

1783

25639/11



His Royal Highness The Prince of Wales
For his own use. Paid of Mr. Hoops Whip-maker.

July 12 th	Keper	£ 0 0 6
30 th	1 D ^o Lapt with silver & a thong	4 6
Aug ^r 2 ^o	2 Locks with gilt buttons	2 10
	2 Silver handles to whips & Cord	10 6
	18 Throat thongs	1 11 6
16 th	1 Each four & fair horse whips bone top silver caps & founts	2 10
21 st	1 Each D ^o bone top silver caps & founts	1 10
23 rd	1 four horse thong & yard & silver laces	1 4
Sept ^r 5 th	Keper Lapt with silver	1 6
26 th	Throat whip bone top & silver plate	10 6
	2 four horse D ^o D ^o	1 8
	hunting whip silver handle rings & plate & hook	1 18
	D ^o ... Gilt	2 11 2 6
		<u>£ 16 6 0</u>

Nov^r 20th 1783


Rec^d by the hands of M^r Montagu Clerk of the
Stables to His Royal Highness Prince of
Wales, the Contents in full

Ed. (at) [unclear]
Account

£ 16 6 0

J^r Hoops





The Royal Exchange
Princes Street

John Goff

Whisperer

16th

July 1
Aug 1
Sept 1 } 1788




His Royal Highness.
Prince of Wales.

To Will^m Kerr. Mich. 2^d. ~~1783~~

1783

July 4	3 new screws to Coach bits & fixing on	3
16	2 Ditto	2
17	Cleaned the Plated Coach bits & buds	5
18	A new mouth piece & collars to a saddle horse bit for a Groom at Windsor	8
19	A new large square Silver Bops in the room of one lost	1. 16. 6
	2 new screws & fixing on the bops	2. 6
	1 large Crest for a Hartes Engraved full	2. 6
21	2 new screws to a Silver bops Coach bit	2
22	3 ft. poll. 2 bad rid side Stirrups	1. 2. 6
	2 ft. D ^o for the Post Chains	15
23	A large poll. tail Chain for a Coach bit & a new 3 drop player	2. 6
	Setting to rights of Coach bits, some repairs D ^o & fastening the screws	4
24	2 new poll. 3 drop players	3
31	2 new stops & a 3 drop player	2. 6
Aug 5	New Drilling of ft. silver Bops & screwing in 32 new Rivets	16
	4 new screws to other bits, 2 new 3 drop players	6
7	A new poll. sliding mouth piece to a Coach bit a new 3 drop player D ^o	9
	new Drilling 4 ft. bops & screwing in	8
	16 Rivets to 4 Coach bits	3
	2 new poll. 3 drop players	2. 6
8	A new poll. solid Chain Chain to a sliding bit	10
9	2 large Chains plated w th silver for Phantoms bits	1. 6
13	A new player D ^o	4
	4 New screws to Coach bits & fixing on D ^o	4

J 8^d 11^o 0



1783

Brought over

~~£ 10~~

0. 11.

Aug 22nd 6 Broad Chuk Stale Sliding belt wth post
 11th wth pieces thin chains for his k. H. as usual } 9. 9. 6
 6 poll. double link chain curb at 7/6 } 2. 5. 6
 6 Stale poll. Twisted & plain wth buds on } 3. 3. 6
 Job to a bit wth silver bopes } 2. 6
 New drilling 2 wth silver bopes serving in wth } 4. 6
 a new poll. 3 drop playe } 1. 6
 24. A new large square silver bop for a Coach bit
 in the room of an old } 1. 16. 6
 2 new screws & fixing on the bop } 2. 6
 one large post for Harten engraved } 2. 6
 27. Cleaned & poll. the mouth piece of a saddle
 horse plated bit & buds on } 2. 6
 1 wth poll. 3 bard Stirrups for his k. H. } 10. 6
 Sep 4. A new mouth piece to a Coach bit Cleaned } 10. 6
 On A new poll. hook } 6
 9. 2 wth poll. 3 bard Stirrups for his k. H. to Wth Vaught } 8. 6
 10. 1 wth poll. 2 bard 3 flatt sided hunt Stirrups } 10. 6
 24. Cleaned the Plated Coach bits bopes & buds on } 5. 6
 27. A wth poll. 3 flatt sided Stirrups as before } 10. 6

£ 29. 0. 0

Ed. Ark
Account

Nov^r 20. 1783

Rec^d by the hands of Mr. Montagu, Clerk of the Stables
to His Royal Highness Prince of Wales, the Contents
in full

W. Montagu

£ 29. 0. 0

The Royal Highness
Prince of Wales.

To William Pittman

£ 29. 8. 0

July
Aug. 1.
Sept. 1. } 1788 -

1788



His Royal Highness the Prince of Wales.

To William Caslake Wheelwright

1783

- July - 17 For a Set of Wheels, made Fourteens & Twelves, with hoop Tyres for the Landau { 9 9 0
- 18 For taking off a hoop Tyre & for 3 Spokes & putting them in & fitting & fixing on again the hoop Tyre & bolts & nuts & painting to the Patent Wheel of Disallie { 2 11 8 0
- 19 For cutting 4 wheels shorter & cutting 4 hoop Tyres shorter & taking off the hoop Tyres & fixing them on again & nails for Colonel Lakes Post Chaise { 2 11 0 0
- 20 For fastening 4 hoops & fastening a long Box at both Ends for the Red post Coach { 3 11 0 0
- For a collar & fixing on the Coxatree & fastening 2 bed hoops & 4 wheel hoops for the Caravan { 2 11 0 0
- 22 For a Set of Wheels made Fourteens & Twelves with hoop Tyres for the Prince's own Post Chaise { 0 11 0 0
- 31 For a Standard, a Ferril, a Spike & fixing & painting to the Setter { 2 11 0 0
- Aug - 1 For fastening a hoop for the Disallie { 1 11 0 0
- 5 For taking off a hoop Tyre & for 2 Spokes & a Felley & putting them in & fixing on again the hoop Tyre & nails & Carnishing for the Red Cheaton { 2 11 11 0
- 21 For fastening a long Box at both Ends for Town Coach { 1 11 2 0
- 22 For fastening 2 long Boxes at both Ends for Pages Coach { 1 11 4 0
- Sept - 10 For fastening a long Box at both Ends for { 1 11 2 0
- 14 For fastening a long Box at both Ends for the Prince's own Post Coach { 1 11 2 0
- 15 For 3 Spokes, 2 Felleys, 2 Strakes, and setting on 9 Strakes & fastening 4 Ends & Nails & painting for the Caravan { 1 11 2 0

Nov^r 28. 1783

Rec^d by the hands of M^r Montagu, Clerk of the Stables to His Royal Highness Prince of Wales the contents in full £ 24 13 2

the contents in full

Wm Caslake

Accomp^t

£ 24 13 2





William Costlake

Whulwright's

Account up to Oct. 1783

£24.13.2

1783

25639/4

His Royal Highness
Prince of Wales

John Wright
Coach Maker

£137^{..}15^{..}10

£17023

1783

His Royal Highness Prince of

1789

- July 17 To a new glass best plate 24 - 20 1/2
To making good the frame
To a new elbow spring to the fore part
To taking a spring to pieces, a new best
plate, 2 new rivets, putting together, put
screwing 6 bolts
To fixing in the top rail of the fore end
18 To taking the driving cushion to pieces
making up stuffing and quilting
To a new pole bolt
24 To 2 new check braces with plates & bolts
26 To 2 new hooks and piecing the splines
28 To straining the bridle and tying on
To 6 lb of wax candles
31 To a new false Lining of printed Linen
To taking off the platform and facing
Aug 2 To a new false Lining of printed Linen
To a new silk Spring Curtain Line
To fastening the broad plates with 12 screws
To a new broad oak batten to the bottom
fastening on with 4 new bolts & nuts and
one new countersunk bolt and nut to the
up the side of the carriage
To 4 new plates to the platform and 4
screws bolts and nuts and 8 screws plates
To a new perch bolt and key
To a new glass to a Lamp and repaired
4 To raising the fore belly with leather, 2
axle tree hangers and fixing on 2 new
To taking off the Salisbury Budget and
5 To setting the splinter Irons to rights

His Royal Highness Prince of Wales

To John Wright D^r

1709

July 17	To a new glass best plate 24 - 20 ¹ / ₂		1. 16
	To making good the frame		" 1
	To a new elbow spring to the fore part and fixing	Phaeton	1. 16
	To taking a spring to pieces, a new back plate, a new additional plate, 2 new rivets, putting together, fixing on, securing and screwing 6 bolts	D ^r	" 14
	To fixing in the top rail of the fore end	Nis a Nis	" 1
18	To taking the driving cushion to pieces, cutting the borders, shodded making up, stuffing and quilting	Leane Phaeton	" 3
	To a new pole bolt	Lansau	" 1
24	To 2 new check traces with plates & bushes	D ^r	" 8
26	To 2 new hooks and fixing the splinter irons	D ^r	" 4
29	To straining the bridle and tying on the Coachmans Seat	Night Coach	" 1
	To 6 lb of wax candles		" 19 6
31	To a new false Lining of printed Linnen	P. Chair	3 8
	To taking off the platform and fixing on the Salisbury foot	P. Coach	" 2
Aug 2	To a new false lining of printed Linnen	bst. Lakes, P. Chair	3. 8
	To a new silk spring curtain Line		" 1
	To fastning the head plates with 12 silver headed screws	Lansau	" 3
	To a new broad ash batten to the bottom of the Salisbury foot		" 1
	fixing on with 4 new bolts & nuts and fastning the front boards one new countersunk bolt and nut to the top transom & screwing up the back of the carriage	Nis a Nis	" 10
	To 4 new plates to the platform and slats, fixing them on with 8 new bolts and nuts and 8 screw plates	P. Coach	" 8
	To a new perch bolt and key	D ^r	" 5
	To a new glass to a Lamp and repairing one		" 13
4	To raising the fore belly with leather, cutting and shutting 2 axle tree hoops and fixing on 2 new bolts & nuts	Coach	" 6
	To taking off the Salisbury swage and fixing on the platform	D ^r	" 2
5	To setting the splinter irons to rights and fixing	Perch Phaet	" 2

Car'd over £15.12 6

Aug 4 To fastning the boards of the body with 200 nails, new bolts
and nuts to the hoops, fastning the plates of the footboard with
screws (and screwing up the bolts of the carriage — Caravan " 10

To covering the footboard ledges with new Carpet and fixing
Perch Shaft " 6

To 2 pieces of new leather to the Iron work of the Splintree " 1. 6

6 To taking off the boards, 2 new pieces to the door rails, fixing
them on with brads & lowering the inside seats — London " 9 6

To a new perch bolt, nut and key D. " 5

To lining a fore saddle hoop with leather and fitting a washer
fitting a piece to the hind spring bed, lining under a stay and
the pole in the furchell with leather, fastning the roller plates
and fitting the splinter Iron, new bolt and nut, new screw
1 bolt and screwing up the bolts of the carriage — D^o " 7 6

11 To 2 new Countersunk bolts and nuts to the sway bar and
screwing up 4 — P. Chaise " 4 4

To a new main bar and Iron work to the Splintree &
a new spare one — Shaft " 15

12 To 2 new hooks and stays to the Seat Irons & fixing on
the axis " 9

To a new cradle and straps " 10

To 2 new straps and tying in the Coachmans Seat " 2

To 2 new hooks to the Seat Irons, drawing & fixing on
2 new bolts and nuts — Right Coach " 6

To a new saddle and straps and tying on the Coachmans
Seat — D^o " 11

13 To covering the Splinter bar rolls with 16 pieces of new
leather — London " 12

To a new leather cap to the head of the pole bolt, 18 in. of
swiving to the Budget and swiving on a Chape — D^o " 2. 6

To a new pair of pistole holsters covered with cloth and
Linnen — P. Chaise " 1. 4

To mending the false lining in several places D. " 1

To taking out the false Lining, taking up the lining of
the back and sides for the seats to be lowered & fixing
down the lining — London " 6

To repairing the joints of the carriage D^o " 4

To a new carpet in the bottom D. " 10

Carriage over L 23. 8. 10

Aug 13 To cutting the inside seats in front
new Barren (and brace

To repairing the glass rollers and
silk to the pair, fixing them up with
new stays with silver plates to the

To a new false lining of printed

14 To taking off the platform and fixing
a new nut

15 To 2 new hook ends to the Seat Irons
new bolt and nut

To covering the pole ring with

To covering the pole ring and the

To a new sway bar and link with

To a new plate 9 in. long to the face
fastning the fore carriage hoops
bolt, fixing on the washing Iron
bolts and nuts, fixing and screwing

To a new key to the perch bolt

To lining under the Lamp fastning
leather and 2 new screws

To a new solid pole ring, fixing
new bolt and nut

To one new side and 2 ends to the
the set with new bolts & plates and

To one new bath and 2 spindles of
Venetian blinds, new painting and
the Locks

16 To a new cradle and straps

To a new Coachmans seat and straps

To a new seats leather fasten on

To a new pair of french plates

To 4 new main braces with plates

To 2 new long collar braces

To lining part of the frames with
and 2 new straps to keep the
pieces

To 4 new chuk braces with plates

Pro ^r over	15. 12. 6
of the body with 200 nails, 4 new bolts	
fastening the plates of the footboard with	
up the bolts of the carriage — London	" 10
card lozges with new Carpet and fixing	
Perch Shaft	" 6
ther to the Iron work of the Splentree	" 1. 6
2 new pieces to the door rails, fixing	
lowering the inside seats — London	" 9 6
nut and key — Do	" 5
tree hoop with leather and fitting a washer	
in a spring bed, lining under a stay and	
ew with leather, fastening the setter plates	" 7 6
Iron, 2 new bolts and nut, new screws	
up the bolts of the carriage — Do	" 4 4
l bolts and nuts to the sway bar and	
Phaisie	" 15
ar and Iron work to the Splentree	
Shaft	" 9
stays to the Seat Irons & fixing on	
the shaft	" 10
and straps	" 2
id tying in the Coachmans Seat	" 6
the Seat Irons, drawing & fixing on	
with — Right Coach	" 11
id straps and tying on the Coachman	
Do	" 12
inter bar rolls with 16 pieces of new	
London	" 2. 6
to the head of the pole bolt, 18 lbs. of	
et. and sewing on a Chape — Do	" 1. 4
distall holsters covered with cloth and	
Phaisie	" 1
se lining in several places — Do	" 6
alse Lining, taking up the lining of	
for the seats to be lowered & fixing	
London	" 4
oints of the carriage — Do	" 10
in the bottom — Do	
Car ^r over	£ 23. 8. 10

1789	25639/4	Pro ^r over	23 8 10
Aug 13	To cutting the inside seats in four, making them up with	London	" 12
	new borders (and lace)		
	To repairing the glass rollers and spring curtains, and		
	silk to the pair, fixing them up with 4 new silk lines & 2		
	new stays with silver plates to the Doors — Do	1. 4	
	To a new false lining of printed Linnen — Do	3. 16	
14	To taking off the platform and fixing on the Salisbury book		
	& one new nut — Right Coach	" 2. 6	
15	To 2 new hook ends to the Seat Irons, fixing on and one		
	new bolt and nut — London	" 5 6	
	To covering the pole ring with new leather — Phaisie	" 1.	
	To covering the pole ring and hook with new leather —		
	Right Coach	" 2	
	To a new sway bar and link with new leather — Do	" 9	
	To a new plate 9 in long to the furoholls and fixing on		
	fastening the fore carriage hoops, taking off the Salisbury		
	board, fixing on the dashing Iron and platform, 7 new		
	bolts and nuts, passing and screwing 2 & screwing 6		
	Right Coach	" 17	
	To a new key to the perch bolt — Do	" 6	
	To lining under the Lamp fastenings with 2 pieces of new		
	leather and 2 new screws — London	" 1. 6	
	To a new solid pole ring, fixing on the hook and one		
	new bolt and nut — Do	" 6 6	
	To one new side and 2 ends to the glass frames, covering		
	the set with new cloth & plates and 2 new strings — Do	1. 12 6	
	To one new lath and 2 spindles and a new side to the		
	venetian blinds, new painting and tapering and changing		
	the Locks — Do	1. 7	
16	To a new cradle and straps — Do	" 10	
	To a new Coachmans seat and straps — Do	1. 2	
	To a new seats leather footman and cushion — Do	1. 10	
	To a new pair of french plate pieces — Do	1.	
	To 4 new main braces with plated buckles — Do	5 5	
	To 2 new long collar braces — Do	" 16	
	To lining part of the braces with 2 pieces of new leather		
	and 2 new straps to keep the collar braces within		
	places — Do	" 6	
	To 4 new chuk braces with plated buckles — Do	" 16	
	Car ^r over	£ 45. 10. 10	

1783

Boat over 97. 3. 10

Aug 30 To a new Carpet in the bottom Carved Chair " 10

Sep 1 To washing and cleaning the Phanton dropping and oiling the leather of the head, boot, wing Irons Cover and harness and cleaning the plated work D " 10

2 To a new fore footboard and brackets, fitting on the top for the kneelock, one new block to the ledge and making the other legs 2 "

To taking a pair of elbow springs to pieces, 2 new additional back plates, tempering the others, cleaning and oiling 2 new rivets, putting them together, piecing the hind body loops and fixing on 4 new bolts and nuts, pieceing & screwing 6 and fitting the fore loops Carved Phanton " 7

To cutting the four wood horses shoes D " 5

To one new bolt and nut to the hind axle tree, immured new screwing a bolt and fixing on the platform James D. Chair " 3. 6

To piecing 2 check braces 12 in long each with new leather Phanton " 2

4 To taking up the lining of a Door for repairing & fixing down again Phanton " 3

To repairing a Lamp " 2. 6

5 To new screwing a bolt and a new nut and screwing up 6 and a new fastening to the flat - Page & P. each " 3

To 4 new step heads to the bottom sides and fixing Night Coach " 4

9 To a new door pannell and fixing in taking up the boards, gluing pieces inside, a new moulding to the middle rail, repairing the mouldings of the Wood with 5 new pieces, fixing them on with brads, glue and Canvas, setting the Lock, a new Bar and 3 new screws, brading the fore and side pannell and repairing the joints of the Body Phanton " 10

To 4 new plated buckles and straps to the points of the main braces and 4 new screws Landscape " 4

To a new side pannell and fixing in, a new moulding to the corner piece, filling in 3 pieces & repairing the joints of the Body Phanton " 4

11 To a new Shank to a Coronet and fastening the other " 2

Carried over L 105 13 10

1783

Sep 11 To smoothing and lining the top with leather, sawing the way to and pole hook, drawing a rope the plates of the hoop, attaching perch bolt hole, 1 new bolt & screwing up the bolts of the joints

To lining the perch bolt hole

To setting the perch bolt to

To 2 new setter plates to the eyes of the Springs, fixing on leather, 2 new Iron fastenings, fitting the splinter Irons, new up the bolts of the carriage

To repairing the joints of the

To washing and cleaning the leather 5 times, oiling the brass work and dropping the covers

To covering and stuffing the p 30 in long and a new strap

To a new leather cap to the

13 To covering 4 drag chairs and

To one new counter sunk bolt and 1 new bolt and nut to the hind axle tree

To fastening the plates of the

16 To fastening the footboard long

To lining the pole in the furrow the transom plates, a new strap screwing up 6 bolts

17 To covering and stuffing the p leather 30 in long and a new pieces

To covering the pole ring with 4 plated buckles to the Cover of

1789

Wro^t over 111. 13-4

Sep^r 17 To binding 2 Carpets with new lace — J. Coach & Right Coach " 2
 To fastning the beads of the Woody with 10 silver pins — Coach " 5
 18 To 4 new running loops to the Check braces, 4 new loops and 5 sewings to the pole pieces, towing to the Caves of the platform and a new loop to a Strap — J. Chaise " 6
 To covering the Splinter bar rolls with 16 pieces of new leather — D^r " 12
 To a new leather cap to the head of the pole bolt & 2 new straps to the pole pin — D^r " 2
 To taking off the platform & washing Iron and fixing on the Coach Box — J. Coach " 2
 19 To a new splinter bar run with lead — Perch Plat " 10
 To filling the sockets and splinter Iron — D^r " 1. 6
 To taking off the Coach Box, fixing on the platform, washing Iron and drag chain and a new loop to D^r (J. Coach) " 2. 6
 To fixing on the drag chain and a new loop — J. Coach " 6
 To taking out the false lining, cleaning the inside lining, a new button to a glass string and fastning the others, fixing up the door spring, curtains, 1 new silk line, a new silver plate and 2 screws to a door stay & fixing up the pistol holders — J. Chaise " 5. 6
 20 To 2 new plated knuckles and Straps to the Lamps — D^r " 1
 To 4 new leather bottoms to the cushions, stuffing & quilting them and sewing on the linnen covers — London " 4
 23 To 4 new trunk fastnings and rings and fixing 4 new bolts and nuts and screws — J. Chaise " 15
 To 2 new Trunk straps 7 ft long each " 7
 To 2 new ends 14 in. long each to the straps of the platform cover, 4 new Staples to the platform and 4 sewings to the cover — D^r " 5
 25 To 2 new Check braces with plated knuckles — J. Coach " 8
 26 To fastning the Lamps and one new screw — J. Coach " 1
 To covering the pistol holder with painted linnen — J. Chaise " 4
 Car^d over L 117 7-4

1789

Sep^r 26 To new painting the Post Chaise with glass with Lake Crest, Coronet and mouldings carriage and wheels plates springs and Iron work the colour of
 To washing and cleaning the Phaeton the leather of the head, boot wing Iron braces and cleaning the plated work
 To new painting the Phaeton body with glass, a great coronet and garter on the mantles, painting the carriage and varnish in Vermillion, edges of the work the colour of the body and wash the sides
 30 To covering the Splinter bar rolls new leather
 To a new leather cap and plated head of the pole bolt, 2 sewings to the cover and covering the pole hook with
 To 2 new Check braces with plated
 To fastning the stays of the doors
 To a new carpet in the bottom and foot board ledge with carpet
 To a piece of new lace to the border of it to the driving box and cleaning
 To 2 sewings to a pole piece
 To a new loop to a Venetian blind
 To a new plate glass to the oval
 To a new glass best plate 22 3/4
 To making good the frame
 To one new bottom and covering the with new cloth, repairing the lining, fastning the plates and nailing
 To new painting the 4 Venetian blinds fastning the plates and siling the

2 Carpets with sun faces — P. Coach & Night Coach " 2
 the beads of the body with 10 silver pins — Coach " 5
 running loops to the Check braces, 4 new loops
 rings to the pole pieces, towing to the cases
 horn and a new loop to a Strap — P. Chaise " 6
 the Splinter bar rolls with 16 pieces of new
 D° " 12
 leather cap to the head of the pole bolt & 2
 to the pole pin — D° " 2
 off the platform & washing Iron and fixing on
 base — P. Coach " 2
 splinter bar iron with beads — Perch Phail " 10
 the sockets and splinter Iron — D° " 1. 6
 off the Coach box, fixing on the platform —
 on and drag chain and a new loop to D° " 2. 6
 on the drag chain and a new loop Page Coach " 1. 6
 out the false lining, cleaning the inside lining
 on to a glass string and fastening the others
 the door spring curtains, new silk line, a
 plate and 2 screws to a door stay & fixing
 the holsters — P. Chaise " 5. 6
 plated knuckles and Straps to the Cumps D° " 1
 leather bottoms to the cushions, stuffing &
 them and covering on the linen cover — Lander " 1. 4
 trunk fastenings and rings and fixing 4 new
 nuts and screws — P. Chaise " 15
 Trunk straps 7 ft long each " 7
 ends 14 in. long each to the straps of the
 cover, 4 new Staples to the platform and 4
 the Cover — D° " 5
 Check braces with plated knuckles Page Coach " 1
 ing the Lamps and one new screw P. Coach " 1
 ing the pistol holsters with painted Linen
 P. Chaise " 4
 Car. over L 117. 7-4

Sep 26 To new Painting the Post Chaise body dark Carmelite
 glass with Lake Crest, Coronet and garter on the doors
 mouldings carriage and wheels patent yellow, edges of the
 springs and Iron work the colour of the body & varnish } 6 " "
 To washing and cleaning the Phailon, drying & oiling
 the leather of the head, boot wing Irons and Cover and
 braces and cleaning the plated work — Perch Phail " 10
 To new painting the Phailon body, dark Carmelite
 glass, a great Coronet and garter on one side & repairing
 the mantle, painting the carriage and wheels red and
 varnish in Vermilion, edges of the springs & Iron
 work the colour of the body and varnishing & japanning
 the sides — Perch Phail " 3 "
 30 To covering the Splinter bar rolls with 16 pieces of
 new leather — D° " 12
 To a new leather cap and plated button to the head
 of the pole bolt, 2 new rings to the cover of the platform
 and covering the pole hook with new leather — D° " 3
 To 2 new Check braces with plated knuckles — D° " 8
 To fastening the stays of the doors — Night Coach & Lander " 1
 To a new Carpet in the bottom and covering the
 foot board ledges with Carpet — Perch Phailon " 16
 To a piece of new lace to the border of the seat, fastening
 it to the driving seat and cleaning the lining — D° " 3
 To 2 new rings to a pole piece " " 6
 To a new loop to a Venetian blind — Coach " 6
 To a new plate glass to the oval — P. Coach " 6
 To a new glass best plate 22 3/4 - 19 — Night Coach " 12
 To making good the frame " 1
 To one new bottom and covering the fore glass framing
 with new cloth, repairing the lining of the door frame
 fastening the plates and nailing on one string } " 12
 To new painting the 4 Venetian blinds on the outside
 fastening the plates and oiling the Locks — D° " 7
 Car. over L 131. 19 4

His Royal Highness Prince of Wales.

1783

D^r To Rob. Stuart Saddle, Windsor

June 30	Mun of Two Curb Brides in Sunday's Saddle loops	1 ¹⁰
July - 9	altering the Cheeks of 2 Curb Brides and Mun Sewing Eight Buckles in an Saddle loop & Mun	1 ⁸
	a Gunpowder piece and Mun front to a Curb Bride	1 ⁹
11	a Large main Comb and Spruce Squerey Stable	0 ¹⁰
	a Gun Best hors. Brush	2 ⁰
	a Gun polished long Curb a Hook to a footmans bide	2 ⁰
14	altering a pair of Girths	0 ⁶
	Two silk Lashes to 2 postillion whips	1 ⁰
	Mending a Broad Copper Dog Coller w th Red leather and setting the Coller to proper shape	1 ⁶
	a Key to	0 ⁴
15	a silk Lash to a Exercising Whip	0 ⁶
16	Mun Billets and Mun loops to 4 pillar Rains (Stable)	1 ⁸
26	a silk Lash and Mun of a postillion whip	0 ¹⁰
30	Mun loops and Mun of Two Brides in Sunday's one Dozen of Very Large hors. Rugs Bound w th Scarlet - at 5/6 each	3 ^{6⁰}
31	three Gun Webb Head Halters	3 ⁰
	lengthning the heads of 2 Stable Collers and Mun of them in Sunday's	1 ¹⁰
	Mun of Two more Collers in Sunday's and Mun of Two Coller Rains	1 ⁸
Aug. 1	one Dozen of Best Curry Combs and Best hard Brushes at 3/ each	1 ^{16⁰}
2	Mun of a stable Coller in Sunday's	1 ²
4	six Large main Combs w th Spruces at 10 ea	5 ⁰
	a silk Lash to a footmans whip	0 ⁶
5	Mun of a Muzzle	0 ⁸
	Two Gun traps w th Buckles to a Rack Chain	1 ⁰
	three Webb head Halters	3 ⁰
6	Mun Billets and Hoops and Mun of Two Coller Rains	0 ¹⁰
7	a Gun handle to a hors. Brush	0 ³
11	Mun of a Martingale Mun loops and Mun of a Curb Bride in Sunday's	0 ⁶ 1 ²
	a Gun silver Tip w th Crest to a Bride	2 ⁰
13	a Large pad to a Livery horsey	1 ⁸
	stitching Two Livery S. Dies all over	3 ⁰
	a Gun thong and silk Lash to a Whip	1 ⁶
	one Dozen of Large Good Spruces at 1/8 ea	1 ^{0⁰}
	Turn Over	£ 8 ^{8⁶}

1783

Brought Over - 8. 8. 6

Aug. 13 a hand made f. a horse Brough - 0. 3
 16 four strong Broad leather Collars w. Double
 Rains and Troat Bands on fronts the fronts } 1. 8. 0
 covered w. Scarlet Cloth for the Equerry's stable
 four strong Rack Rains - D. D. - 6. 0
 19 a hand of chain w. polished Springs - 3. 0
 Stuffing an dmn of w. d. - 1. 9
 altering Two Broad Double Girths C. Stable - 1. 0
 20 Mn of a stable Collar - C. Stable - 0. 9
 25 Two hand Webb head halters the Equerry's. - 2. 6
 26 Stuffing an dmn of w. d. - 1. 9
 27 Mn of a stable Collar - 0. 10
 Two hand keepers and silk Lashes t. 2 Exercising Whips - 0
 30 silk Lash f. a footmans whip - 0. 6
 Sep. 4 another silk Lash an dmn of a footmans whip - 0. 9
 10 hand loops an dmn of Two curb Brides in sundry - 1. 10
 hand straps an Buckles t. 2 Rack Chains - 1. 6
 13 one hand silver plate with Crest and Mn Rivets
 t. three more plates an hand loops f. t. } 4. 8
 a Best Curb Bride -
 15 Two hand Rains w. steel Hobs t. the ends of the } - 4. 0
 Rains an dmn of 2 Watering Brides -
 16 Mn of a Best plate - 0. 7
 hand Riveting the silver plate on the Large Dogs
 Collar an Riveting the loops on D. lining Gun } 2. 4
 a strong Lock for D. - 1. 0
 18 one hand Rain w. steel Hob t. the end an dmn of } 2. 9
 Two Watering Brides -
 19 four hand strong plates an Mn Riveting the } - 12 -
 fore parts of Two under quilted Saddles -
 hand covering the points of them - 1. 0
 hand flaps, stuff'd an stitched w. silver } 1. 10. 0
 to Two Sides f. -
 Stuffing an dmn of the Two pannels - 3. 6
 Mn of Two pair of Stirrup Leathers - 1. 0
 for taking up another side an putting a } - 3. 0
 strong Double Stirrup Bars w. Rowled -
 hand flaps stuff'd an stitched w. silver t. the above } 15. 0
 a Large flank web pannel fac'd w. leather t. D. - 7. 6
 hand covering the points - 0. 6
 Mn of the Cantle of D. - 0. 10
 Mn of a pair of Stirrup Leathers - 0. 6
 Turn Over - 15. 10. 1

1783

Sept. 19 Mend the flaps
 stitching them
 Stuffing an dmn
 20 four pair of plates
 for his Royal
 one pair of Mn
 23 hand flaps stuff'd
 a Noth. S. d. -
 Mn of the Cantle
 Stuffing an dmn of
 27 Two hand chain
 Mn of Two Bri
 Two silk Lashes
 Mn of the flaps of
 them w. silver
 a hand flank web pan
 hand flaps stuff'd
 another side -
 a large flank web p
 a hand leather Cant
 hand covering the
 hand flaps stuff'd
 another side -
 a hand leather Cant
 a large flank web p
 hand covering the
 hand flaps stuff'd
 another side -
 Stuffing an dmn
 Mn of the Cantle
 Mn of a pair of
 a hand of chain w
 a piece of scarlet
 30 Stuffing another
 an dmn of the side

Brought over — 8. 8. 6

4. horse Brough — 0. 3

Broad leather Collars w. Double
Troat bands on 2 fronts the fronts } 1. 8. 0

Scarlet Cloth for the Equerry's Stable
Rack Chains — D. — D. — 6. 0

Chain w. polished Springs — 3. 0

Mending w. side — 1. 9

Broad Double Girths C. Stable — 1. 0

able Collar — C. Stable — 0. 9

Red head halters the Equerry's stable } 4. 6

Mending w. side } 1. 9

Stable Collar } 0. 10

Leather and Silk Lashes to 2 Exercising Whips } 1. 0

4. footmans Whip — 0. 6

Lash and Mending a footmans Whip — 0. 9

Mending Two Curb Bridles in Sunday } 1. 10

2 Buckles to 2 Rack Chains — 1. 6

one plate with Crest and Mud Revets } 4. 8

one plate an Mud loops } 4. 8

ab Bridle —

W. steel Hobs to the ends of the } 4. 0

Mending 2 Watering Bridles — 0. 7

Bust plate —

of the silver plate on the Large Dogs } 2. 4

putting the loops on 2. Glazing Gun } 1. 0

Lock for — } 1. 0

in w. steel Hob to the end and Mending } 2. 9

ring Bridles —

4. plates and Mud Revets } 12. —

of Two under quilted Saddles — } 1. 0

the points of them — } 1. 0

stuffed and stitched w. silver } 1. 10. 0

des } 3. 6

Mending the Two pannels — 3. 6

Two pair of Stirrup Leathers — 1. 0

up another saddle and putting } 3. 0

ble Stirrup Bars w. Bowler — } 3. 0

stuffed and stitched w. silver to the above } 15. 0

up pannels fac'd w. Leather to D. — 7. 6

the points — 0. 6

Cantle of D. — 0. 10

pair of Stirrup Leathers — 0. 6

Turn Over } 15. 10. 1

1783

Sept 19 Mending the flaps of a grantham saddle and } 4. 6

stitching them w. silver —

stuffed and mending the pannels — 1. 9

20 fourth pair of plated Boot Garter Buckles } 6. —

for his Royal Highness's use — } 0. 9

one pair of Metal D. — D. — D. — 0. 9

23 two flaps stuffed and stitched w. silver to } 15. 0

a Nother side —

Mending the Cantle } 0. 10

stuffed and mending the pannels — 1. 9

27 Two hand hair Cloths — 3. —

Mending Two Brides in Sunday — 1. 8

Two silk Lashes to 2 footmans Whips — 1. 0

Mending the flaps of a Nother saddle and stitching } 4. 6

them w. silver } 7. 6

a hand flaps w. pannels fac'd w. Leather to D. — 7. 6

two flaps stuffed and stitched w. silver to } 15. —

another saddle —

a large flaps w. pannels fac'd w. leather to D. — 7. 6

a hand Leather Cantle } 2. 0

to D. — D. —

two covering the points — 0. 6

two flaps stuffed and stitched w. silver to } 15. 0

another side —

a hand Leather Cantle } 2. —

to D. —

a large flaps w. pannels fac'd w. leather to D. — 7. 6

two covering the points — 0. 6

two flaps stuffed and stitched w. silver to } 15. 0

another side —

stuffed and mending the pannels of D. — 1. 10

Mending the Cantle of — } 0. 9

to D. —

Mending a pair of Stirrup Leathers — 0. 6

a hand Dog Chain w. polished Springs } 3. —

a piece of scarlet due lity for the fillis Cloth } 3. 6

30 Stuffed another side and mending the pannels } 2. 10

and mending the side —

21. 15. 9

Nov 28. 1783 —

Recd by the hands of M^r. Montagu, Clerk of the
Stables to His Royal Highness Prince of
Wales the Contents in full —

£21. 15. 9

Robt. Plunk

Brought over — 8. 8. 6

4. horse Brugh — 0. 3
 Broad leather Collars w. Double
 Troat bands & fronts the fronts } 11. 8. 0
 Scarlet Cloth for the Equerry's stable
 Rack Chains — D. — D. — 6. 0
 Chain w. polished Springs — 3. 0
 Mending as. side — 1. 9
 Broad Double Girths (C. stable) — 1. 0
 table Collar — C. stable — 0. 9
 Red head halters the Equerry's stable } 2. 4
 Mending as. side } — 1. 9
 stable Collar } — 0. 10
 new and silk Gashes to 2 Exercising Whips } 1. 0
 4. footmans Whip — 0. 6
 1 Gash and Mending a footmans Whip — 0. 9
 and Mending Two Curb Brides in Sunday's } 1. 10
 2 Buckles to 2 Rack Chains — 1. 6
 new plates with Crest and Mud Boots } 1. 8
 one plate and Mud loops for }
 2 Brides }
 new w. steel Hobs to the ends of the } — 4. 0
 Mending 2 Watering Brides — 0. 7
 Brass plate —
 Mending the silver plate on the Large Dogs } 2. 4
 Mending the loops on D. Gluing }
 Lock for } — 1. 0
 Chain w. steel Hob to the end and Mending } 2. 9
 Watering Brides }
 Heavy plates and Mud Boots } — 12. —
 of Two under quilted Saddle }
 of the points of them — 1. 0
 Stuffed and Stitched w. Silver } 1. 10. 0
 Sides }
 Mending the Two panels — 3. 6
 20 pair of Stirrup Leathers — 1. 0
 set up another side and putting } — 3. 0
 20 pair of Stirrup Bars w. Rowles }
 Stuffed and Stitched w. Silver to the above } 15. 0
 panels fac'd w. Leather to D. — 7. 6
 of the points — 0. 6
 Cantele of D. — } — 0. 10
 Chain of Stirrup Leathers — 0. 6
 Turn Over } 15. 10. 1

1783

Sept. 19

Brought forward — 15. 10. 1
 Mend the flaps of a Grantham saddle and } — 4. 6
 stitching them w. Silver }
 Stuffed and Mending the panels — 1. 9
 20 four pair of plated Boot Garter Buckles } — 6. —
 for his Royal Highness's use }
 one pair of Metal D. — } — 0. 9
 23 new flaps Stuffed and Stitched w. Silver to } — 15. 0
 another side }
 Mending the Cantele } — 0. 10
 Stuffed and Mending the panels — 1. 9
 27 Two new Chain Cloths — 3. —
 Mending Two Brides in Sunday's — 1. 8
 Two silk Gashes to 2 footmans Whips — 1. 0
 Mending the flaps of a Nother Saddle and stitching } 4. 6
 them w. Silver }
 a new flaps panels fac'd w. Leather to D. — 7. 6
 new flaps Stuffed and Stitched w. Silver to } — 15. —
 another side }
 a large flaps panels fac'd w. Leather to D. — 7. 6
 a new Leather Cantele for to D. — D. — 2. 0
 new Covering the points — 0. 6
 new flaps Stuffed and Stitched w. Silver to } — 15. 0
 another side }
 a new Leather Cantele for to D. — 2. —
 a large flaps panels fac'd w. Leather to D. — 7. 6
 new Covering the points — 0. 6
 new flaps Stuffed and Stitched w. Silver to } — 15. 0
 another side }
 Stuffed and Mending the panels of D. — 1. 10
 Mending the Cantele of } — 0. 9
 Mending a pair of Stirrup Leathers — 0. 6
 a new Dog Chain w. polished Springs } — 3. —
 a piece of Scarlet due to the fill'd Cloth } 3. 6
 30 Stuffed another side and Mending the panels } 2. 10
 and Mending the side }

21. 15. 9

25639/5.

The Royal Highness
Prince of Wales

To Post Office
at Her in Windsor

from June 30: 1783
to Septem^r 30: 1783

21: 15^s 9



His Royal Highness The Prince of Wales

To Vaughan & Pollock

1703	To four Broad Scarlet Ribbon fronts to four Bridles	0 ^o 6 ^o 0
July 5	To mending & cleaning a portmantau &c	0 ^o 5 ^o 6
8	To mending 6 Coach Surcingles 6 new hooks & two new Buckles	0 ^o 10 ^o 0
	To mending a Collor of Stirrup leather & Leading rein	0 ^o 3 ^o 0
	To mending a horse Sheet & Stuffing the pannels of a Saddle	0 ^o 3 ^o 0
10	To tying in the pannels of four footmen Saddles & repairs	0 ^o 4 ^o 0
	To two Large Sponges & two Large Rubbers & mending a Girth	0 ^o 17 ^o 0
14	To new Soeing a head stall of rein to a Bit of Scarlet Ribbon front	0 ^o 3 ^o 6
19	To six fine Large Coach Sponges	1 ^o 7 ^o 0
	To mending 2 watering Bridles & new Buckles to the reins & mending an Iron rack rein	0 ^o 5 ^o 0
21	To mending a Bridle & a Coach Collor several places new Leather	0 ^o 3 ^o 6
	To Stuffing & mending the pannels of two postilion Saddles	0 ^o 3 ^o 0
22	To a kersey boot for a Saddle horse with Strings & Stuffing a Saddle	0 ^o 3 ^o 6
31	To Stuffin a postilion Saddle pannel & 2 Girth Straps & mending a Girth	0 ^o 2 ^o 0
Aug 3 rd	To a pair of new Stirrup leathers & mending a Saddle & two Pind Deer to the Saddle for harness	0 ^o 6 ^o 0
	To mending a Livery furniture new Button &c	0 ^o 1 ^o 0
5	To a new pair of pannels in a postilion Saddle Cutt Large & Edge Leather & mending the Cantle	0 ^o 10 ^o 6
	To a Broad Double Leather Girth	0 ^o 5 ^o 0
6	To 3 Scarlet Ribbon fronts to 3 Bridles	0 ^o 4 ^o 6
9	To 3 Very Best welted hogskin Saddles with Large Stirrups & under flaps pannels Edg sup ^d fine white Cloth & Broad Double Leather Girths Stirrup leathers with polished buckles & 3 Setts of Large Long Silver plated nails with 12 Crests & motto engrad	11 ^o 0 ^o 6
	To 3 Blue Cloth postilion Saddle Cloths trimd with Gold Colour Silk Lace & Lind Linnen Cloth & Leather flaps Compleat	3 ^o 3 ^o 0
13	To mending a horse Collor new Cheek piece & other repairs	0 ^o 2 ^o 0
	To two Best Large Black jackets Solid Leather Trunks & Lind Ducks with pockets inside & Large Brags plated Engravid	5 ^o 5 ^o 0
	To two yards of Green Baye for the inside very wide	0 ^o 6 ^o 0
	To Laths & six Buckles & Straps inch wide	0 ^o 0 ^o 0
	To two polished Spring Sacks	0 ^o 3 ^o 0
	Car Over	26 ^o 10 ^o 6

1783 Bro^t Over

Aug^t 13 To 2 Best Sand Leather Coat Cases Double Lined & pockets & Leather Ends & Bound red moroca } 26¹⁰ 6
 To two pairs of Very Long Coat Straps inch wide } 2 2 0
 14 To mending two Saddles fastening the pannels } 0 4 0
 To mending two half Covers & stuffing & mending a Saddle } 0 2 0
 To mending a Bridle several places & mending a furniture Livery } 0 5 0
 holsters piecing with new Black furr & repairs } 0 4 6
 20 To two Scarlet Ribbon fronts to Bridles very Broad } 0 3 0
 25 To stitching the flaps of a saddle & mending the pannels } 0 2 0
 To stuffing the pannels of 2 Saddles & mending a Stirrup leather & back reins } 0 3 6
 28 To mending 2 Livery furniture Caps pieced with new furr } 0 5 0
 29 To two pointers Collars with jointed Brass plates Engraved } 0 7 0
 Sept^r 3 To mending a Coach Collor with new Leather } 0 2 0
 To two Leather Coach Collor reins with Buckles & Billets } 0 5 0
 To mending a Leather Girth & two pairs of Stirrup leathers } 0 3 0
 6 To 3 Scarlet Ribbon fronts to 3 Bridles } 0 4 6
 To a Best Sand Leather Coat Case Double Lined & pockets } 1 1 0
 & Bound red moroca }
 To mending two Saddles two new Girth Straps & tying in the pannels } 0 2 0
 To stuffing the pannels of a Saddle } 0 1 0
 8 To mending four Coach horse Survingles 2 new hooks & 3 Straps } 0 10 6
 & mending a Collor very much }
 To mending 3 pillar reins of a watering Bridle } 0 4 6
 10 To mending a Leading rein of a Scarlet Ribbon front to a Bridle } 0 2 6
 11 To a journey to Windsor to measure horses } 0 10 6
 To two Best hunting Saddles under quilted hogskin Sticks Silver } 10 10 0
 &c as usual }
 To two pairs of Silver plated point Loops } 0 10 0
 To two Best Black Leather martingles with Silver plated }
 runners with rollers & neck Straps with four whole Silver plated } 4 4 0
 Buckles & four Solid Silver heart Ornaments with Crests & }
 motto Engraved }
 To six Best Black Leather fine white web martingles } 3 3 0
 with 12 whole Silver plated Buckles }
 To mounting six Bridles Bits & Bradoons fine Black }
 Leather with 36 whole Silver plated buckles & 60 Solid Silver } 31 10 0
 heart Ornaments with 60 Crests & motto Engraved 24 }
 of them Very Large }
 Car Over } 8 12 0

1783 Bro^t Over

Sept^r 11 To six Broad Scarlet Ribbons }
 To a very Large packing Case }
 To mending a furniture Bridle }
 repairs }
 To a Scarlet Silk rein to a }
 To two half Cover machines w }
 & four polished rings of 2 Lea }
 To two pairs of Stirrup leathers }
 To taking up the fore part }
 Leather & stuffing the pa }
 To two Loops to a Saddle of a }
 To new piecing with Black furr }
 Silk strings to two Saddle }
 15 To stuffing & mending a Saddle }
 2 Stirrup leathers }
 To mending holsters Caps with furr }
 16 To mending 3 Double Girths }
 To a journey to Windsor }
 To a Best welted hunting }
 Sticks Silver &c as usual }
 To a pair of Silver plated }
 To a packing Case of sent }
 24 To mending two Saddle horse }
 To mending 3 footmens Saddle }
 26 To mending a Saddle of new Lea }
 To two punches for Bridles }
 To 12 Very fine white wide }
 flatt Edge Scarlet Cloth Str }
 To 12 Best Spring web }
 neatly made red moroca B }
 Double roller Buckles inch w }
 To a pair of Large Saddle }
 To a Lock for the Bag }
 To a packing Case of sent }
 Leather Stamp }

at Case Double Lind & pockets & } 26.10.6
 and red moroca - - - - - } 2.2.0
 Long Coat Straps inch wide 0.4.0
 fastening the pannels - - - - - 0.2.0
 covers & stuffing & mending a Saddle 0.5.0
 all places & mending a furniture Liver } 0.4.6
 new Black fur & repairs - - - - - }
 fronts to Bridles very Broad 0.3.0
 of a saddle & mending the pannels - 0.2.0
 2 Saddles & mending a stirrup leather & pack reins 0.3.6
 ture Caps pieced with new fur - - - 0.5.0
 with jointed Brags plates Engraved 0.7.0
 collar with new Leather - - - - - 0.2.0
 collar reins with Buckles & Billets 0.5.0
 Girth of two pairs of Stirrup leathers 0.3.0
 fronts to 3 Bridles - - - - - 0.4.6
 Coat Case Double Lind & pockets } 1.1.0
 two new Girth Straps & lying in the pannels 0.2.0
 of a Saddle - - - - - 0.1.0
 horse Survingles 2 new hooks & 3 Straps } 0.10.6
 much - - - - - }
 reins of a watering Bridle - - - - - 0.4.6
 rein of a scarlet Ribbon front to a bridle 0.2.6
 over to measure horses - - - - - 0.10.6
 Saddles under quilted hog skin Sticks Silver } 10.10.0
 - - - - - }
 silver plated point Loops - - - - - 0.10.0
 Leather martingales with silver plated }
 neck Straps with four whole silver plated } 4.4.0
 silver heart Ornaments with Crests & }
 Leather fine white web martingales } 3.3.0
 plated Buckles - - - - - }
 bridles Bits & Bradoons fine Black }
 silver plated buckles & 60 Solid Silver } 31.10.0
 & 60 Crests & motto Engraved 24 }
 Car Over } 83.12.0

Bro^t Over } 83.12.0
 To six Broad Scarlet Ribbon fronts - - - - - 0.9.0
 To a very Large packing Case & sent to Windsor - 0.7.6
 To mending a furniture Bridle the silver Loops & Doring } 1.5.6
 repairs - - - - - }
 To a Scarlet Silk rein to a Bradoon Bridle - - - - 0.10.6
 To two half Cover machines with leers for a Boy to ride } 1.12.0
 & four polished rings & 2 Leather Survingle soled on }
 To two pairs of Stirrup leathers with polished Buckles - 0.7.0
 To taking up the forepart of a Saddle & mending new } 0.7.6
 Leather & Stuffing the pannels - - - - - }
 To two Loops to a Saddle & a Coat pad with Buckles & straps 0.4.6
 To new piecing with Black fur two holster Caps & two } 0.3.6
 Silk strings to two Saddle Cloth - - - - - }
 15 To Stuffing & mending a Saddle with new Leather & mending } 0.5.0
 2 Stirrup leathers - - - - - }
 To mending holster Caps with fur & mending a Crupper - - - 0.3.0
 16 To mending 3 Double Girths & two Cruppers - - - - 0.4.6
 To a journey to Windsor - - - - - 0.10.6
 To a Best welled hunting Saddle under quilted hog skin } 5.5.0
 Sticks Silver &c as usual - - - - - }
 To a pair of Silver plated point Loops - - - - - 0.5.0
 To a packing Case & sent to Windsor - - - - - 0.5.0
 24 To mending two Saddle horse Collars very much - - - 0.4.0
 To mending 3 footmens Saddles & a furniture half Cover - 0.4.0
 26 To mending a Saddle & new Leathering part of the pannels 0.3.6
 To two punches for Bridles & Stirrup leathers of a Lead piece 0.5.0
 To 12 Very fine white wide Serge fillet Cloth Bound & } 12.12.0
 flat Edge Scarlet Cloth Sticks Silk & Loops & strings }
 To 12 Best Spring web Scarlet Striped 3 Strap Poling } 9.12.0
 neatly made red moroca Bound & sticks with polished }
 Double color Buckles inch wide of Scarlet ingrain pad }
 To a pair of Large Saddle Bags with Double Ends - 1.7.0
 To a Lock for the Bags of Brags & with a Guard 0.7.6
 To a packing Case & sent to Windsor - - - - - 0.6.0
 Lead Stamp - - - - - 0.0.4
 Ex. ad } 120.12.0
 accom. }

Nov^r 28th 1703 -

Rec^d by the hands of M^{rs} Montagu, Clerk of the Stables
to His Royal Highness Prince of Wales the contents
in full

J. Vaughan

£120.12.-

The Royal Highness
The Prince of Wales
J. Vaughan & J. Mordaunt
2 fac 100
£120.12.-
2 July
August
September
1703

1703 His Royal Highness Prince of Wales
to James Showell D^r

- July 10 To a neat moulded thong Whip with 3 silver garnishes & feathers neatly Engraved £ 10 0
- 15 To a Ditto with silver garnishes & feathers Engraved Q^r 10 0
- Aug^r 11 To 2 silver Capt thong Whips & feathers Engraved 4 10 0
- 27 To a new Postillion thong & Whip bound with wire C^r 1 6
- 30 To a Plated hammer Capt Hunting whip feathers & name Engraved for W^m Olney Groom } 1 5 6
- To a Best moulded handle Jokey Whip silver plate C^r 9 0
- To a Cap to a Crop & silk lash to a thong C^r 2 0
- Sep^r 3 To a Lash & Eye to a Strate Whip C^r 0 0
- 22 To a Postillion thong & silk Lash C^r 1 0

£ 5 5 8

Nov^r 28 1703 -

Rec^d by the hands of M^r Montagu, Clerk
of the Tables to His Royal Highness Prince
of Wales, the Contents in full
by me J Showell

£ 5 5 0



Faint, illegible handwriting at the top of the page.

Faint, illegible handwriting in the upper middle section.

Faint, illegible handwriting in the middle section.

Faint, illegible handwriting in the lower middle section.

Faint, illegible handwriting in the lower section.

Faint, illegible handwriting in the lower section.

Faint, illegible handwriting in the lower section.

Faint, illegible handwriting in the lower section.


Faint, illegible handwriting in the lower section.

Faint, illegible handwriting in the lower section.

Faint, illegible handwriting in the lower section.



8.1.1.1





[Faint, illegible handwriting at the top of the right page.]

[Faint, illegible handwriting in the upper middle section of the right page.]

[Faint, illegible handwriting in the middle section of the right page.]

[Faint, illegible handwriting in the lower middle section of the right page.]

[Faint, illegible handwriting in the lower section of the right page.]

[Faint, illegible handwriting in the lower section of the right page.]

[Faint, illegible handwriting in the lower section of the right page.]

[Faint, illegible handwriting in the lower section of the right page.]

[Faint, illegible handwriting in the lower section of the right page.]



His Royal Highness
Prince of Wales
John Russell
Whitcomb's

£ 5..5..8

July 1 }
Aug 9 } 1783
Sept 10 }

1783

His Royal Highness Prince of Wales
to J. Showell Dr



1784

- Jan^y 14 To a six plat pancehorse thong ----- 1 6
- To a keeper & a ----- D^o P ----- 2 6
- Feb^y 13 To a neat moulded handle crop & thong with 3 strong silver
garnishes & feathers neatly lapped by order of His Highness ----- 4 6
- 25 To repairing a Bone top & binding with silver wire ----- 2 6
- To a Holly pancehorse Whip ----- 2 6
- Mar^{ch} 17 To a postillion thong & Lash ----- 1 6
- Apr^{il} 5 To a neat Hammer Capt Hunting Whip feathers neatly
engraved for W^m Olney Groom ----- 1 6
- To a new Shagreen handle to post Whip & thong & lash ----- 3 6
- May 8th To a silver keeper to a Crop & pancehorse thong ----- 2 6
- 20 To a pancehorse thong ----- 1 6
- June 2^d To a postillion thong to a Whip ----- 1 6

£ 3 4 6

Jan. 12 1785

Rec^d by the hands of J. Montagu, -----

Stamp ----- 2

Ch^{ief} of the Stables to His Royal Highness

£ 3 4 6

Prince of Wales, the contents in full

£ 3 4 6
Account

£ 3 4 6

J. Showell



His Royal Highness
Prince of Wales of
James Stewart Shipman

L3.A.6

MS.A.1.784

1704

Apr. 2

25639/9

His Royal Highness

The Prince of Wales

Lth Jth

To Vaughan & Pollock

- To mending a Bridle & Broad Scarlet Ribbon front - - 0.2.6
- To a collar rein with Buckle & Billet - - 0.2.6
- 7 To Stuffing & mending a Saddle & mending a roller - - 0.3.0
- 10 To four Broad Scarlet Ribbon fronts to 4 bridles & mending one 0.7.0
- 11 To mending a Bridle & a Broad Scarlet Ribbon front - 0.3.0
- Saddle harness To mending four tack reins very much new Leather & one new middle two new Billets & mending 2 Collor reins } 0.6.0
- To mending a Coach Collor very much new Leather & piecing the head 0.2.0
- To mending 3 Leading reins two new Buckles & billets &c - 0.3.0
- To mending 3 Coach horse rollers with 3 new Straps & buckles & new Laps 0.3.0
- 12 To mending 10 Coach Collor reins with 8 new buckles & Billets & new Leather 0.7.0
- To mending a Saddle & a new Girth Strap - - - 0.2.0
- 14 To new Double Black heads & reins to a B. & A. of bradoon Bridle made up with six whole silver plated Buckles & 10 solid silver heart Ornaments with Crests & motto: Engraved 4 of them very Large } 5.5.0
- To a Broad Scarlet ribbon front - - - 0.1.6
- 21 To 12 Strong Coach Collor reins with Buckles & Billets - - 1.10.0
- girths To two Large Sponges - - - 0.9.0
- 23 To mending 3 Coach Sursingles 3 new Straps & 2 Buckles & other repairs 0.3.0
- To 3 new Chaperons a Girth & two winter Straps to a watering Bridle & mending 0.3.0
- 26 To a Best jockey Belt with polished buckle for H. R. H. own use 0.3.0
- 27 To 4 Broad Scarlet Ribbon fronts to 4 Bridles & mending one Bridle 0.7.0
- 28 To mending a waterdeck & a Scarlet Ribbon front to a Bridle 0.2.6
- 29 To mending a Bridle & 3 Collor reins & a Roller & Stirrup leather 0.6.6
- May 10 To two Best welted hogskin Saddles for harness with very long silver plated nails with 8 Crests & motto: Engraved & two pairs of Strong Stirrup leathers & two Double Leather Girths the pannels Edge Sup: fine white Cloth } 7.7.0
- To two Blue Cloth Saddle Cloths for the Saddles trim'd with Silks Lace & Lind Justinian } 2.2.0
- 11 To mending two Bridles & one Scarlet Ribbon front - 0.3.6
- To 3 pairs of Best Sticks Stirrup leathers with Double roller buckles } 0.15.0
- 12

Lard Over

£ 20.19.0

1784

Brought Over

£ 20. 19. 0

May 14 To two Scarlet Ribbon fronts to two Bridles - - - 0. 3. 0
 To Stuffing & altering the pannels of four Saddles - - - 0. 4. 0
 To four Silver plated Loop nails to two Saddles for furniture - - - 0. 7. 0
 To two Black Cruppers with two Crupper Loops to two Saddles - - - 0. 7. 0
 To a pair of Scarlet Striped Girths with roller Buckles - - - 0. 5. 0
 To a Scarlet Ribbon front to a Bridle of a pair of Large Rows - - - 0. 12. 0
 To a Broad Leather front of fronted Scarlet Ribbon to a Bridle - - - 0. 2. 6
 To a Long Black Leather Leading rein with Buckles & Billed - - - 0. 3. 6
 To a pair of Stirrup leathers to a position Saddle - - - 0. 3. 6
 To a fine Black furniture head & rein to a Bridle - - - 0. 7. 6
 To a new head & rein to a Bradoon with a front - - - 0. 3. 0
 To a Scarlet Ribbon front of Large Rows - - - 0. 12. 0
 To two Leather Dog Collars with Brass plates Engraved - - - 0. 7. 0
 To five yards of polished Chain with two polished Swivels & rings - - - 0. 7. 6
 To mending two Surcingle furniture holsters - - - 0. 2. 0
 To six yards of Toweling of two for plate - - - 0. 11. 0
 To two Shammy Skins for plate of four water Brushes - - - 0. 11. 0
 To six Large Sponges of two hair Rubbers - - - 1. 14. 0
 To six Curry Combs of Brushes of four mane Combs of Sponges - - - 1. 5. 0
 To four Oil Brushes of two Oil Kettles - - - 0. 9. 0
 To one Set of Shoe Brushes of two mahogany Cloth Brushes - - - 0. 9. 0
 To entire new Stuffing a Saddle pannels of a pair of Breastplate buckles - - - 0. 3. 6
 To four pairs of Best Spring Girths with Double roller Buckles - - - 1. 0. 0
 To four pairs of Sticked Stirrup leathers with Double roller Buckles - - - 1. 0. 0
 To new making a Bridle fine Black moroca head & rein of }
 Broad front of noseband Sticked Silver the first furniture Bridle } 2. 12. 6
 To cleaning repairing & gilding all the Silver work of the }
 first furniture Bridle & putting on Do. with Scarlet velvet } 4. 14. 6
 under the feathers
 To a fine Black moroca Crupper Sticked Silver with Silver work }
 on Do. of two new Black moroca Straps to the Breastplate } 1. 1. 0
 Sticked Silver
 To new making a Bridle red moroca head & rein Sticked }
 Silver for the Turkey Bridle } 2. 12. 6
 To cleaning repairing & gilding the Silver work for Do. - - - 4. 14. 6
 To a fine red moroca Breastplate of Crupper & Silver work - - - 1. 11. 6
 To two fine white Bradoon reins - - - 0. 10. 0

Brought Over

£ 50. 4. 6

Miss Stables
By Order of
Mr. Montagu

1784

Brought Over

May 14 To a fine Black Leather head & rein to a Bridle - - -
 To new water gilding a Coach Saddle - - -
 To a new Leather for a Turkey Bridle Breastplate of Crupper - - -
 To new Leather for a Turkey Bridle - - -
 To a new white Bradoon - - -
 To 3 pairs of Scarlet Ribbon - - -
 To two new Blue Garter - - -
 first Reviewing furniture - - -
 To a new Black Leather Leading rein - - -
 To Attending His Royal Highness the Duke of
 Ashford Common - - -
 24 To washing Bradoon heads - - -
 To Stuffing & mending a Saddle - - -
 26 To a pair of white Spring Girths - - -
 To mounting a Bridle Bitt - - -
 To whole Silver plated buckles of a pair of Large Rows - - -
 To a Broad Scarlet Ribbon - - -
 To Attend the Review - - -
 28 To mending a Coach Saddle - - -
 To a Broad Rib Biting Stirrup - - -
 To two Strong Saddle horse Collars - - -
 Leather reins with Buckles - - -
 To two Scarlet Cloth fronts - - -
 To two very Broad neck Straps - - -
 To mending 3 watering Bridles - - -
 To mending 2 Coach Surcingle - - -
 To a pair of Best Sticked Stirrup leathers - - -
 29 To 3 broad Scarlet Ribbon - - -
 To Attend the Review at - - -
 To mending a Livery Saddle - - -
 June 4 To a new Silver plated Saddle - - -
 To two Leather Dog Collars with - - -
 10 To mending six Saddles of a new - - -
 To a Broad Scarlet Ribbon front - - -
 Car

Over £ 20.19.0 1784
 To iron fronts to two Bridles - - - 0.3.0
 To gild the pannels of four Saddles - 0.4.0
 Loop nails to two Saddles for furniture 0.7.0
 with two Crupper Loops to two Saddles 0.7.0
 To girths with roller Buckles - 0.5.0
 To a Bridle of a pair of Large Rows 0.12.0
 To scarlet Ribbon to a Bridle 0.2.6
 To leading reins with Buckles & Billets 0.3.6
 To a postilion Saddle - - - 0.3.6
 To a head of rein to a Bridle - - - 0.7.6
 To a Bradoon with a front - - - 0.3.0
 To a pair of Large Rows - - - 0.12.0
 To brass plates Engraved - - - 0.7.0
 To chain with two polished Swivels & rings - 0.7.6
 To furniture holsters - - - 0.2.0
 To a pair of plates - - - 0.11.0
 To a pair of four water Brushes - 0.11.0
 To two hair Rubbers - - - 1.14.0
 To Brushes of four mane Combs & Sponges 1.5.0
 To two Oil Kettles - - - 0.9.0
 To two mahogany Cloth Brushes - 0.9.0
 To a pair of Breastplate buckles 0.3.6
 To spring Girths with Double roller Buckles 1.0.0
 To triple leathers with Double roller Buckles 1.0.0
 To a fine Black moroca head of rein & Michd Silver the first furniture Bridle } 2.12.6
 To gilding all the silver work of the }
 & putting on Do with scarlet velvet } 4.14.6
 To a Crupper Michd Silver with silver work }
 To a black moroca Strap to the Breastplate } 1.1.0
 To a red moroca head of rein Michd }
 To a Bridle - - - } 2.12.6
 To gilding the silver work for Do - 4.14.6
 To a Breastplate of Crupper & silver work 1.11.6
 To a Bradoon reins - - - 0.10.0
 Over £ 50.4.6

Pro Over 25639/9 £ 50.4.6
 May 14 To a fine Black Leather head of rein for a Turkey Bridle 0.10.6
 To new water gilding a complete Turkey furniture for a }
 Bridle Breastplate of Crupper & putting on Ditto - } 4.14.6
 To new Leather for a Turkey Breastplate of Crupper - - - 0.7.6
 To a new white Bradoon head of rein - - - 0.7.6
 To 3 pairs of Scarlet Ribbon Large Rows - 1.11.6
 To two new Blue Garters of gilt motto for the }
 first Reviewing furniture Enamel the Stars Behind } 5.5.0
 To a new Black Leather leading rein with Buckles & Billets 0.3.6
 To attending His Royal Highness The Prince of Wales at }
 Ashford Common - - - } 0.10.6
 24 To washing Bradoon heads of reins & soeing on - - - 0.2.0
 To stuffing & mending a Saddle & mending a Roller - - - 0.3.0
 26 To a pair of white Spring Girths with Roller Buckles - 0.5.0
 To mounting a Bridle Bit & Bradoon Carters head with six }
 whole silver plated buckles & 2 solid silver ornaments 2 Large } 1.16.0
 To a Broad Scarlet Ribbon front - - - 0.1.6
 To attend the Review Blackheath - - - 0.10.6
 28 To mending a Coach Harness 3 new Straps & mending a Girth 0.3.0
 To a Broad Rib Biting Strap Lind of Staff - - - 0.4.6
 To two Strong Saddle horse Collars with throats & fronts of Double }
 Leather reins with Buckles & Billets - - - } 1.1.0
 To two Scarlet Cloth fronts - - - 0.2.0
 To two very Broad neck Straps & 2 Collar reins with buckles & Billets 0.12.0
 To mending 3 watering Bridles 3 new buckles & Billets & new handle 0.5.0
 To mending 2 Coach Harnesses new hooks & Strap & a Collar rein 0.3.6
 To a pair of Best Michd Straps leathers with roller Buckles - 0.5.0
 29 To 3 broad Scarlet Ribbon fronts to 3 Bridles - - - 0.4.6
 To attend the Review at Ashford Common - - - 0.10.6
 To mending a Livery Saddle Iron plate Before & repairs - 0.7.6
 June 4 To a new silver plated Buff nail in a Saddle & mending a furniture 0.4.6
 To two Leather Dog Collars with plates Engraved & mending a pair of Girths 0.0.0
 10 To mending six Saddles & a new Tand head of rein to a Snaffle bridle 0.10.6
 To a Broad Scarlet Ribbon front & mending a horse that very much 0.5.0
 Over £ 71.19.6

1784

Brot Over

£ 71.19.6

- June 12 To four thick Girth Straps to a furniture saddle & tying the pannels 0.3.0
- To two Blue Cloth postilion Saddle Cloths trimmed with Silk Lace & Lined with Linnen 2.2.0
- To a white rein to a furniture Bridle & mending two snaffle Bridles 0.7.0
- To a mane Comb & Sponge & mending a Saddle horse Collar - 0.2.0
- 14 To 4 pairs of Large Scarlet Ribbon Rows for a Review - 2.2.0
- To 3 Broad Scarlet Ribbon fronts to 3 Bridles - - - 0.4.6
- To attending the Review at ashford - - - - - 0.10.6
- To a Kersey Check hood Edge Scarlet Cloth thick Silk & } 1.5.0
- Edge Bound a Little shorter than Common - - - - - }
- 17 To mending a Saddle with Iron plate in the forepart & other repairs 0.7.6
- 19 To 5 scarlet Ribbon fronts to 5 Bridles very Broad 0.7.6
- To mending a Saddle horse Collar new Leather & two Body Rollers very much 0.4.6
- To a new Silver heart Ornament to a Bridle & mending another bridle 0.5.0
- To a Strong Double thick Black Leather Collar for a Bear & Strong Buckle 0.12.0
- 23 To mounting a Bridle Black head & rein with six Silver plated
- Buckles & six Solid Silver heart Ornaments with Crests & } 3.13.6
- mottos Engraved 2 of them very Large - - - - - }
- To a Broad Scarlet Ribbon front - - - - - 0.1.6
- To ten Large white Sacking Sheets for Coach horses with breast
- & Embroidered Crowns & buckles & straps Compleat - - - - - 9.10.0
- To ten Coach horse Surcingles with pads & hooks Compleat - - - 2.5.0
- To ten Coach horse Rugs Bound Scarlet ingrain - - - - - 5.5.0
- To ten watering Bridles with blinkers very Strong - - - - - 5.5.0
- To ten Strong Coach Collars with Double Leather reins with buckles & billets 5.5.0
- To ten pairs of Logs - - - - - - - - - 0.10.0
- To ten very Strong hempen halters with round heads - - - - - 0.15.0
- To ten red Swanskin fillet Cloth Bound Blue - - - - - 3.5.0
- To five Broad Ribbon fronts margarine Blue to 5 Bridles 0.7.6
- To mending a Bridle of two scarlet fronts to 2 Collars - - - - - 0.3.0
- To a pair of Best white Spring Girths with Double roller Buckles 0.5.0
- To two fine white Serge fillet Cloth Bound & Bordered Scarlet Cloth
- thick Silk & Laps & Strings Compleat - - - - - } 2.2.0
- To mending 3 Collars very much & 3 new billets & 4 new Buckles - 0.5.0
- To mending a Double Girth seeing the Lining & Buckle 0.1.0
- To a Best Exercise Saddle Double Stirrups & thick Stirrup leathers
- & thick Girth Straps & Scarlet Striped Girths with Double
- roller Buckles the pannels Edge Leather & with Silver plated
- nails with Crests & motto's Engraved - - - - - } 3.3.0

£ 122.13.6

1784

- June 23 To mounting a Saddle
- To a Scarlet Ribbon
- To a Blue & yellow
- Scarlet Cloth thick
- & Crown - - - - -
- To a Sheet Ditto
- To a Breast D.
- To a jockey Saddle
- To a hood Do - - -
- To a white Swanskin
- To a four Strap Saddle
- ingrain pad - - - -
- To 3 1/2 yards of
- To two Rubbers
- To a Best horse Saddle
- To a Scarlet Cloth
- To a Rack rein with
- To two Muzzles or
- To a Best Comb &
- To Sand heads & reins
- To two Scarlet Ribbons
- To two Check reins one
- To two Blue & yellow
- Scarlet Cloth thick
- To two Breasts D.
- To two jockey Saddle
- To two hood Do
- To two fine white
- To two Scarlet Strips
- with roller Buckles
- To four Large Rubbers
- To a Scarlet Ribbon
- To repairing a Saddle
- Stuffing the pannels

Jan 12 1785 -
 Recd by the hands of
 Stables to His Royal
 Highness the Countess

72
 To mounting a snaffle Bridle with two whole silver plated buckles 0.7.6
 To a Scarlet Ribbon front 0.1.0
 To a Blue & yellow Check Kersey 2" (cloth Bound & Bordered) 2.2.0
 Scarlet (cloth stick silk & with Embroidered Letters Crest of Crown 2.2.0
 To a sheet Ditto with Embroidered Letters Crest of Crown 2.2.0
 To a Breast Ditto 0.10.6
 To a jockey saddle (cloth with flaps &c) 0.12.0
 To a hood Do 1.11.6
 To a white Swan skin fillet (cloth Bound & Bordered) Do 0.10.0
 To a four Strap Scarlet Striped Roller made up red moroca & Scarlet in grain pad 0.16.0
 To 3 1/2 yards of white Swan skin for a Breast sweater 0.17.6
 To two Rubbers one woollen & one Linnen 0.7.0
 To a Best horse collar with Double reins with roller buckles 0.12.0
 To a Scarlet cloth front 0.1.0
 To a Rack rein with roller Buckles 0.2.6
 To two Muzzles one Close & one Drooping Do silver plated buck 1.1.0
 To a Best Comb & Brush & Comb & sponge & a Large sponge 0.9.6
 To Sand heads & reins to two Race snaffles with four whole plated buckles 0.15.0
 To two Scarlet Ribbon fronts 0.2.0
 To two Check reins one Leather & one Cord with four silver plated buckles 0.14.0
 To two Blue & yellow Kersey hunting horse sheets Bound & Bordered 3.16.0
 Scarlet (cloth stick silk & Laps & strings 1.1.0
 To two Breasts Do 1.4.0
 To two jockey saddle (cloth) Do 3.3.0
 To two hoods Do 2.2.0
 To two fine white Serge fillet (cloth Bound & Bordered) Do 1.12.0
 To two Scarlet Striped 3 Strap Rollers made up red moroca & with roller Buckles & Scarlet in grain pads 0.14.0
 To four Large Rubbers two woollen & two Linnen 0.7.0
 To a Scarlet Ribbon front to a Bridle 0.7.6
 To repairing a saddle new plating the tree in the forepart & stuffing the pannels 0.7.6
 To 4 new Buckles 0.5.0
 To lining the Lining of Buckle 0.1.0
 To Skirts of stick Strung leather 3.3.0
 To 4 Girths with Double leather & with silver plated 3.3.0
 £ 122.13.6

1704
 1704
 June 23
 £ 122.13.6
 Bro't Over
 £ 122.13.6
 June 23
 To mounting a snaffle Bridle with two whole silver plated buckles 0.7.6
 To a Scarlet Ribbon front 0.1.0
 To a Blue & yellow Check Kersey 2" (cloth Bound & Bordered) 2.2.0
 Scarlet (cloth stick silk & with Embroidered Letters Crest of Crown 2.2.0
 To a sheet Ditto with Embroidered Letters Crest of Crown 2.2.0
 To a Breast Ditto 0.10.6
 To a jockey saddle (cloth with flaps &c) 0.12.0
 To a hood Do 1.11.6
 To a white Swan skin fillet (cloth Bound & Bordered) Do 0.10.0
 To a four Strap Scarlet Striped Roller made up red moroca & Scarlet in grain pad 0.16.0
 To 3 1/2 yards of white Swan skin for a Breast sweater 0.17.6
 To two Rubbers one woollen & one Linnen 0.7.0
 To a Best horse collar with Double reins with roller buckles 0.12.0
 To a Scarlet cloth front 0.1.0
 To a Rack rein with roller Buckles 0.2.6
 To two Muzzles one Close & one Drooping Do silver plated buck 1.1.0
 To a Best Comb & Brush & Comb & sponge & a Large sponge 0.9.6
 To Sand heads & reins to two Race snaffles with four whole plated buckles 0.15.0
 To two Scarlet Ribbon fronts 0.2.0
 To two Check reins one Leather & one Cord with four silver plated buckles 0.14.0
 To two Blue & yellow Kersey hunting horse sheets Bound & Bordered 3.16.0
 Scarlet (cloth stick silk & Laps & strings 1.1.0
 To two Breasts Do 1.4.0
 To two jockey saddle (cloth) Do 3.3.0
 To two hoods Do 2.2.0
 To two fine white Serge fillet (cloth Bound & Bordered) Do 1.12.0
 To two Scarlet Striped 3 Strap Rollers made up red moroca & with roller Buckles & Scarlet in grain pads 0.14.0
 To four Large Rubbers two woollen & two Linnen 0.7.0
 To a Scarlet Ribbon front to a Bridle 0.7.6
 To repairing a saddle new plating the tree in the forepart & stuffing the pannels 0.7.6
 Jan 12. 1785
 Recd by the hands of J. Montagu, Esq of the
 Paymaster His Royal Highness Prince of Wales
 £ 150.16.0
 The contents in full of L. Vaughan

His Royal Highness

The Prince of Wales

St Vaughan & Belcher

London

£ 150. 16. 0

April

May

June

1784

1784

His Royal Highness the Prince of Wales.

To Will^m Caslake Coach Wheelwright.

- 1704
- Feb^y 7 For a Shroop & putting on & Painting D^o for the Landau. 3^l 6^s
- 12 For taking off a hoop Tyre & new pricing it & fixing on & nails for the Landau 10^l 6^s
- 20 For a Set of Wheels for 14 & 12 with hoop Tyre for Colonel Lake's Post Chaise 0^l 0^s
- 23 For a Set of Wheels 14 & 12 with hoop Tyre for the Visaver 9^l 9^s
- 26 For 2 Felley & 3 Spokes & setting on pricing a hoop Tyre a hoop Tyre & coupling a hoop for the Landau 4^l 4^s
- March 6 For taking off a hoop Tyre & setting & pricing on with nails for the Landau 10^l 6^s
- 12 For a Set of Wheels 14 & 12 with hoop Tyre for the Phaeton 0^l 0^s
- April 9 For a Set of Wheels 14 & 12 with hoop Tyre for the Princes own Post Coach 9^l 9^s
- 20 For a Strake & setting on 3 Strakes & fastening 14 Ends & nails for Caravan 16^l 6^s
- 21 For 2 Spokes & 2 Felleys & taking off 2 hoop Tyres & putting them on with nails & coupling for the Pages Post Chaise 4^l 7^s
- 26 For making out 2 Long Boxes & fitting D^o & putting in 2 Long Boxes for the night Coach 11^l 4^s
- For taking off a hoop Tyre & for a spoke & a Felley & setting & pricing the hoop Tyre & putting on with nails & coupling for the Night Coach 1^l 3^s
- 30 For a Set of Wheels 16 & 14 with hoop Tyre for the Red Phaeton 9^l 9^s
- May 22 For taking off a hoop Tyre & for a Felley & pricing & setting & putting on with nails for the night Coach 1^l 3^s
- June 0 For a Shroop & putting on & Painting for the night Coach 3^l 6^s
- 11 For a Post hoop & putting on for Colonel Lake's Post Chaise 2^l 6^s
- 21 For a Set of Wheels 14 & 12 with hoop Tyre for the Red Post Coach 9^l 9^s
- For a Set of Long Wrought Pipe Boxes for the Red Post Coach 1^l 11^s
- 23 For a Set of Wheels 14 & 12 with hoop Tyre for the Night Coach 9^l 9^s
- For a Set of Long Wrought Pipe Boxes for the Night Coach 1^l 11^s
- July 21 For a Set of Wheels 14 & 12 with hoop Tyre for the Princes own Post Chaise 0^l 0^s
- For a Set of Long Wrought Pipe Boxes & 2 Washers for the Post Chaise 1^l 11^s
- Aug^t 3 For making out a Set of Boxes & fitting them & putting in for Visaver 1^l 0^s
- 23 For a Set of Wheels 14 & 12 with hoop Tyre for Princes own Post Chaise 9^l 9^s

Carri Over

£ 95^l 10^s

1704

Brook Farm

L. S. D.
95. 11. 11

Oct. 10 For taking off a hoop Tyre & for 2 Spokes & Shetting the hoop Tyre
& putting on with nails & Couling for the Visarvis 2 11 12 0

1. 1 For a Spoke & taking off a hoop Tyre & putting on with nails & Couling
for the Red Chaston 10 11 10

Nov. 11 For a Set of Wheels 11 & 12 with hoop Tyre for Traveling Coach 9 11 9 11 11
For setting the Boxes for the Traveling Coach 11 9 11 11

5 For Fastening a Long Box at Both ends for Colonel Laker Post Chaise 11 11 2 11 11

12 For a Set of Wheels 11 & 12 with hoop Tyre for Colonel Laker Post Chaise Or Or 11 11 11 11
For a Set of Long wrought pipe Boxes for Colonel Laker Post Chaise 11 11 11 11

15 For Carving one of the Fine Wheels for the Sundrum 11 11 11 11

Dec. 20 For taking off a hoop Tyre & for a Dole & Shetting & Lincing &
putting on with nails for the Chariot 2 11 10 11 11

£ 116 12 10

Feb. 7. 1705

Recd. by the hands of J. Montagu Ch. of the Stables to
H. H. H. Prince of Wales, the Contents

J. Elizabeth Paslake

£ 116. 12. 10

F. 1000
 & Shetting the hoofs Tyce
 Le Vivier
 Shetting on with nails & caulcing
 Hoofe Tyce for Travelling Coach
 Coach
 for Colonel Laker Post Chaise
 Tyce for Colonel Laker Post Chaise
 for Colonel Laker Post Chaise
 the Sundum
 Dole & Shetting & Lincing &
 L. 116. 12. 10

M. 1000
 the Contents
 Elizabeth Caslake

His Grace the Duke of
Devonshire -

William Cavendish

Wharfedale

From Feb. 24. 1784 to Dec. 20. 1780

Feb. 12. 10

1784

His Royal Highness The Prince of Wales

Wm. of Warr. Barrett Laceman

1784 - 11

April 20th 30 yds Broad rich Golds Swoy Lace }
For a Seat Cloth } w. 27.10. - at 9/6. 13.1.3

19 yds fine scarlet in grain & blue French Crapes silk
Fringe turn'd with 210 Very rich Golds Olive Tossels
19 yds rich Golds Chain to Cover the Head of the
Fringe 18 yds 1/4 Broad very rich Golds Castizane
Triming to go at the Top of the fringe enrich with
452 Golds Millery Roses with Plate Buttons for the
Seat Cloth of the Vis a Vis Sandau.

73.10

4 yds 3/4 Very rich Golds Seam of Lace w. 10.16. - at 9/6. 5.2.7

2 oz Golds co^l Bellandine silk - - - - - at 3/6. 0.10.

Dukin 1/2 oz scarlet in grain D^o - - - - - at 3/6. 0.1.9

6 Set fine scarlet blue & Buff Broad French work
Footmens Holders turn'd with fine Gold Col^l
silk Tossels

1.19.

1/2 Very Broad fine white Thread Reins with
French Edges of fine Braiding Reins D^o with
Large Tossels with a f^o Head Stalls to D^o

4.1.

3/4 yds fine white Reim work for Loops for the
Leather Straps

1/2 fine white Large Horse Taps - - - - - 1.4.

2 f^o fine Large Car Roses with Large Taps D^o - - - - - 1.12.

Varaghan Finerich silver Tambour Thread w. 4. - - - - - at 8/1. 12.

Car Cover - - - - - £ 102.9.7

Brought Over £ 102.. 9.. 7

Vaughan { A Large Steam rich Gold Bullion Toppet for the
Best Bridles } 3.. 17.. 6
10 Smaller D^o & 2 yds rich Golds Cord for D^o

1784

June 22 14 yds Broad rich Gold Swomy Lace w^h. 15.. 2.. at 9/6 7.. 3.. 5 1/2
14 yds Narrow D^o w^h. 8.. 3.. 12 at 9/6 3.. 17.. 8
4 yds 1/2 rich Gold Seaming Lace w^h. 10.. at 9/6 4.. 15
1 oz Gold Co^d Belladine Silks at 3/6 0.. 3..
1/2 oz Scarlet in Grain D^o at 3/6 0.. 1.. 9
18 yds 1/2 fine scarlet in Grain & Blue French Crapes
Silk Fringe trim'd with 207 Very rich Gold Olive
Toppets & 14 yds Very rich Gold Open Chain Laces
with Plates to go at the Top of the Bottom Row
of the Fringe for a Seat Cloth for the Sandau
A Set fine scarlet & Blue Broad Footmen's Holders 1.. 15..

£ 190.. 12.. 11 1/2

Jan^{ry} 12.. 1785

Rec^d by the hands of J. Montagu Esq^r of
the Stables to His Royal Highness, Prince
of Wales, the contents in full
£ Pry: Barrett

Ex^{tra} account

£ 190.. 12.. 11 1/2

£ 102. 9. 7

Bullion To sell for the

3. 17. 6

Gold Coins for D^o

Very Saver w^h 15. 2. at 9/6 7. 3. 5 1/2

w^h 8. 3. 12 at 9/6 3. 17. 8

Saver w^h 10. at 9/6 4. 15

Milk at 3/6 0. 3.

at 3/6 0. 1. 9

Green & Blue French Crapes

207 Very rich Gold Olive

Gold Open Chain Saver

66. 10

Top of the Bottom Row

Cloth for the Sandals

Broad Footmen's Holders 1. 15

£ 190. 12. 11 1/2

Montague, Ch. of

de Highness, Prince

Ex^{tra} Account

in Full

£ Bro: Barrett

This Paper signed
On behalf of Mr. T. -

Thomas L. Jackson

£190..12..11½

April }
May } 1904
June }

can

1984

His Royal Highness Prince of Wales

25699 / 12.

To John Wright D

1783

Dec 31 To taking off the Salisbury Woot and fixing on the flat Woot Sage's Coach " 2

1784

Jan 1 To a new kind Standard board and plated at bottom with Iron eight Coats 1 -

To fastening the Irons of the Salisbury Woot & securing up the Woots of the Carriage Do " 2.6

To 6 lb of wax candles " 19.6

16 To a new Vis a Vis neatly Carved, painted white with Arms Coronets and large Mouldings on the Doors, plated inside deep round the panels and leather, plated Glazes & sharp joints, lined with superfine mixed Cloth trimmed with orange silk lace, faces of the seats gathered & trimmed with silk fringe, plate Glazes and Venetian blinds, waistcoat trunk under the seats with flaps to join in the middle occasion ally and a cushion, double Steps and a Carpet in the bottom, a pouch in the back and a square Glaze in a plated frame, hung on a Crane neck Carriage with Iron axletrees veried at the ends, wro! Boxes and his op tire wheels, Steel Springs, a platform and wing Irons covered with leather and a leather Cover to the fore part and the same to the hind part, a large Salisbury Woot & Coach Woot to take off, a gathered Seat Cloth, trimmed with your own lace and Velvet, the Carriage & wheels painted Orange, mouldings of the Cranes, edges of the Springs and Iron work white 200 "

To a large leather Trunk, Straps &c to the fore part 3 10

To a set of inside Straps and Laths to D " 8

To a large leather Trunk to the hind part straps &c 3. 10

To a set of inside Straps and Laths " 8

To 4 with and leather Squabs to the sides and one to the back } 4. 4

To a Mat to the Roof " 10. 6

To a drag Chair covered with Leather " 13

To a pair of Lamps with silver Reflector and Convex Glazes } 4 "

Carried over £ 219 7. 6

Jan 16 To a dashing frame covered with leather - vis a vis 3 10
 19 To 2 new brass sockets to the crown pieces, 2 new silver sockets to the topplings, 2 new silver staples & pins } " 8 6
 To taking off the Budget and fixing on the Coach } " 2
 24 To a new pair of french pale presses } " 1
 28 To a new Shank to a Coronet and a new brose to the top } " 5
 To 4 new leather straps to the corners of the Seat cloth } " 4
 & 4 leather chaps and buckles } " 4
 To a new Spindle and a new escutcheon to a Lock plates } " 3
 Feb 5 To a new stay to the door put on with a new screw } " 1 6
 To stuffing the Coachmans seat feller and a new cap to } " 2
 the pale bell } " 2
 14 To a new long plate to the hind Spring, fitting the other } " 9
 new rivets, fixing it on, screwing up 4 bolts & painting } " 9
 18 To binding the fronts, winter straps & earbows with white } " 2
 tape, screwing the Pins and Roses, sewing in the old } " 2
 Buckles, 2 new Roses to the topplings, sewing on the } " 2
 winter straps & earbows & sewing the old silver chains } " 2
 on the hanging pieces } " 2
 To taking off the flat Budget, fixing on the Salisbury boot } " 3 6
 & screwing up the bolts of the Carriage } " 3 6
 To a new footmans cushion put on with 4 bolts & nuts } " 16
 straining the Cradle and tying on the seat } " 16
 20 To 12 new Linch pins } " 3
 To covering the tread of the double steps with Carpet } " 10
 bound with Lace } " 10
 To covering the tread of the double steps with Carpet bound } " 10
 with lace } " 10
 To fixing in a new hind panel and repairing its mouldings } " 1 10
 To a new Splinter bar carid & run, peering & fitting the } " 17
 Splinter Irons & 4 new bolts & nuts } " 17
 To a new pale pin and straps and plated button and } " 2
 screwing up the bolt } " 2
 To covering the tread of the double steps with Carpet } " 10
 bound with Lace } " 10
 To repairing the mouldings of the body with 4 new pieces } " 7 6
 fixing them on with brads, glue & canvas, easing it down } " 7 6
 and repairing the joints } " 7 6
 Card bound £ 233 3 6

Feb To a new Coach Box with seat and brads } " 10
 with new straps } " 10
 To a new gathered seat cloth, lined with rug } " 10
 with 2 rows of twine fringe and a broad } " 10
 To a new oil cloth cover to seat lined with } " 10
 lace } " 10
 To a new set of footmans holders } " 10
 To a new pair of leather fronts bound with } " 10
 To covering the Splinter bar rolls with } " 10
 To cutting out the buckles of the main } " 10
 shorter and sewing in the buckles with } " 10
 To a new pair of Lamps and fixing } " 10
 To a new pair of double steps covered with } " 10
 and 4 step plates } " 10
 To a new pair of hind body loops, feet } " 10
 nuts } " 10
 To making good the stuffing of the back, } " 10
 with mixed cloth lined with scarlet & blue } " 10
 quilted } " 10
 To repairing the Spring Curtains and side } " 10
 To repairing the lining of the Glass frame } " 10
 2 new pair of Glass strings and tassels } " 10
 taking the strings } " 10
 To japanning the Leather 6 times } " 10
 To new painting the Plinthe body and } " 10
 the Crest on the Door, the Carriage and } " 10
 in Vermillion and the Crest on the foot } " 10
 To a new cork ledge to the footboard } " 10
 To greasing the wheels and 8 new } " 10
 To a new oval Glass to the back and } " 10
 To a yard of green Waize } " 10
 To piecing 2 Check Braces 12 In ea } " 10
 To a new Perch Iron with beads, fitting } " 10
 fixing, a new steel plate, a new chest } " 10
 bed, fitting one hoop, setting the Spring } " 10
 step, a new eye to the stay, setting the } " 10
 to rights and fixing on, mailing on the } " 10
 letter plates, fitting the Iron work, } " 10
 screwing 7 bolts and 8 screw plates } " 10
 To a new hind footboard and Stand } " 10
 plates to D° and fixing them on } " 10
 To new lining the perch Bolt and a } " 10

frame covered with leather - vis a vis 3 10
 2 sockets to the crown pieces, 2 new silver
 topplings, 2 new silver staples & pins } " 8 6
 the budget and fixing on the Coach Box } " 2
 of french pale presses } London 1
 ank to a coronet and a new brose to the top }
 Crane Coach } " 5
 other straps to the corners of the seat cloth }
 buckles } " 4
 and a new escutcheon to a lock plated }
 right coach } " 3
 to the door fast on with a new strap }
 London } " 1 6
 the coachman's seat filler and a new cap to }
 right coach } " 2
 plate to the hind spring, setting the other }
 screwing up 4 bolts & painting }
 Perth Phoenix } " 9
 the fronts, winter straps & earbows with white }
 the reins and traces, sewing in the old }
 new roses to the topplings, sewing on the }
 earbows & sewing the old silver chains }
 pieces }
 London Coach Man } " 2
 the flat budget fixing on the Salisbury coach }
 to the bolts of the carriage }
 Paris Coach } " 3 6
 coachman's cushion seat on with 4 bolts & nuts }
 saddle and tying on the seat }
 Paris vis } " 1 16
 inch pins } " 3
 the treads of the double steps with carpet }
 Paris } " 10
 the treads of the double steps with carpet bound }
 London } " 10
 a new hind panel and repairing it moulding }
 I Chair } " 1 10
 linker bar carid & run, greasing & fitting the }
 nuts & 4 new bolts & nuts }
 London } " 17
 ale pin and straps and plated button and }
 in the bolts }
 D } " 2
 the treads of the double steps with carpet }
 Paris } " 10
 the mouldings of the body with 11 new pieces }
 on with brads, glue & canvas, easing it down }
 fitting the joints }
 M^r Lyles P^h } " 7 6

Carriage found £ 233 3 6

To a new Coach Box with seat and bridle and tying it on }
 with new straps }
 M^r Lyles P^h } " 5 10
 To a new gathered seat cloth, lined with russet duck, full trimmed }
 with 2 rows of tinsel fringe and a broad lace }
 D } " 6 10
 To a new oil cloth cover to a^r lined with serge and bound with }
 lace }
 D } " 2 4
 To a new set of footman's holders }
 D } " 14
 To a new pair of leather fronts bound with worsted & 2 new roses }
 D } " 7
 To covering the splinter bar rollers with 16 pieces of new leather }
 D } " 12
 To cutting out the buckles of the main traces, turning them }
 shorter and sewing in the buckles with 2 new loops }
 D } " 4
 To a new pair of lamps and fixing }
 D } " 4
 To a new pair of double steps covered with cloth and leather backed }
 and 4 step plates }
 D } " 4
 To a new pair of hind body loops, fast on with 2 new bolts & }
 nuts }
 D } " 12
 To making good the stuffing of the back, new lining the body }
 with mixed cloth trimmed with scarlet & blue lace and the sides }
 quilted }
 D } " 11
 To repairing the spring curtains and clearing the glass rollers }
 D } " 6 6
 To repairing the lining of the glass frames fastening the plates }
 2 new pair of glass strings and topals, siling the shutter and }
 tacking the strings }
 D } " 5
 To japanning the leather 6 times }
 D } " 1 10
 To new painting the P^h chair body dark gray, Camellite with }
 the crest on the doors, the carriage and wheels red & varnished }
 in vermilion and the crest on the footboard }
 D } " 4 10
 To a new cork ledge to the footboard }
 D } " 3
 To greasing the wheels and 4 new inch pins }
 D } " 2
 To a new oval glass to the back and fixing }
 D } " 6
 To a yard of green waige }
 D } " 2
 To pricing 2 sheet traces 12 in each }
 D } " 2
 To a new perch run with beads, fitting 7 carriage hoops & }
 fixing, a new steel plate, a new cheek to the hind wheel tree }
 bed, fitting one hoop, setting the springs to rights, & the foot }
 step, a new eye to the stay, setting the upper transom plate }
 to rights and fixing on, mending on the locking plates, 2 new }
 shutter plates, fitting the iron work, 2 new bolts, 8 nuts, new }
 screwing 7 bolts and 8 screw plates }
 D } " 4 16
 To a new hind footboard and standards carid & run, new }
 plates to D^o and fixing them on }
 D } " 2 4
 To new lining the perch roll and a new key }
 D } " 2 6

Carriage found £ 233 6 6

Feb To lining the perch bolt holes with Leather & Mr Lyles Chain " 2 6
 To a new Elm flap and leather hinge to the Post, a new haup and Staple & fastning the Boards with 4 new screws, screwing up the bolts of the Carriage and repairing the joints " 10
 To a new compass Pole a new french pole ring, staples, pole pins and straps " 1 3
 To covering & stuffing the Pole with 3/4 of new leather, a new strap to hold up the pole pieces and covering the pole ring with Leather " 7 6
 To drying and oiling the Harness, harness and Reins and cleaning the furniture, 4 new running loops to the Check Harness " 4 6
 To covering the Budget with the old leather, a new border to D^o and a new brass buckle and Chape " 10
 To a new pair of french pole pieces " 1
 To a new leather flap across the fore Traces " 12
 To a piece of Leather for washers and a new sliding loop to the Newmarket Strap " 2
 To tanning the pole with 2 a Sheet of Skin " 1
 To 2 new screws to the points of the postm^o holders and fastning a Lamp with screws " 1
 To a new perch Bolt, nut and Key " 6
 To letting in the Boxes of the wheels and wedging " 3 6
 To a new Cuttoo to the shoulder of the saddle & painting " 2
 To 2 new billet Leathers to the coupling reins " 1
 To 4 new firrell dows and Chapes and 2 new loops to the throatbands " 3
 To cleaning and oiling the Harness and cleaning the plated furniture Post the dows " 7
 To repairing one of the head plates & engraving 2 new pins and 8 new screws " 4 6
 To covering the Splinter bar rolls with new Leather London " 12
 24 To a new Main Bar for the Splintres, 2 new sockets to the ends, a new Crowfoot, 2 new shackles and bolts & 4 new Bolts and nuts " 12
 26 To 12 new linch pins " 3

£290.13
 Car'd over

Feb 26 To stuffing the Coachmans Seat with red Waige, a new brass buckle & new the Cradle
 28 To a new Bolt & nut to a foot board 12 bolts
 To repairing a Lantern
 To a new screw Bolt and nut
 2 Mar 5 To covering the Shackles and Iron with Bar with 3 new pieces of Leather
 6 To cutting 2 main traces shorter with 2 new loops, 2 new pieces of Leather new strap 20 in long & sewing in
 To 2 new screws to the main traces and straps to the points
 To covering the pole with a yard of new 1 new loop and 15 savings to the front the pole ring with new leather, 2 new loops pins to the steps, 4 new screws new linch pin
 To taking off the dashing Iron and hoop stick and 2 fastnings to the pole putting the splinter Iron, opening the the wing traces, filling the arms of the hoops, 16 new bolts & nuts, screws up the hoops and screwing up the repairing the joints
 To a new perch Bolt & double key
 To a new carpet and 4 new straps
 To repairing the Spring Curtains, fixing silvering the glass rollers, fixing up strutting the Spring
 To covering the splinter bar rolls with
 To a new silvered glass roller and to the pole pin
 To 4 new straps made up with leather to the platform
 To 6 new Linch pins
 To washing and cleaning the Post Leather, oiling the Harness and cleaning
 To new Painting the Post Chaise box green and varnishing

	Bro' over	203	6	6
Bolt holes with Leather	At Lyles & Chain	"	2	6
and leather hinge to the seat, a new hoop				
of the board with 4 new screws, screwing		"	10	
carriage and repairing the joints	D.			
Pole a new french pole ring, staples, pole	D.	1	3	
of the Pole with 3/4 of new leather, a new				
pole piece and covering the pole ring	D.	"	7	6
of the traces, harness and Reins and				
new running loops to the Check	D.	"	4	6
to get with the old leather, a new wooden				
hoop buckle and Chape	D.	"	10	
french pole pieces	D.	1		
across the fore Irons	D.	"	12	
for washers and a new sliding loop				
strap	D.	"	2	
le with 1/2 a sheet of Tin	D.	"	1	
the points of the footstall holders and				
with screws	D.	"	1	
Bolt, nut and Key	D.	"	5	
traces of the wheels and wedging	D.	"	3	6
the shoulder of the saddle & painting				
them to the coupling reins	D.	"	1	
traces and chapes and 2 new loops to the				
ring the traces and cleaning the	D.	"	3	
Post wheels				
the head plates & engraving 2 new				
screws	D.	"	4	6
Splinter bar rolls with new Leather				
Lansdown	D.	"	12	
bar for the Splinter, 2 new sockets to				
row foot, 2 new shackles and bolts &	D.	"	12	
nuts				
luns	D.	"	3	
£290.13				
Car over				

	25639/12	Bro' over	290	13
Feb 26 To stuffing the Coachmans seat with Tow covering it with				
old Waives, a new traps buckle & new loops & screwing to				
the Cradle				9. 6
28 To a new Bolt & nut to a footboard stay and screwing up				
12 bolts				2. 6
To repairing a Lantern				3
To a new screw Bolt and nut				1. 6
Mar 5 To covering the Shoulder and Iron work of the new main				
bar with 3 new pieces of Leather				1. 6
6 To cutting 2 main traces shorter and sewing in the buckle				
with 2 new loops, 2 new pieces of Leather to the platform, 1				
new strap 20 in. long & sewing in the old buckle				5
To 2 new screws to the main traces and 2 new plated buckles				
and straps to the points				11. 6
To covering the pole with a yard of new leather & stuffing				
1 new loop and 15 new rings to the french pole pieces, covering				
the pole ring with new leather, fastening it with nails, 10 new				
hoop pins to the steps, 4 new screws to fasten the ends & 1				
new linch pin				16
To taking off the dashing Iron and hard platform, a new				
hoop stick and 2 fastenings to the platform first with screw				
fitting the splinter, Irons, opening the holes in the flaps of				
the wing frames, fitting the arms of the saddle, fitting the				
hoops, 16 new bolts & nuts, screwing up, 3 new nuts, driving				
up the hoops and screwing up the bolts of the carriage &				
repairing the joints				3. 6
To a new perch Bolt & double key				5
To a new carpet and 11 new straps				11
To repairing the Spring Curtains, fixing up with 8 new lines				
silvering the glass rollers, fixing with 8 new screws and				
brushing the lining				8. 6
To covering the Splinter bar rolls with new leather				12
To a new silvered glass roller and a new silvered button				
to the pole pin				3
To 4 new straps made up with buckle & billit leather				
to the platform				1
To 6 new Linch pins				1. 6
To washing and cleaning the Post Chaise, & repairing the				
Leather, oiling the traces and cleaning the furniture				1. 10
To new painting the Post Chaise body & carriage also				
green and varnishing				3. 10
Car found £303. 11. 6				

Bro' over 303 11 6
 Venetian blinds 2 sides and 1 end
 lining them with new cloth & plates &
 Col Lute & Chain } 2 11
 D. 19 6
 ing with 2 new pieces of Leather D. 2
 ch. pole pieces 6 ft long with pole ends }
 D. 1
 s, fastening the screws and a new head }
 D. 1
 e Leather of the wing Irons and braces }
 hing the frame Iron & Chain } 2
 to the footboard & 8 silver screws D. 6
 the footboard Night Coach 3
 e Cushion, a new roll & nut to the
 the Cushion and screwing up the }
 D. 3 6
 s & nut Coach 2 6
 lling the pole with 30 dm of new leather
 n the pole pieces and covering the }
 Leather Night Coach 9
 h. pole ring with new Leather Coach 1
 ing with new Leather Larch 1
 s to the main braces with plates back }
 g them on with 4 new screws }
 Post Office 1
 s to the Main braces " "
 ch pole pieces - - - - - Coach 1
 the burchello with Leather & screwing }
 carriage Coach 2
 D. Town Coach 2
 Larch 4
 ckles of the Axle, scouring the Reins }
 uckles Town Co. harness 10
 s, earbaws and winker straps with }
 nd sewing on 6 loops for the Chain of }
 D. 12
 the Roof and back of the Budget with }
 on the old flap, 2 new Chaps and }
 uckles, driving in 3 new Staples and }
 with Leather }
 Chauls
 Carr' over £314 14 =

1784
 25639/12 Carr' over 314 14
 Mar 20 To mending the hind panel with a batton of long boards, glass
 and Canvas Night Coach 10
 Apr 1 To piecing an axle tree with & fixing on the footman's Cushion D. 1 6
 6 To covering the pole ring with new Leather Phelan 1
 7 To taking off the Salisbury Wood and fixing on the flat board }
 To cutting 2 Main braces shorter and sewing in the truckles }
 Page's Coach 2
 us over 2
 11 To oying and oiling the braces and footman's Cushion " 3
 To a new side and end to a set of 4 tops frames, lining them }
 with new cloth, 6 plates, new painting and taping of Venetian }
 blinds and cleaning the Locks 2
 To a new Cradle and Straps, a new Coach Wood seat & straps }
 and fixing Coach 1 10
 To fastening the beads of the Wood with 4 silver pins " 3 6
 To rabbeting the Seat pillars & bottom sides & new muddings }
 to the side panels, a new pair of Doors good & run and }
 hanging 2 with traps hinges, a new pair of brackets, foot- }
 board and fore bar, new pieces fixed to the bottom sides & bar }
 a new bottom and batton, 2 new strong corner plates to the Seat }
 rail and pillars, fitting in 8 pieces to the bottom sides and }
 elbows and putting on the loops with 4 new bolts and nuts }
 Phanton 5 4
 To cutting the Budget lower, fitting in new pieces to the }
 burchello, cutting the pole shorter fixing in the back and the }
 cranes, composing the cranes & lowering them 1/2 in setting }
 the hind axle tree to the way, cutting and shutting the washers }
 & a double stay fitting it to the Budget, altering the steps }
 punching 4 bolt holes, drawing composing & riveting on the }
 tread, cutting and shutting a pair of splinter Irons, fitting }
 and fixing the Iron work, 4 new bolts & nuts and screws }
 D. 3 10
 To fastening the beads of the Budget with silver pins D. 3
 To taking the Springs to pieces, setting them up, cleaning & }
 oiling 2 new rivets and putting together " 10
 To cutting the fore standards 2 in lower, a new pair of heat }
 Irons and fitting the Stays No new Larch " 13 6
 To cutting the fore standards 2 dm axle tree nuts across D. 2
 Phanton 1
 To a new pair of branch pole pieces
 To covering the Iron work of the main bar and splinter }
 with 2 pieces of new Leather D. 1
 To taking off the Spring Locks of the Doors, setting to rights }
 and fixing on No new Larch " 4

Carr' over £330 14 6

1784

		Bro'fowd	330	14	6
Apr ¹⁷	To 2 new plates to the fore body loop 24 In long, cutting the wings Iron, new ends, punching 2 holes, Comprising and fitting, 2 new screws and 4 new bolts and nuts	Phailin	"	10	
	To a new front glass to a reflecting Lamp		"	10	6
19	To paid Mr Marriot for the hire of a Coach 8 days		1	12	
	To damage done the Coach by breaking the hind pannel		2	12	6
	To dry scouring the Lining	Deo deo Landm	"	6	
	To renewing the leather for the Check braces & buckles of the main braces & 4 new leather straps with plated buckles		"	5	
	To covering the splinter bar rolls with 8 pieces of new leather	D ^o	"	6	
	To 2 new main braces with plated buckles	Phailin	1	10	
	To 2 new check braces	D ^o	"	10	
	To 2 new cross braces	D ^o	"	12	
	To 2 new collar braces	D ^o	"	8	
	To covering the padding and hook with new leather & a new plated buckle and strap to the pole hook	D ^o	"	4	
	To covering the splinter bar rolls with 8 new pieces of leather		"	6	
	To drying and oiling the wing straws & cover and square root	D ^o	"	2	
	To covering the braces with 2 new pieces of leather, 2 new straps to keep the collar braces in their places, 2 new straps 14 In long with chapes & sewing in the old buckles to the flap of the budget	D ^o	"	4	
22	To lining the pole in the buckles with Leather Deo Landm		"	1	
	To a new plated hook to the footboard fast with silver screw		"	6	6
	To a new strap to the platform 16 In long, sewing in the old buckle & sewing on an old strap	Phailin	"	1	6
24	To covering & stuffing the Pole with a yard of new Leather nailing on the old strap to hold up the pole pieces & covering the pole ring with new Leather	D ^o	"	8	
	To a new pair of French pole pieces	Phailin	1		
	To mending a main brace with 2 new pieces of leather & 12 In long each	Phailin	"	3	
	To a new Leather Head complete lined with Serge & trimmed with silk Lace, plated joints head plates & beads & a new knee boot lined with Serge (the head made to remove occasionally)	Phailin	27		

Carry forward £370.6.6

1784

Apr ²⁴	To putting on the fall, setting the doors with canvas & slippers covering the bottom with floor mat				
	To 1 yard of buff silk to a square stuffing and several tufts to the furniture of the Spring Cur new silk Linc, 2 new silvered up a slip with 2 pieces of Linc				
	To scouring the Lining				
	To a new set of wasted footm				
	To a new cork ledge to the				
27	To greasing the wheels, 21 To hanging the tray, a new the bolts of the carriage To 2 best lead weights to the new bolts				
29	To 2 new plates and 8 screws the wings To covering the braces & foot springs with To taking off a broken head silvered head plate chair & To taking off the dashing iron the Salisbury Root, a new spring bed and screwing up To scouring a set of French May 3				
	To 4 new Trunk Straps of buckles to the head part to				
	To paid for the Hire of a Co				
	To a new convex glass to a 2				
	To 2 new pieces of Leather & braces in their places				
	To cleaning and oiling the on the old front and ledge				
	To taking off the Salisbury and dashing iron				

fore body loop 2 1/2 in long, cutting the wings	Phanton	330	14	6
making 2 holes, compassing and fitting, 2	"	"	10	"
bolts and nuts	"	"	10	6
to a reflecting Lamp	"	"	10	6
to pay for the hire of a Coach 8 days	"	1	12	"
to Coach by breaking the hind pannel	"	2	12	6
to Lining	"	"	6	"
to Check Straps & Buckles of the main trace & 11 such	"	"	5	"
under bar rolls with 8 pieces of new leather	"	"	6	"
to plates with plated Buckles	Phanton	1	10	"
to plates	"	"	10	"
to plates	"	"	12	"
to plates	"	"	8	"
to ring and hook with new leather & strap to the pale hook	"	"	4	"
to under bar rolls with 8 new pieces of leather	"	"	6	"
to the wing Irons & Cover and square	"	"	2	"
to plates with 2 new pieces of leather, 2 new collar traces in their places, 2 new with straps & sewing in the old	"	"	4	"
to the head of the budget	"	"	4	"
to the harness with Leather Vis Lun	"	"	1	"
to the footboard feet with silver screws	"	"	6	6
to the platform 16 in long, sewing in the strap on an old strap	Phanton	"	1	6
to lining the Pale with a yard of new Leather strap to hold up the pale pieces & sewing with new Leather	"	"	8	"
to French pale pieces	Phanton	1	"	"
to main trace with 2 new pieces of leather & 11 such	"	"	3	"
to head complete lined with Serge & trimmed with Serge (the head made to remove)	Phanton	27	"	"

Carri Forward 370 6 6

1784	Apr 24	To putting on the hall, setting the Lining to rights, trimming the doors with Canvas & superfine Cloth trimmed with silk Lace	Phanton	5	16
		Covering the bottom with floor cloth & making the Cushion	"	"	"
		To a yard of buff silk to a square new tufting d. some new stuffing and several tufts to the other squares, new silvering the furniture of the Spring Curtains & glass rollers, half of new silk Linc, 2 new silver eyes, a new Check String, setting up a Step with 2 pieces of Leather and several brass pins	Phanton	1	4
		To scouring the Lining	"	"	6
		To a new set of wasted footm. holders with new silvered staples	"	"	"
		To a new cork ledge to the footboard	"	"	3
		To greasing the wheels, 1 new linc pins	Phanton	"	2
27		To hanging the Hoop, a new pale Bolt and screwing up the bolts of the Carriage	"	"	3 6
		To 2 Cast Lead weights to the hind part and screwing with 6 new bolts	"	"	1 10
29		To 2 new plates and 8 screws to the back rail to fasten the wings	"	"	4
		To covering the frame of the springs with leather & covering the top with d.	"	"	14
		To taking off a broken head plate and fixing on a new silvered head plate head & fastening another	Phanton	"	8
		To taking off the dashing Iron and platform, fixing on the Salisbury Wood, a new Bolt and nut to the hind spring bed and screwing up 4 bolts	Phanton	"	4
		To scouring a set of Green roses and toppings	"	"	10
May 3		To 4 new Trunk Straps of 6 in long each with plated Buckles to the hind part to buckle up the bed	"	"	1
		To paid for the Hire of a Post Coach 8 days	"	"	1 12
		To a new convex glass to a Lamp and fixing & screwing	Phanton	"	15
		To 2 new pieces of Leather & 2 new straps to keep the collar traces in their places	Phanton	"	3
		To cleaning and oiling the wing Irons and cover & fixing on the old footboard ledge with new screws	"	"	2
		To taking off the Salisbury Wood and fixing on the platform and dashing Iron	Phanton	"	2

Carri Forward 385 13

May 5 To taking out the old lining, new lining the body with light
 muslin cloth trimmed with velvet lace, a broad figured lace
 said round the top of the back and sides, a gathered full
 trim with broad lace and fringe & the arms embroidered
 and lining the head & knee flap with serge *Phanton* 12 --

8 To a new pair of french pole pieces with plated buckles
down in all } 1 18

To taking out the cranes, new compassing them & making
 them 4 in higher, piecing a pair of splinter iron, altering
 2 loops inside the budget, 4 new irons to bolt to the
 sides with broad plate treads on the tops for steps, 8 new
 bolts and nuts and screwing 6, 2 new plated nuts to screw
 to the top of the back rails fixing the splinter bar forward
 and fitting 2 pieces in the furchells *Phanton* } 3 10

To lining the perch bolt holes with leather & a new key *Phanton* } 2 6

To lining the pole in the furchells & raising it with leather
 lining the fore belly with 2" & the sway bar with trace
 screwing 2 bolts, fastening the springs, screwing up 11
 bolts of the carriage & a new nut *Do* } " 9

To taking off the dashing iron & platform and fixing on the
 Salisbury wood *Phanton* } " 2

To a new bolt to a seat iron, a new bolt & nut to footboard
 stay screwing up the bolts of the splinter bar & carriage bolt
eight coat 2 } " 3 6

15 To taking off the Salisbury wood and fixing on the platform
 & dashing iron *Phanton* } " 2

To lining the perch bolt holes with leather *Phanton* } " 2 6

To lining & screwing the perch bolt & a new key *Do* } " 2 6

To a new bolt & nut to a seat iron and fastening the
 lamps with new screws *eight coat & Phanton* } " 2 9

To piecing and screwing a splinter bar roll bolt *Caravan* } " 1

To a new bolt to the crane *Phanton* } " 1 6

To a new nut to a fore axle bolt *Do* } " 6

To fixing on a new head plate with screws *Phanton* } " 1

To new painting the body patent yellow, arms, garter and
 coronets in mantle on the side pannel on the footboard
 striped light yellow eyed deep blue, the bands, pected out blue
 and varnished, carriage and wheels painted, springs yellow
 and the iron work pected out blue *Do* } 7 12

18 To taking off the dashing iron and platform & fixing on
 the Salisbury wood *Phanton* } " 2

To fastening the lamps with new screws & fastening the
 hind spring stays *Phanton* } " 2

Carriage 112 7 9
 Carriage 2 20

May 18 To taking off the platform and fixing on a
 footboard cushion

To greasing the wheels & 3 new leather

To taking out the Lining, stuffing up the
 new canvas & glazing several places in
 with brown leather trimmed with green
 fixing up the old square and pectal holes
 the glass rollers plates of the door stay
 curtains, new silk and new lines to the
 the bottom sides with new leather, sewing
 with screws & a new pair of swingings

To a new carpet to the bottom

To 2 new main bars, 2 new long ferrule
 bracket, shackles and bolts & 2 new

To 4 new pieces of leather to the iron

20 To fastening the lamps with 3 new screws

To drying and oiling the harness, wing

21 To a new bolt & nut to the hind foot

To a new large buff coloured gathered seat
 with (your own gold Luce) and a row of
 lace

To making up a set of footboard holders with
 To lining the perch bolt holes with leather

To a new pole pin and straps & brags

To lining the pole in the furchells, a new
 mailing on the cap

To screwing the thread piece and top piece
 winter straps and ear bows with white tape
 cleaning the truckles and sewing them
 12 new billet leather to the pieces and a
 truckle to the belly band

To 2 new pieces of leather to the splinter

To 2 new spring bolts & escutcheons to 1

To new painting the body a buff colour
 brown & bolts within mantle on the
 the pannel high varnished and polished
 iron work of the carriage silver, the
 springs & pected out scarlet and var
 a broad handsome border round the

lining, new lining the body with light
 with velvet lace, a broad figured lace
 of the back and sides, a gathered fall
 and fringe & the arms embroidered
 & some flap with serge Phuton 12

sh pole pieces with plated knuckles
 Touris allis 1 18

new compassing them & making
 piecing a pair of Splinter Irons, altering
 budget, 4 new Irons to bolt to the
 to tread on the tops for steps, 8 new
 screwing 5. 2 new plated nuts to screw
 rails fixing the Splinter bar forward
 in the furchelles Phuton 3 10

bolt holes with leather & a new key
 Phuton 2 6

the furchelles & raising it with leather
 with d & the sway bar with trace
 raising the Springs, screwing up
 & a new nut Do 9

fixing Iron & platform and fixing on the
 Phuton 2

at Iron, a new Bolt & nut to footboard
 bolts of the Splinter bar & 3 Carriage bolts
 might Coach Do 3 6

bury Boot and fixing on the platform
 Phuton 2

bolt holes with leather St. Coach 2 6

at Bolt & a new key " 2 6

to a Seat Iron, and fastening the
 new might Coach & Phuton 2 9

ing a Splinter bar roll Bolt Carriage
 Crane St. Coach 1 6

one as later Bolt Do 6

id plates with screws Paper Coach 1

body patent yellow, arms, garter and
 the side panels on the footboard
 ed deep blue, the bands picked out blue
 and wheels painted, Springs yellow
 ed out blue Do 7 12

ing Iron and platform & fixing on
 Phuton 2

with 1 new screw & fastening the
 Phuton 2

Cond paw L 412 7 9

May 10 To taking off the platform and fixing on the Salisbury Boot &
 footm. Cushion P. New air 2

To greasing the wheels & 3 new leather washers State Coach 2 6

To taking out the Lining, stuffing up the back & lower sides
 new canvas & glazing several places, new lining the body
 with brown Leather trimmed with green lace, stuffing the seats
 fixing up the old squabs and pistol holsters, new screwing
 the Glaze rollers plates of the Door stays & furniture of the
 Curtains, new silk and new lines to the curtains, covering
 the bottom sides with new Leather, fixing on the Glaze roller
 with screws & a new pair of swinging holders P. Coach 10 15

To a new Carpet to the bottom Do 10

To 2 new main bars, 2 new long ferrule to the ends, 2 new
 Crampet, shackles and bolts & 2 new bolts & nuts Phuton 16

To 4 new pieces of Leather to the Ironwork of the Splinter
 Phuton 2

20 To fastening the Lamps with 3 new screws Phuton 1

To drying and oiling the Harness, wing Irons & Couer Do 2

21 To a new Bolt & nut to the hind footboard Phuton 1 6

To a new large buff coloured gathered seat cloth made up
 with (your own gold Lace) and a row of broad silk Livery
 lace Swain & Landon 16

To making up a set of footm. holders with plated knuckles 4

To lining the perch bolt holes with Leather Phuton 2 6

To a new pole pin and straps & brass button Do 2

To lining the pole in the furchelles, a new pole Bolt and
 nailing on the cap Do 2

To screwing the thread Pieces and top springs, binding 4 fronts
 winter straps and carbons with white tape, 2 new traces
 Cleaning the knuckles and sewing them in with 12 new Chaps
 12 new billet leather to the Pieces and a new square plated
 knuckle to the belly band Touris Coach 1 12

To 2 new pieces of Leather to the Splinter bar rolls St. Coach 1 6

To 2 new Spring Bolts & rescatchers to fasten the flap seats
 Phuton 5

To new painting the body a buff colour with the arms garter
 brown & motto within Mantles on the Door & end panels
 the panels high varnished and polished, the Carriage and
 Ironwork of the Carriage silvered, the Carriage painted buff
 Springs &c picked out scarlet and varnishing and painting
 a broad handsome border round the panels 28

Cond paw L 412 7 9

1784

Bro's over 1779 8-9

May 21 To a new wood silver plated Knuckle with a silver leather at top & water felt State Coach 1. 10

25 To a new long pole hook with a collar bolt and nut " 5 6

To covering the pole hook and a link of the drag chain with new leather " 2

To 4 new straps 18 in long each with plated knuckles to the roof of the platform, 2 new staples to drive, 2 new straps with plated knuckles to fasten the spare main bar to the hind part of the carriage Crane Platform " 10

To covering the Iron work of the Splintree with 9 pieces of new leather D^o " 4. 6

To 2 cast lead weights fixed into the hind part 2. 3. 2 and 9 screwing 2 bolts D^o " 3

29 To nailing down the Leather to the front of the Boot wth Coach " 1

30 To taking off the Salisbury Boot and fixing on the Dash Spring Coach " 2

June 1 To a new Claw Hammer " 2

3 To fixing down the Bottom of the Salisbury Boot with a new Ratten and 3 bolts & nuts and fastning the front boards with screw eight Coach " 6 6

4 To cleaning the inside, fixing the Crown on the Roof with 2 new fastenings and repairing D^o State Coach 1. 4

To taking a step to pieces, a new rivet & putting together " 3. 6

To 4 new plated leather chair & seat on to the canvas of the Budget with 8 shanks Crane Platform 2

To a new silver button to the knee boot D^o " 6

To cutting the Knuckles out of the old Reins and sewing them into the new white Reins with 12 new silver leathers, clearing the Knuckles and 8 new Chapses Town Coach " 12

To a new large square plated Coronet piece to the middle of the Cross Barre Platform " 12

To taking off the 2 upper Hinges, setting the Doors to rights & fixing the Hinges with 4 new screws Wth Lardner " 4

To a new pole hook and a new screw Bolt & nut P^{er} Visum " 6

To a new set of Splintrees and spare ones with solid Crow feet and jointed hooks to the ends D^o " 2

To 6 new Rows with fastenings and Leads " 2 10

Carriage £ 495 4 3

1784

June 5 To taking off the platform & dashing Salisbury Boot

12 To taking off the Salisbury Boot and dashing Iron

To a new pole hook and lining the leather

To covering the drag hook and link of new leather & mending the leather of piece 8 in by 5

To a new Iron hook to the hind part screws, a new strap 8 in long 2 in wide 1 1/2 in wide and round the crane to

To covering the Iron work of the Splintree new leather

To 2 Hinges to a Step

To taking a Step to pieces, shutting setting to rights

To 3 new drag hooks, 2 new bolts and

To a new screw to a hind part

To covering the drag chain & horse

To cleaning the State Coach & Harnes times since 25 Dec^r 1783

To a new set of Splintree and spare and jointed hooks

To cleaning the Rio axis and furniture

To repairing & fastning the Roads 4 large silver pins and screws

19 To 4 new straps with plated buckle main Barre

To 2 new straps 15 in long each with one strap 12 in long to the cover on 7 old straps and sewing up

To brading the Cheek of the hind in the parallel, screwing up 2 bolts & 5 bolts to the hind part of the

Bro' over		179	01	9
Knuckle with a silver leather at top	State Coach	1	10	
with a collar bolt and nut			5	6
and a link of the drag chain with			2	
long each with plated knuckles to the roof				
to drive, 2 new straps with plated				
are main bar to the hind part of the	Carriage Shaft		10	
of the splinter with 9 pieces of new	D ^o		4	6
lead into the hind part 2.3.2 and	D ^o		3	
to the front of the foot or coach			1	
to the front of the foot or coach	Coach		2	
to the front of the foot or coach			2	
of the Salisbury foot with a new				
to and fastening the front boards with	Coach		6	6
to the crown on the roof with	State Coach	1	4	
a new rivet & putting together	Coach		3	6
to the head & feet on to the canvas of the	Carriage Shaft		2	
to the knee boat	D ^o			6
of the old reins and wrap them				
with 12 new silver leathers, clean	Coach		12	
plates coronet piece to the middle of	Shaft		12	
hinges, setting the doors to rights				
to 4 new screws	Old Landau		4	
to a new screw bolt & nut	Shaft		6	
to the ends	D ^o		2	
to the ends			2	10

Carriage over £495 4 3

Bro' over		179	01	9
To taking off the platform & dashing iron & fixing on the	Salisbury foot			
To taking off the Salisbury foot and fixing on the platform	D ^o			2
and dashing iron				2
To a new pole bolt and lining the pole in the furchells with	Caravan			2
leather				
To covering the drag hook and link of the drag chain with	Coach			3
new leather & mending the leather of the chain with a new				
piece 18 in long by 5				
To a new iron hook to the hind platform, fixed with 3 wood				
screws, a new strap 18 in long 2 1/2 wide & another 12 in long				
1 1/2 in wide and round the brace to receive the drag hook	Carriage Shaft			6
To covering the iron work of the splinter with 15 pieces of				
new leather				7 6
To 2 drawings to a step				6
To taking a step to piece, shutting a stay, 2 new rivets and	Shaft			4
setting to rights				
To 3 new drag hooks, 2 new bolts and fixing	D ^o			6
To a new screw to a hind frame and one to a post in handle	Shaft			1
To covering the drag chain & hook with new leather	Carriage Shaft			5
To cleaning the State Coach & Hangers & spotted Coach and				3 10
times since 25 Decr 1783				
To a new set of splinter and spare ones with solid crown				2
and jointed bolts				
To cleaning the rivets and furniture twice since 24 March				10
To repairing & fastening the boards of the foot & door with	Shaft			7 6
4 large silver pins and screws				
To 4 new straps with plated buckles to the points of the	Shaft			4
main braces				
To 2 new straps 15 in long each with plated buckles and				
one strap 12 in long to the cover of the platform, sewing				
on 7 old straps and sewing up 3 corners of the cover	Coach			6 6
To brading the cheek of the hind axle, lining the pole				
in the furchells, screwing up 2 bolts of the splinter bar				
& 5 bolts to the hind part of the carriage	Coach			3 6

Carriage over £504 4 9

1704

Pro^t over 504. 11. 9

June 21 To taking off the head plates, bushes, fastenings Iron plates & Leather, taking out the old Lining, stuffing up the back and sides, 14 new canvas elbows, new lining the top dy with 10 1/2 yds of Superfine cloth trimd with silk lace, the falls of the Seats gatherd and trimd with broad lace, inside owing of holders, new backs and fronts to the Staps, covering the treads with Carpet, new leather to the bottom sides, a new Pole to the partition piece, new silvering the glass rollers and furniture and furniture and plates of the Door stage, new stuffing the seats and new leather bottoms, new stage to the Doors, a new Carpet, new silks to the Spring Curt^s and fixing them up with new lines and Cushions covering the roof and upper pannel and back with new leather, fixing on the plates and fastenings with new screws, repairing the head plates, beads & Cornets and a new Check string and eye London 48. 12

To a new gatherd Seat cloth lined with serge and trimd with 2 rows of broad figured lace (your own gold Lace) and fringe } 12

To a new set of silk squabs with Morocco leather backs and fixing up with new Buttons and loops } 66

To covering the Iron work of a Set of Splintres and spare ones with the pieces of new Leather W^{ch} Coats } " 7

To taking off the dashing Iron and platform, fixing on the Salisbury Boat and fastenings the Lampre with screws } " 8

21 To a new hind Spring bed and aalletree bed, 2 new hind Standards raised on Carid blocks, a new hind footboard and footm^o Cushion board and 4 new Casings to the sides of the Cranes London } 510

To cutting and shutting a pair of Cranes, new Composts and fittings, 2 new aalletree hoops, cutting & shutting two washers, 2 new setts plates fitting a footman Step, 10 new plates & drawing the fastenings of the Springs putting together to raise them 4 in height, fixing 2 Spring stays, fitting 2 Collar stays, 2 new stays to the hind end, 2 new plates to the hind Standards, fixing the Seat Irons, 2 new hooks and shutting 2 Stays, 10 new Bolts & fitting and fixing the Iron work } 9

Carried forward £507 2. 9

1704

June 21 To fitting in a piece of pulis and repairing To rubbing down the Colour with the same mounted on the Door pannels, the frame and polished, frame pink and varnished pickt out to match footboard

Jan^y 24th 1705

Rec^d by the hand of the Prince of Wales

£609. 8. 9



the head plates, hooks, fastenings Iron plates &
 out the old Lining, stuffing up the back
 new canvas elbows, new lining the body with
 fine cloth trimd with silk lace, the falls of
 and trimd with broad lace, inside wing of
 and fronts to the steps, covering the
 carpet, new leather to the bottom sides, a new
 partition piece, new silvering the glass rollers
 and furniture and plates of the Door stays
 the seats and new leather bottoms, new stay
 a new carpet, new silks to the Spring cut
 them up with new linen and cushions
 roof and upper pannels and back with
 lining on the plates and fastenings with
 repairing the head plates, beads & Cornets
 back string and eye London 40.12

the seat cloth lined with serge and trimd
 of broad figured lace (your own gold lace) 12

of silk squabs with Morocco leather backs
 up with new buttons and loops 66

the Iron work of a set of Splinters and
 with 14 pieces of new Leather w^{ch} Coach " 7

the dashing Iron and platform, heavy
 w^{ch} Boot and fastenings the Lamps with
 Plates " 8

Spring bed and a settee bed, 2 new
 rods raised on carved blocks, a new head
 and footm^{ts} cushion board and 4 new
 in sides of the Canes London 5.10

and shutters a pair of Canes, new Campst^{rs}
 new a settee hoops, cutting & shutting two
 new settee plates, fitting a footman's step,
 & drawing the fastenings of the Springs
 that to raise them 11 in higher, pricing 2
 fitting 2 Colours stays, 2 new stays to the
 new plates to the hind Standards, pricing 9
 new, 2 new books and shutters 2 stays, 10
 fitting and fixing the Iron work

Carried forward £507 2. 9

Paint To fitting in a piece of Carved moulding to the Door
 pillar and repairing the joints of the Body London 6
 To rubbing down the body and painting it light
 Colour with the same, Garters and Cornets in pink
 Mottles on the Doors, with a large border round the
 pannels, the framing pick'd out pink, high Varnish'd
 and polish'd, Crane neck carriage and wheels colour'd
 pink and Varnish'd, edges of the Springs & Iron work
 pick'd out to match the body & the Crest on the
 Footboard 22

£609 0. 9

Jan^y 12. 1785

Rec^d by the hands of J. Montagu
 Esq^r of the Stables to His Royal Highness
 Prince of Wales the Contents in full

£609. 0. 9 J. L. White



His Royal Highness
Prince of Wales

John Knight
Coachmaker

£609..00..9

R. P. Knight
1784

1784



His Royal Highness The Prince of Wales.

1784.

To John Thorne, £ £ £

- Jan^y 15. Lining the Points of 2 Traces wth New leather }
Sew'd 4 Times each. Sew^d them Round the Holes } .. 5 ..
& in the Middle of each ..
- 29. Half a Dozen Sliding loops to the Reins } .. 2 ..
A New Tongue to a Buckle & Mend^d the D^o ..
- Feb^y 2. 2 New Billett leathers & loops to the Reins } .. 2 ..
A New Tongue to a Buckle & Mend^d D^o ..
- Mar^h 3. 2 New Cheaps & loops & Sew^d on to the False }
Collars. New Sew^d the Buckles in to D^o. A New } .. 1. 6.
Short Beliband & Sew^d 2 Cheaps on to D^o ..
- 9. A New Long Brass Sockett & Sockett leather } .. 2 ..
& Sew^d on D^o to a Crownpiece ..
- 6 Plated Buttons for the Crownpieces 6 ..
- 6 Large Plated Socketts for D^o 6 ..
- 18. New Sew^d the Deers of a Pair of Collars Sew'd 4 }
Times each New leather & Mend^d D^o & Sew^d down } .. 3. 6.
the Pipes of D^o in 5 Places ..
- Lining the Points of 3 Traces wth New leather }
Sew'd 4 Times each } .. 7. 6.
- A New Piece of leather & Sew^d D^o on to the Breach^d }
Lee. 4 New Billett-leathers, & 2 New Sliding loops } .. 3 ..
to the Reins ..
- 4 New Billett-leathers & loops & Sew^d them on } .. 3. 6.
to the Bridles ..
- Sew^d on 2 New loops to the Neckstraps, 2 New }
Belliband Straps & Sew^d on Ditto } .. 1. 6
- New Shanking 10 Plated Pieces wth 20 Shankes 2. 6.
- Shanking, Mend^d & Putting on 2 Large Coronett }
Winker Pieces } .. 2 ..
- 2 Plated loops to the Falls of the Fronts 3 ..
- Apr^l 6. A New Billett-leather & loop to a Rein & 6 }
New Sliding loops to D^o } .. 1. 6.
- 1 Large Plated Watering Hook & 2 Screws 7 ..

Car^d Over £ 2. 19. 6.

1784. Bro: Over..... £ 2. 19. 6
 Ap: 8th 2 Large Brass Round Rings 1. 1. 0
 Mend: A Noseband Piece 1. 1. 0
 6 Plated Buttons for the Ends of the Housens. 6. 0. 0
 1 Large Plated Watering Hook & 2 Screws D: 7. 0. 0
 New Sew: on the 8 Loops to the Ends of the
 Collars & New Sew: the Lev of A Breaching } 2. 0. 0
 Lining the Point of A Breaching Sew: New
 leather Sew'd 4 Times. 2 New Billett-leathers & } 2. 6. 0
 loops to the Reins & 4 New Sliding loops to D: }
 2 New loops & Sew: them in to the Straps to
 hold up the Traces. & Sew: a Buckle in to A } 1. 0. 0
 Cheap of A False Collar. }
 A New Cheap & Sew: a Buckle in to D: & } 2. 0. 0
 Sew: D: on to the Collars. New Sew: on 2 Cheaps }
 A New Belliband strap & Sew: on D: }
 13. 2 New Belliband Straps & Sew: them on to } 1. 6. 0
 the Bellibands. }
 Shortning the 5 Long Bellibands 5 New } 2. 6. 0
 Cheaps & loops & Sew: on D: }
 New Sew: the Eyes of 2 Traces & Mend: } 3. 6. 0
 A Breaching. }
 Mend: A Noseband Piece 1. 1. 0
 17. A New Dozen & A Half of New Broad Sliding } 6. 0. 0
 loops for the Harness. 2 New Crosspieces to the }
 Housens New Sew: & Mend: A Collar }
 New Shanking & Winker Pieces 2. 0. 0
 Lordering Mend: & Shanking the Rim of A Winker } 2. 6. 0
 22. A New Billett-leather Cheap & loop to A } 1. 6. 0
 Rein & New Sew: the Lining of A Crupper. }
 4 New Plated Large Square Cheaps 4 New } 8. 0. 0
 Broad Straps & Sew: in D: to hold up the Traces. }
 28. A New Leather & Sew: the Ring on to A Throat- } 2. 0. 0
 band Sew: 2 Buckles in & 2 New loops to the }
 Breaching straps. }
 30. 1 Dozen of Broad Sliding loops for the Harness } 2. 6. 0
 & 1 Dozen of D: to the Reins }
 Carp: Up..... £ 5. 15. 0

1784. - Pro: Up.....
 May. 3. A New Long M
 Sliding loops to
 A New Short G
 2 New Billett-
 10. A New Long B
 A New Broad
 to the Ends of the
 A New Large
 2 New Double
 Broad Sliding
 13. 6 New Double
 loops for D: - 6
 15. A New Sockett
 A Throat band.
 A New Broad
 20. A New Double
 Strap & Sew: on
 A New Large
 31. 2 New Saving
 Strap & Sew: on
 June. 1. Lining the Po
 Sew'd 4 Times
 New Sew: the Pi
 New Sew: 2 Tuff
 - Strap & Sew: s
 A New Point to
 & Sew: on D: A
 & 2 New Straps
 8. A New Long B
 6 New Sliding
 to A Short Ho
 12. For A New
 w: Large Squ
 Collar. Breac
 & Winker Piece
 Brides & Re

Round Rings £ 2. 19. 6
 and Piece 1. 1.
 for the Ends of the Housens 1. 6.
 Catering Hook & 2 Screws D: 1. 7.
 8 loops to the Ends of the 2.
 of the Lev of a Breaching
 of a Breaching Sew: New
 times 2 New Billett-leathers & 2. 6.
 & 4 New Sliding loops to D:
 them in to the Straps to
 es. & Sew: a Buckle in to 1.
 Collar
 Sew: a Buckle in to D: &
 Collars. New Sew: on 2 Cheaps 2.
 and strap & Sew: on D:
 Straps & Sew: them on to 1. 6.
 Long Bellibands 5 New
 Sew: on D: 2. 6.
 es of 2 Traces & Mend: 3. 6.
 and Piece 1. 1.
 a Half of New Broad Sliding
 mess. 2 New Crosspieces to the 1. 6.
 & Mend: a Collar
 Winker Pieces 2.
 & Shanking the Rim of a Winker 2. 6.
 leather Cheap & loop to 1. 6.
 the Lining of a Crupper
 Large Square Cheaps 4 New 8.
 Sew: in D: to hold up the Traces
 Sew: the Ring on to a Throat
 stables in & 2 New loops to the 2.
 Sliding loops for the Harness 2. 6.
 D: to the Reins
 Carp: Up £ 5. 15. 0.

1784. Pro: Up £ 5. 15. 0
 May. 3. A New Long Martingale Backstrap w: Double
 Sliding loops to D: 2. 6.
 A New Short Girth Belliband & Strap to D:
 2 New Billett-leathers & loops to the Reins 2.
 10. A New Long Bradoon Headstall & Sew: on D: 1. 6.
 A New Broad loop & New Sew: the 4 loops on
 to the Ends of the Collars 1. 6.
 A New Large Plated Hook & 2 Screws 7.
 2 New Double Crosspieces & Half a Dozen
 Broad Sliding loops for D: 4.
 13. 6 New Double Crosspieces & 1 Dozen of Sliding
 loops for D: 6 New loops to the Reins 10. 6.
 15. A New Sockett-leather. Sew: the Rings on to
 the Throatband. Sew: 2 Springs in to the Bridles 2. 6.
 A New Broad loop & Sew: on to the End of a Collar
 20. A New Double Crosspiece. A New Belliband
 Strap & Sew: on D: & 1 Dozen of Sliding loops 3. 6.
 A New Large Plated Hook & 2 Screws 7.
 31. 2 New Saving leathers for the Traces A New
 Strap & Sew: on to the Belliband 2.
 June. 1. Lining the Points of 4 Traces w: New leather
 Sew: 4 Times each 10.
 New Sew: the Pipes of the Collars in 8 Places
 New Sew: 2 Tugs on to the D: the New Winker 3. 6.
 Strap & Sew: to D: on to the Bridles
 A New Point to a Breaching Lew 1 Foot long
 & Sew: on D: a New Long Crupper, w: a Lining
 & 2 New Straps to the Bellibands 4.
 8. A New Long Bradoon Headstall & Sew: on D:
 6 New Sliding loops to D: & a New Billett-leat: 2. 6.
 to a Short Hook Rein
 12. For a New Set of Strong Coach Harness
 w: Large Square Housens & Winkers Very Broad
 Collars. Breachings & Traces. Large Housens
 & Winker Pieces, Very Broad Bellibands 34. 10.
 Bridles & Reins Compleat:
 Car: Over £ 43. 9. 0.

1784. Bro^t Over £43. 9. -

June 12. For Plating the Set of Harness & Bridles
 In the Best Manner. all the Iron work } ... 76. 0. -
 Plated &c

For 38 Long Broad Linings wth Double loops } ... 2. 0. -
 to each. to the Buckles & Straps of the Harness...

For Chacing Thirty One Large Hozen Pieces
 Winker Pieces & Falls wth Crowns Rais'd & } ... 13. 4. -
 Crests & Mottos within the Garter

An Extra Bridle for the Helper. - 1. 14. -

7 Pairs of Extra Bearing Reins wth Plated Buck. 3. 0. -

7 Bradoon Headstalls wth Fronts & Plated Buckles. - 1. 11. 6.

2 Side Reins wth Plated Buckles & Billett-leathers - 1. 9. -

5 Very Large Pad Cloths Lined & Bound wth } ... 2. 7. 6.
 Orres Lace

New Fronting the 7 Fronts of the Bridles wth } ... 2. 10. -
^{Blue} Scarlett Ribbon & Eight Large Ribbon Roses...

2 Pairs of Extra Bearing Reins for the Helpers } ... - 16. -
 Bridle wth Plated Buckles to D^o

6 Leather Bows to the Bridles

Covering the D^o wth Blue Superfine Cloth

A New Spare Crupper wth 3 Plated Buckles } ... 3. -
 loops & Dock to D^o Comp^t for the Helpers Saddle.

Covering the 7 Broad Fronts wth Blue Superfine Cloth

A New Pair of Best False Collars wth Plated Buckles &c 2. 12. -

Covering the Broad Fronts for the other 2 Sets of Harness - 1. 11. -

A Large Plated Strong Double Spring Hook

A Spare D^o Woodcock Eye

For Closing the 14 Bradoon Reins & Making } ... 14. -
 the D^o to Slide through the Bits

For 14 Straps wth 14 Plated Buckles & Double loops } ... 18. -
 to D^o to Go upon the Double Chains of D^o

For New Sew^d the 4 Traces & Breechings in a } ... 1. 1. -
 Double Pattern Worm

Account of the 154. 15. 0.

Jan^y 12. 1785
 Dec^r 2. By the hands of J. A. Ashburnham Esq^r the tables to J. J. Hayes
 Highways & Private Ways the contents in full John Phoenix

His Royal Highness Prince of Wales
to James Howell Whipmaker. D^r

		L	S	D
1786				
March 29	To a gatt keeper Cord Lash one Eye & 2 silk Lashes to 2 Whips	2		
April 16	To a Eye & Lash to a Whip			8
June 14	To a Postillion Thong & Lash	1		
16	To 2 keepers & one Handle to 2 Crops			6
27	To a Postillion Whip Bound with Silver Wire	5		
July 16	To 3 Silk Lashes to 3 Whips	1		6
17	To a keeper & Postillion Thong	1		3
	To a Ditto & Parhorse Thong	1		2
	To a neat moulded Handle Thong Whip with 3 Silver Garnishes	18		
19	To a Postillion Thong & 3 Silk Lashes	1		6
Sept 5	To 2 Best Moulded Handle Hunting Whips with 3 Silver Garnishes Pack & Feathers Ingraved	2		
	To a White Leather Dog Whip	3		6
	To 3 Ivory Pocket Whistles	3		
		3	19	1
Nov 24	Rec ^d the Contents of this Stamp			2
	Billed for me	3	19	3
	James Howell			



P. of Wales
House of Commons

Dec. 19. 3

1786

1797
Jan. y 7

His Royal Highness The Prince of Wales To D Pollock

- To new Lining two very wide Dog Collors
with red moroco of a new Lock - - - - - } 0" 5" 6
- 9 To mending 2 Saddle horse Collors of a martingle 0" 3" 6
- To Six Collor throats with roller Buckles - 0" 6" 0
- 11 To mending a horse Collor several places - 0" 1" 6
- To a Silver plated Staple nail in a Livery
Saddle of Stuffing the pannels - } 0" 2" 6
- 12 To 24 Leather thongs for Livery furniture 0" 1" 0
- To 12 Large Best Serge Rubbers - - 2" 2" 0
- To 6 Blue & Scarlet Strings for horse Collors 0" 6" 0
- 18 To mending 7 Blue 2" Cloth of Swen }
new Loops - - - - - } 0" 4" 6
- To mending 3 Bridles with 3 plated }
24 Buckles of one new Chin Strap - - } 0" 5" 6
- Feb 2 To mending a Saddle horse Collor - - 0" 1" 0
- 3 To mending a Bridle - - - - - 0" 1" 0
- 7 To 12 Large Buff Skins for Coaches 1" 4" 0
- 9 To mending 3 Coach horse Collors with }
two new throats of new Leather several } 0" 6" 6
places - - - - - }
- 17 To Soeing Loops to 13 2" Cloth of }
a Little mending - - - - - } 0" 7" 0
- To mending a Bridle of a new plated }
Buckle - - - - - } 0" 2" 0
- 18 To mending 3 Saddle horse Collors }
several places new Leather - - - - } 0" 4" 6
- To mending a Bridle of plated Buckle 0" 2" 0
of Chin Strap laid Over 6" 6" 0

1797 Bro + Over £ 6.6.0 179

March 1st To mending 4 horse collars & mending
 the headstalls new & one new throatband } 0.5.0

3 To mending the head & Cantle of a Saddle
 new hogskin & Muffling & mending pannels } 0.4.6

5 To a pair of new pannels in a Saddle Edg'd
 Leather & new Billet for Bearing rein } 0.11.6

To a new polished curb to a Livery Bridle } 0.3.0

7 To 3 Cropping collars & with Billets to
 Buckle to the Bits all roller buckles } 1.7.0

To mending 6 watering Bridles several
 pieces new Leather & two new fronts & 3
 silver plated Buckles } 0.10.6

To a new Strap & mending a Cawson - - 0.1.0

To 6 Large Coach horse mane Combs - - 0.6.0

To 6 Best & Barred Combs & white Brushes 1.10.0

To mending a Murrelle - - - - - 0.1.0

To a pair of Leather Edg'd pannels in
 a Saddle & mending - - - - - } 0.10.6

To 12 Strong round head hemp halters - 0.12.0

15 To a very large Green Bay's Bag & a
 yard & half of very wide Bays for furniture } 0.12.6

To a Best furniture Saddle with silver
 plated Staples & Loops & polished Stirrups } 3.18.0

& Leathers & Spring Girths pannels
 Edg'd & Strap flaps & Double roller Bars } 0.6.6

To a Crupper with plated Buckle & a pad - 0.6.6

To a pair of Holsters with plated Buckles
 on the Straps - - - - - 0.16.0

To a fine Sayer Skin Hussar furniture
 fringed with Gold & Silver fringe & Braids
 & with solid Silver ornaments & Small Gilt
 Stars Lind velvet & Stifend & Leather seat } 35.13.0

Car'd Over £ 53.14.0

+ Over £ 6.6.0 1797
 4 horse collars of piecing
 the new of one new throatband 0.5.0
 the head of Cantle of a Saddle
 Muffling of mending pannels 0.4.6
 new pannels in a Saddle Edg'd }
 Billet for Bearing rein } 0.11.6
 curb to a Livery Bridle 0.3.0
 collars of with Billets to
 the Bitts all roller buckles 1.7.0
 to watering Bridles several
 leather of two new fronts of 3 } 0.10.6
 Buckles
 of mending a harness - - 0.1.0
 each horse mane comb - 0.6.0
 Barred comb of white Brushes 1.10.0
 a Murrele - - - - 0.1.0
 leather Edg'd pannels in }
 mending - - - - } 0.10.6
 round head hump halter - 0.12.0
 a Large Green Bay's Bag of a
 very wide Bays for furniture 0.12.6
 furniture Saddle with silver
 & Loops of polished Stirrups 3.18.0
 Spring for the pannels
 flaps of Double roller Barred
 the plated Buckle of a pad - 0.6.6
 Holsters with plated Buckles
 traps - - - - 0.16.0
 tiger skin Huspar furniture
 gold of silver fringe & Braide
 silver pendants of small gilt 35.13.0
 belt of Stiffend of Leather seat
 Car'd Over £ 53.14.0

Bro't Over £ 53.14.0
 March 15 To a Tiger Skin Breastplate Trim'd
 with Gold of silver of a Solid silver
 Roman Shield Stars with gilt wreath of
 Stiffend of Lin'd - - - - } 6.15.0
 To a Large Green Bay's Bag of yard
 the very wide Bays - - - - } 0.13.6
 To a Double pistol Bitt with chains of
 with solid silver Boppers of with front
 piece of silver chains of feathers of
 Turkey throat with silver Ball of Loop
 of Buckles all solid silver } 25.9.0
 To a pair of Scarlet Ribbon Rows - - - - 0.10.6
 To a fine white Braddon of with solid
 silver Buckle partly gilt - - - - } 0.19.0
 To mending a cropping collar of piecing - 0.1.6
 To 12 Large fine Coach Sponges - - - - 2.14.0

London 17

Received of His Royal Highness The Prince of Wales,
 by the hands of the Earl of Jersey, the sum of Ninety Three
 Pounds Five Shillings being the amount
 of my Bill for the Quarter ending the 5th April 1797
 hereunto annexed.
 D Pollock
 £ 93.5.

4 To 2 Close Murreles for Coach horses
 very Strong - - - - } 1.1.0
 £ 93.5.0

David Pollock
Esq

24th April 1797

£93.5

8

His Royal Highness
The Prince of Wales

to D Pollock

paid for £93.5.0

January

February

March

Apr 14th


1797

25639 | 15

I Received the 20. April 1805. of
His Royal Highness the Prince of Wales by Gen^l. Hulse Treas^r
the Sum of Seventy two Pounds Eight Shillings Six pence
as the amount of the annexed Bill for the quarter ending
10. October 1804.

Stamp $\frac{\pounds 72. 8. 6}{1}$
 $\frac{\pounds 72. 7. 6}{1}$

David Tollock



His Royal Highness
The Prince of Wales

1797 To Baskley & Simpson L^{rs} P^d

Jan^y 7th To Staff^r Alter^r Amend^d a Saddle - 6.. 6
 To new Roles buck^l & flaps Amend^d } - 2.. 6
 a Girth
 To 5 P^{rs} of town made best Pol^d
 steel every large & heavy open bot^l } 3.. 13.. 6
 from Bannell's eye & Stirrup Irons
 To a P^r of D^o Patent & spring D^o
 Stirrup Irons } 1.. 16.. -
 19 To 1 P^r of D^o D^o Stirrup Irons - 1.. 16.. -
 To 2 long slip broadoon head straps - - 5.. -
 To a town made best Pol^d steel two
 tied broadoon bit mount^d wth round R^d
 head & D^o G^o rein wth steel stops } 1.. 11.. 6
 Plated buckles all over & Rich^d
 To 2 long Martingale headstalls to
 2 curb bridles } - 12.. -
 Feb^y 4 To a leather chin strap Plated buckles - 2.. 6
 To mend^d a Saddle border Pileh & flaps - - 7.. 6
 To a large Deal Box Pack^d 2 Saddle
 Books & 4 for fitchells } - 9.. 6
 18 To 2 best top skin Quilted flaps
 Saddle pomp^d as usual } 11.. 11.. -
 To 2 P^{rs} of strap beav^r flaps & Point
 straps } - 17.. -
 To 2 Iron hoops loops & sprogers wth Plated
 buckles } - 11.. -
 To 2 P^{rs} of Plated brass plate loops to D^o - 9.. -
 To 2 hog skin Quilted Pilehes as usual 3.. 3.. -
 20 To taking to Pieces an old Saddle Reven-
 -ing & showing the front new G^oeing
 Flaps spring D^o setting the seat Out^r
 together & Patch^d Amend^d & fix^d } - 12.. 6
 in Bannell's L^{rs}
 To 2 new Plated tuft nails to D^o Amend^d - 6.. -
 March 4 To Alter^r an^d other Saddle D^o D^o - 12.. 6
 To 2 Plated tuft nails to D^o Amend^d - - 6.. -
 6 To Alter^r an^d other D^o 2 Plated nails - - 10.. -
 9 To D^o D^o an^d other 2 D^o nails &c - 18.. 6
 16 To D^o D^o an^d other D^o Iron nails - 17.. -
 To 2 P^{rs} of Large silver Plated V^{rs}
 to 2 Martingales } - 14.. -


Car^d Over L^{rs} 32.. 18

1797

Bro. Cooper

Mar 20 To Alter. another Saddle as before - 12.6
 To 2 Plated buff nails to D. - 5.-
 To a new leather Pannell new straps
 Amend. another D. - 1. 1.-
 22 To Alter. another Saddle as before - 12.6
 24 To a town made best Pol. D. strong vol-
 tied & steel high Pot Grantham bit &
 twisted bradoon bridle ring loops &
 Double Roles Pol. D. heavy curb man-
 tied brown Martingale head extra
 round R. Caparin w. steel stops
 Plated all over Roles bush. P. Silk
 Spout & pattern Ribbin - 3. 10.-
 To a leather Chin strap Plated buckle - 2.6
 To Alter. another Saddle as before - 12.6
 27 To stuff Alter. Amend. a Saddle - 6.6
 To Alter. another Saddle as before - 12.6
 30 To Alter. 2 Saddles a second time
 as before & new straps to D. - 1. 5.-
 To 1 pair of new leather Quilted flaps
 to 1 D. - 1. 11.6
 Apr. 1. To Alter. 2 other Saddles second time 1. 1.-
 To a new leather Pannell & 2 new
 straps to 1 D. - 10.6
 To a Plated Roles buckle Amend.
 a bridle - 2.6

£ 45.11.6



£ 45.11.6
 26th April 1797
 James
 Messrs. R. & J. Simpson

Bro. Co. Co.

1797

- Mar 20 To Alter. another Saddle as before - 12. 6
- To 2 Plated buff nails to D. - 5. -
- To a new leather Parnell new straps
Amend. another D. - 1. 1. -
- 22 To Alter. another Saddle as before - 12. 6
- 24 To a town made best P. W. strong red
did studs high Port Grantham bit &
twisted badoon bridle ring loops &
Double Pokery P. W. heavy curb man
did brown Martingale head extra
you'd R. of green w. studs stops
Plated all over Pokery bush. P. W. silk
Spon. Satten Ribbon - 3. 10. -
- To a leather Chin strap Plated buckle - 2. 6
- To Alter. another Saddle as before - 12. 6
- 27 To Stuff. Alter. Amend. a Saddle - 6. 6
- To Alter. another Saddle as before - 12. 6
- 30 To Alter. 2 Saddles a second time
as before 4 new straps to D. - 1. 5. -
- To 1 P. of new leather Quilted flap
to 1 D. - 1. 11. 6
- Apr. 1. To Alter. 2 other Saddles second time 1. 1. -
- To a new leather Parnell & 3 new - 10. 6

London

17

Received of His Royal Highness The Prince of Wales,
by the hands of the Earl of Jersey, the sum of Forty Five
Pounds Eleven Shillings & 6^d being the amount
of my Bill for the Quarter ending the 5th April 1797
hereunto annexed.
For R. Aithby Esq^r
J. Simpson

L^{sd} 45. 11. 6

£45. 11. 6
24th April 1797
R. Aithby Esq^r
J. Simpson

His Royal Highness of Prince of Wales

J. Robt Blunt Sadler, at Windsor

1797

May 20 Three Dozen silk Lashes H. R. H. of Prince - 12 -
 Double belt w. plated buckles - - - - - 7 - 6
 Wund staying ascote all over - - - - - 2 - 6
 Wund leather and mending, 4 pairs of g. v. d. &
 and mending the shaftoe flaps of ascote & 4 -
 Wund mending best cloth and mending curb & - 2 -
 bidde for sundays - - - - -
 22 Wund Bottom and mending staying, a pattern fashion & 7 - 6
 Gen by order of H. R. H.
 24 Wund leather and mending, postillion, side & 3 - 6
 Large Horse Blizz w. scarlet binding by
 order of M^r Gaskoin to pack & sides side for
 to send to Cutchell - - - - - 2 -
 paid Carr. and Booking to Egham - - - - -
 June 19 altering the furniture Braces different times & -
 Wund loops to Raines and mending, Dr - 1 - 6
 Long curb strap w. plated buckles for harness bid 2 -
 Wund curb bidle w. Double head &

London 26 October 1797

Received of His Royal Highness The Prince of Wales,
 by the hands of the Earl of Jersey, the sum of Five pounds
 fifteen shillings being the amount
 of my Bill for the Quarter ending the 5 July 1797
 hereunto annexed.

for Robert Blunt
William Martin

L 5. 15

His Royal Highness of Prince of Wales

J. Robt Hunt Sadler . at

Windsor


1797

May 20 three Dozen silk Lashes H. R. H. of Prince 12
 Double belt wth ph. ted buckles - - - - - 7 6
 New Stuffing as a d^e all over - - - - - 2 6
 New Leather an^d Mending, a pair of spurs of w. d^e
 an^d Mending, the Shaft of flaps of w. d^e 4
 Mending the best Clth an^d Mending, a curb } - 2
 bridle for Sundays - - - - -

22 New Bottom an^d Mending, a pair of fashions } 7 6
 by order of H. R. H. - - - - -

24 New Leather an^d Mending, a postillion saddle } 3 6
 Large Horse Blizz wth scarlet binding by
 order of M^r Gaskoin to pack a side saddle } 8
 to send to Citchell - - - - - 2
 paid Carr. an^d Booking to Egham - - - - -

June 19 altering the Currier Harness Different times }
 New Drops to Hains an^d Studing a - - - - - 1 6
 Long curb strap wth ph. ted buckle for harness } 2
 best polished curb bridle wth Double head
 Double Hains ph. ted Rowle buckles the
 heads Martingale fashions, the buckles ph. ted
 all over in the front (over) wth Water Ribbon } 2 5
 Curb strap wth ph. ted Rowle buckle H. R. H. } 2
 24 New Runners to Currier Hains - - - - - 1 6
 ph. ted buckles, Cheep an^d Strap to copper Duck } 2 6
 an^d Tongue to buckle }
 four Bindings to Double bridle - - - - - 2
 Large tongue to Trace buckle } 1 6
 New Leather an^d Hasing, a Neck Collar - - - - - 2
 } 5 13





Robert Abunt
Chadler at Windsor

2^o to 5 July 1797

L^o 13

London

Received of His Royal Highness The Prince of Wales,

by the hands of the Earl of Jersey, the sum of Six pounds

two Shillings

being the amount of my Bill for the Quarter ending the 5 July 1797

herewith annexed.

J. Crowther

L. B. 2

Highness The Prince of Wales
To Samuel Crowther

Whip maker	£ 1 8
Keeper	2 6
on	1 6
er	6
Keeper and Coach	2 6
Stemens whips	2 6
Keeper	2 9
de	3 3
er Throy and fitting on	2 6
aper	1 6
shirts	15
shirts	12
ated postillions of	1 12
he feathers	3
ated Liverey whip	1 10
long and fitting on	3
and Keeper of footman	2 6
Ship	6
our horse throyd fitting on	3 6
<hr/>	
	£ 6 2

His Royal Highness The Prince of Wales
To Samuel Crowther

		Whipmaker	£ 18
1797			
15 April	.. a position thong & Keeper	---	... 2.. 6
17	.. a thong and Keeper	---	... 1.. 6
	.. a position Keeper	--- 6
10 May	.. a position thong Keeper and Tack	---	... 2.. 6
	.. fitting up a footmans shop	---	... 2.. 6
27	.. 2 thongs and Keeper	---	... 2.. 9
1 June	.. 2 S & S and Handle	---	... 3.. 3
	.. a Strait Keeper thong and fitting on	---	... 2.. 6
9	.. a thong and Keeper	---	... 1.. 6
12	.. 3 Strait Keeper whips	---	... 15.. -
	.. 4 pair horse whips	---	... 13.. -
	.. 2 Silver Mounted positions of	---	1.. 12.. -
	.. Engraving the feathers	---	... 3.. -
	.. 2 Silver Mounted Livery whip	---	1.. 10.. -
19	.. a four horse thong and fitting on S	---	... 3.. -
3 July	.. a livery thong and Keeper & footman's	---	... 2.. 6
	.. Lark to livery whip	--- 6
4	.. a Strait Keeper four horse thong & fitting on	---	... 3.. 6
			£ 6.. 2.. -

Samuel Crocker

Whymar

Dr to 5 July 1797

H^o 2

His Royal Highness the Prince of Wales

1797

To William Leader & Co

Jan 7 th A new floor cloth to the Curicle bottom & spring in	10 ⁰⁰
Taking off the under Carriage lining the Bench bolt holes & lining & screwing the Bench bolt putting the Carriage under a new key & screwing up the Carriage bolts to the Caravan	10
Cleaning oiling & adjusting the Patent Axes & Boxes of Landau	5
Cleaning oiling & adjusting the Patent Axes & Boxes of Post Chaise	5
Taking off the under Carriage lining the Bench bolt holes transom bottom of the Bench & Sway bar with leather & lining & new screwing the Bench bolt putting the Carriage under, a new nut & key	12
two new bolts & screwing up the Carriage bolts to the Coach	
two new bolts & screwing up the Carriage bolts to the Chaise Marine	3
Three new Circular Side Glases, a new back Glass & mending three Lamps	7 ⁶
Sewing on new loops to the strings & easing the Glases	4
Taking off the plated work of a set of Glass frames, repairing & mending & putting them on	12
Four new Chaises to the Housings & screwing in the axes	
A new plated button & fitting in to a Housing	4
A new strong Trunk Strap with a two inch Iron buckle & killed leather	7
Stuffing & covering the Post Coach Pole with new leather & a new strap & nailing on to the Pole to keep up the Pole pieces	10
9 A new Glass frame covered with new Cloth & squaring & fitting the Glass	8
Six new loops & setting the locks of the Venetian Blinds to rights to the Vis a Vis Landau	4
Two new bolts to the Venetian Blinds painted Blue & striped Yellow & new loops to the Blinds to the Princesses Coach	10
fastening the plated beads of two Coaches & Vis with plated pins	6
Easing the frames & sewing new loops to the strings of the Princess Coach	2 ⁶
fastening the plated beads on the Barges & Standards with plated pins to the best Coach	7 ⁶
10 A new Circular front Glass to a Lamp & Paint to the Post Chaise	3 ⁶

Carried over

L 6-11⁰⁰

1794

Bro. over L 6ull

1794

Jan 7. 12

Jan 7. 10 New strong set of hoop tire wheels painted & varnished in
 Permission picked out Blue & Yellow to the Post Chaise } 9-9~

Knocking the Patent Boxes out of the old wheels & boring &
 boring the new wheels & cleaning oiling & putting on } 1-~

one new bolt & screwing up the Carriage bolts } 2-6

Three feet of new wood lead to the Platform & putting on
 with brass & paint } 2-

11 Rechanging the Coach
 taking out the Steps & taking them to pieces, setting up all
 the beads & push rivetting the Joints with new rivets &
 setting them to rights & putting on the boards with new screws } 10-

Two new carpet boards to the Steps & painting & priming on
 & sewing on the trimmings, putting in the Steps & paint } 7-6

Taking off the hind Springs & taking them to pieces
 New additional back plates & new hoops & setting the rest of
 the plates to rights & rivetting together with new rivets } 1-2~

putting on the Springs, a new head to one stay & setting &
 putting on both screwing up the bolts & paint } 12-

Cleaning & oiling the Patent Boxes & Boxes } 5-

Cleaning & oiling the Braces hanging the Body & cleaning
 the furniture } 5-

A new brass hinge to a Door & putting on with screws & paint } 3-

A new Glass & putting in to the Landau & painting the cloth
 of the frame } 1-10

putting up four Springs to prevent the Glasses rattling } 5-

12 New plated hinge new Iron work & mending two Circular
 Lamps & paint } 6-

Taking the stuffing out of the inside seats, fresh stuffing
 them with curled hair & quilting with 16 Doz new tufts } 16-

Mending two pockets & painting the Lac of the Doors & lights } 2-6

Taking out the inside Steps & taking them to pieces, setting
 up the beads & push rivetting the Joints, putting on the
 boards with new screws & sewing on the trimmings to the
 Attendants Coach } 10-

Four new carpet boards to the Steps & painting & priming on } 14-

A new Carpet to the bottom board, made to take out with
 four loops & buttons } 12-

Mending a pocket of the board Coach } 1-

Taking off the undercarriage being the Bench bolt holes putting
 the carriage under, a new key & screwing up the carriage bolts } 7-6

to the Landau

Taking off the undercarriage being the Bench bolt holes & being &
 new screwing the Bench bolt putting the carriage under, a new key } 10-

& screwing up the Carriage bolts to the Post Chaise

Carried up

L 26-3~

Proc. Rep L 26 3 3

1797

6 11 ~
9-9 ~
1 ~
2 6 ~
2 ~
10 ~
7 6 ~
1-2 ~
12 ~
5 ~
5 ~
3 ~
1-10 ~
5 ~
6 ~
16 ~
2 6 ~
10 ~
11 ~
12 ~
1 ~
7 6 ~
10 ~
26-3 ~

Jan 12 Taking off the under carriage being the Bench bolt holes
 & lining & new screwing the Bench bolt putting the
 Carriage under a new key & screwing up the Carriage
 bolts to the Post coach

A New Great Carriage made of the best seasoned Timber
 & Materials neatly carv'd & run painted a fine yellow
 with Coat of Arms Coronet & Mantle & Garter on the
 hind pannell Crests Coronets Garters & Mantles on the
 Sides & Footboard Edges pick'd out Black & Varnish'd in the
 best manner, lined with fine Green Cloth & trim'd in the
 neatest manner with the best worsted livery trimmings
 two inside Seats with fine red falls & a floor cloth to the
 bottom, a great strong Carriage & 4 wheels suitable to the Body
 with Steel Springs & Braces & Sacks behind & Braces & Hoops
 before, a pair of Splintons with Collars & a strong
 Compass Pole, the Carriage & 4 wheels painted & Varnish'd in
 Vermillion pick'd out Black & Yellow, two Chalk, two
 Cross & two Collar Braces

A new large framed four hooped Circular Head cover'd
 with the best grain'd black leather lined with fine cloth
 & double compass Points to it made to take off occasionally

A large black leather kneebest lined & a cloth fall to it
 trim'd with lace

A Pair of Great Wings to the Sides cover'd with leather
 cloth & lace

A broad rim of plated lead all round the Edges of y^e wings

A Pair of handsome full plated Lamps to burn oil & fixing
 to the Sides with proper Iron work &c complete

A Spring Seat to raise the driver with a drawn Lock Key

A Wainscott Trunk under the seat with lock & hinges

A large Dashing before cover'd with leather neatly welted
 & fixing with Stays & bolts

A large leather flap welted all round to the Dashing Iron
 with Straps & plated buckles

A double Compass Prop before with Jointed Iron work
 Spring latch &c & a strap & buckle to it

A Pair of Single Steps & two braces to the Shafts cover'd
 with leather & fixing

Two best Steel Springs under the fore part of the body
 & fixing

A Pair of strong French Pole pieces with plated buckles
 with plated tongues

10 ~
60 ~
12-12 ~
3-5 ~
2-5 ~
3-5 ~
3-15 ~
1-4 ~
18 ~
2-16 ~
1-10 ~
1-16 ~
18 ~
4-10 ~
1-15 ~
£ 127 2 ~

Carried over

1797

Pro. over L 127-2-

1797

Jan 7/12 A new strong round collar to the pole & a braun & plated buckle to hold it up } 1-1-

A long rope covered with leather from the axis to the end of the pole with a Jack & Hooks covered with leather & straps & plated buckles } 4-4-

Extra in hoop for wheels run with a lead } 2-5-

D. in a Patent Crank'd Axle & Boxes } 15-15-

D. in plated beads all round the Head buckles to Braces &c } 1-10-

D. in plated beads to the body & handsome wrought scrolls to D. } 6-6-

D. in plated round rings for the Braces Head & Wings } 1-15-

A plated piece to the middle of the cross Braces with the Crest & Coronet engraid } -12-

Two handsome broad plated & chased hoops to the wheels } 2-2-

Covering & stuffing the pole with new leather } 8-

A spare Splinture with Iron work & paint } 7-6-

Duty paid at the Excise office } 10-6-

Jan 7/12

14

16

17

19

21

A new pair of strong neat burnish Harness & Bridles with short side round top plated buckles with plated tongues, plated terribles hooks & bolts, Martingale Braces made up with four buckles strongly plated on Iron with plated tongues, Four square Winkers double stitched with strong Iron plates in them & four silver emboid Crests & four coronets on D. tombach Gumpers & Candle Docks Fronts fringed with yellow silk Ribbon & Trims complete } 12-12-

A Pair of best Town made polished Duke's Club Bits with portmouths players rollers & polished double Curbs } 2-10-

23

A Pair of running Bridleons with Town made polished Bits made up with light straps with 3/8 plated buckles eight plated rivetts & four duc to the crown pieces } 2-18-

24

A Pair of best harness collars with double stitched wales & double stitched housings on the tops of D. } 2-2-

25

A Pair of solid harness covered with leather, with plated Clips Rings & duc & rivetting on the tugs with plated rivetts } 6-10-

Two neat double shirtd saddles with fair pannels leather scrimples with roller plated buckles eight silver rails & solid silver beads to the laps & cantles, Iron stands both & tugs } 4-15-

Four new silver emboid Crests & four Coronets & putting on to the skirts of the saddles } 3-

A new best Town made sliding bar covered with leather } 3-3-

Two silver emboid Crests & two Coronets put on leather & tacked round for hanging pieces to the fronts } 1-10-

Carried up

L 202-18-

	1794	Bred. up	£ 202-18 ⁰⁰
7-2 ⁰⁰	Jan 7-12	A Pair of Martingales from the Collars to the Girths made up with four plated buckles	14 ⁰⁰
1-1 ⁰⁰	14	New Iron work to a Lamp & putting it on with Scum & Spirit to the Princesses Coach	4 ⁰⁰
4-4 ⁰⁰	16	Going to the Coach-houses & fitting a new Screw to an inside lock handle	2 ⁰⁰
2-5 ⁰⁰		A new boot leg for the Postillion made up with three plated buckles Straps & Chapes	7 ⁰⁰ 6
15-15 ⁰⁰	17	Taking down a Spring Curtain setting the Carrel to rights & fixing up the curtain with one new line to the Post Chaise	2 ⁰⁰ 6
1-10 ⁰⁰		fastening the plated leads of the boots of two Coaches & the Cushion of the vis a vis with plated pins	7 ⁰⁰ 6
6-6 ⁰⁰		A new Pair of strong sew'd Collar Braces with black buckles cover'd with leather to the Coach	1-1 ⁰⁰
1-15 ⁰⁰	19	Altering & mending a Traine Collar	2 ⁰⁰ 6
12 ⁰⁰		Sewing on two pieces to the Collars, four newings to the ruggers five new loops to the Reins & four newings to the Winkers	11 ⁰⁰
2-2 ⁰⁰	21	Six newings to the false Bellybands & four new loops to D ^o	2 ⁰⁰ 6
8 ⁰⁰		Cutting & splicing two French Straps & sewing them Two new loops & sewing into the Chucks of the Bridles lining two new leads of the Splinter bar with two pieces of strong leather & sewing them on	4 ⁰⁰
7 ⁰⁰ 6		A new plated Cole piece Ring & shutting it on to the Haines	7 ⁰⁰ 6
10 ⁰⁰ 6		Two new plated round Terrets & fitting in to the Saddle Two new plated escutcheons & fitting them on to the Saddle to take the Terrets	4-1 ⁰⁰
2-12 ⁰⁰	23	Two plated Coupling Rings	6 ⁰⁰
		Repairing a hinge & mending a Circular Lamp & paint	5 ⁰⁰
2-10 ⁰⁰	24	A new boot leg for the Postillion made up with three plated buckles Straps & Chapes	7 ⁰⁰ 6
2-18 ⁰⁰		A new long point to a Wheel Trace sew'd 4 times	5 ⁰⁰
3-2 ⁰⁰	25	Lining 24 holes in the oil cover of the Body with leather & 12 new plated buttons & two new straps to D ^o to the Post Coach	10 ⁰⁰
6-10 ⁰⁰		Setting the Spring Curtains to rights & fixing them up with two new lines & mending the Pockets	4 ⁰⁰
		Mending four holes in the oil cover of the Post Chaise Body	1 ⁰⁰
4-15 ⁰⁰		Setting the Spring Curtains to rights & fixing up & mending the Pockets to the Attendants Coach	4 ⁰⁰
3 ⁰⁰		Setting two Spring Curtains to rights & fixing up & mending the Pockets to the border's Coach	4 ⁰⁰
3-3 ⁰⁰		Taking off the Coachmans Seat Cradle & one Seat Iron, a new shank to the Seat Iron & shutting on & putting it on, fitting & putting on the Stay, buckling on the Cradle & tying on the Seat, one new bolt & screwing up the carriage bolts to the border's Coach	7 ⁰⁰ 6
1-10 ⁰⁰			
2-18 ⁰⁰			

Carried over

£ 210-19⁰⁰

1797

Brought over £ 210¹⁹/₁₀₀

1797

- Jan^y 25 Mending the Dashing Leather of the carriage with two foot of new welt } — 2[—]
- fastening a hoop stick of the Salisbury Budget with screws & nails to the vis a vis } — 1⁶/₁₀₀
- fastening the plated beads of the Budget with new plated pins } — 4[—]
- one yard of Pipe leather } — 2⁶/₁₀₀
- A Pair of new strong French Polipices sewed four times made up with four plated buckles with plated Tongues } — 1¹⁵/₁₀₀
- Two new plated Escutcheons to the plated Fovieths } — 8[—]
- 27 Cutting a Pair of hand Reins shorter & sewing in the buckles with a new loop } — 1⁶/₁₀₀
- A new boot leg for the Postillion made up with three plated buckles Straps & Chapes } — 7⁶/₁₀₀
- Three new Straps & Chapes & sewing on a plated buckle to a boot leg } — 3[—]
- 28 Repairing a plated Coronet, a new plated bow & rivetting to the Coronet & screwing in the Creeps & putting it on to the Roof of the vis a vis } — 7⁶/₁₀₀
- 30 A new large full plated sil Linen Cover to the Seat (both hind with Russian bound with Blue worsted binding & a cloth Seat to D.^o) } — 4¹⁵/₁₀₀
- A new large sil Linen Cover & Apron to go round the Coachman hind with Russian & bound with worsted binding Tape Straps &c } — 4¹⁵/₁₀₀
- A new large full plated sil Linen Cover to the Seat (both hind with Russian with a cloth top to D.^o & bound with worsted binding } — 4¹⁵/₁₀₀
- A new large sil Cover & Apron to go round the Coachman hind with Russian bound with worsted binding Tape Straps to D.^o } — 4¹⁵/₁₀₀
- Two new point Straps to the Coach made up with plated buckles, & a new plated tongue to a buckle } — 3[—]
- 31 Unhanging the Coach } — 12
- Taking off the fore & hind Body Springs taking them to pieces, adding four new additional back plates, & setting them to the same shape & rivetting together with new rivets & studs } — 2²/₁₀₀
- putting on the Springs four new bolts & paint } — 13
- Taking off the hind Springs & altering them, taking a plate out of each of them & rivetting them together with two new hoops rivets &c } — 14
- putting on the Springs & setting & putting on the Stays, one new bolt new screwing six, screwing up the bolts & paint } — 14
- cleaning & oiling the braces hanging the Body & cleaning the furniture } — 5[—]
- A new grate & mending a Lamp & paint } — 3⁶/₁₀₀

Feb^y 1 one yard of Pipe leather } — 2⁶/₁₀₀

Carried up

£ 228⁷/₁₀₀

Date	Description	Amount
10/19/97	1797	
Feb 1	Cleaning & oiling the Patent Axes & Boxes	5 ⁰⁰
2	Taking off the bind under Stays cutting shutting fitting & putting them on	4 ⁰⁰
1 ⁰⁰ 6	Two new screw'd Slip loops plates & nuts & putting on three	15 ⁰⁰
4 ⁰⁰	new bolts screwing up the Carriage bolts & paint	
2 ⁰⁰ 6	Taking off the glass locks cleaning & oiling them & putting on with new screws	4 ⁰⁰
1 ⁰⁰ 15 ⁰⁰	2 New large screw'd Wrench for the Patent Axes	1 ⁰⁰ 1 ⁰⁰
8 ⁰⁰	A new silver'd back glass & preparing a Lamp & paint	5 ⁰⁰
1 ⁰⁰ 6	Two new long Straps made up with two plated buckles to take the Reins & cross Bits	6 ⁰⁰
7 ⁰⁰ 6	Two new Chaps loops & billet leathers & sewing on to the footmans holders	2 ⁰⁰
3	4 New Pair of broad leather Crown pieces to the wheel Bridles made up with two round plated head rings with long sockets stiff Straps with buckles & Decs plated all round & sewing them on with four new plated Decs	1 ⁰⁰ 16 ⁰⁰
7 ⁰⁰ 6	A new plated Spring hook to a Trace	16 ⁰⁰
	Two new plated Escutcheons to the Ferris	1 ⁰⁰ 6
	6 New pipe & sewing in to a collar	4 ⁰⁰
	Two new leather handles & sewing on to a kneeboot	2 ⁰⁰
4 ⁰⁰ 15 ⁰⁰	8 Twelve new slide loops & sewing on to the Bridoon Straps	3 ⁰⁰
	Two new loops & sewing on to the false bellybands	1 ⁰⁰ 6
	Two new loops & sewing on to the Bruckens tugs	
	Four new loops & sewing in to the long Girths	5 ⁰⁰
1 ⁰⁰ 15 ⁰⁰	Two new Chaps & sewing in to the collars	
	Two new Chaps & sewing in to the Bruckens & a new tug to a falling leather to a Bruckens & sewing in the buckle	
3 ⁰⁰	Two new leather Caps & plated buttons to the Pole bolt & nailing on to the furchells	2 ⁰⁰
	12 Four sewings to the collars, four new loops to the Bruckens tugs & sewing in. & a new Chape to the end of a Housing	4 ⁰⁰
2 ⁰⁰ 2 ⁰⁰	A new leather Cap to the Pole bolt	
	13 Four new tugs to the Collar buckles made up with four new plated buckles with plated tongues	19 ⁰⁰
	A new Cant'd socket & fixing into the Saddle	
	fitting the Ferris & fastening a middle Ferris with a new Nut & a new plated Escutcheon	
1 ⁰⁰ 10 ⁰⁰	Four new plated Decs to the Crown pieces	
5 ⁰⁰	14 A new billet leather & loop & sewing it on to a false bellyband	3 ⁰⁰
	A new Chape & loop & sewing on to the Dock of a Carriage	
	a new 18 plated buckle & sewing into a Dock with a new loop	
3 ⁰⁰ 6	Two new plated tongues to the Harness buckles	
2 ⁰⁰ 6	Two new Straps to the Cradle & straining it on to the Caravan	10 ⁰⁰

Carried over £ 236⁰⁰ 6⁰⁰

- Feb 14 Straining the axle & tying on the Coachmans Seat to the best Coach - 2-6
- Repairing several places in the Carriage & Wheels three Colours at the Stables } - 4-
- 17 Taking off the under carriage lining the Bench bolt holes & bottom of the Bench & turning & new screwing the Bench bolt putting the carriage under, a new key & screwing up the Carriage bolts to the Chaise Marine } - 10-
- Taking off the under carriage lining the Bench bolt holes & bottom of the Bench putting the carriage under, a new screw & Bench bolt nut & key & screwing up the Carriage bolts to the Caravan } - 13-
- Taking off the under Carriage lining the Bench bolt holes & lining & new screwing the Bench bolt putting the Carriage under a new key, one new bolt & screwing up the Carriage bolts to the Attendants Coach } - 8-6
- Repairing several places of the paint of the Carriage &c - 2-6
- Repairing the paint of the Carriage & painting the Points of the Head of the Sociable at the Stables } - 2-6
- 21 Six yards of blueing Carriage } - 6-
- Repairing the paint of the various Stays & several places in the Carriage & Wheel of the Carriage & repairing the paint of the Carriage &c of the vis a vis } - 5-
- 24 Rechanging the best Coach & preparing the Body for varnishing } - 7-6
- four new plated rollers & scrolls to the bottom Points } - 1-10-
- Taking off the fore & hind Body Springs altering them & setting them of a different shape & fresh tempering them & filling up & rivetting together with new rivets & four new T Studds } - 1-15-
- putting on the Springs screwing up & painting } -
- Taking off the Salisbury Budge & Blocks & hind Standards } -
- Washing the Carriage to pieces } -
- A new strong Compass Bench, a new Pair of hind Wrings } - 7-10-
- A new hind axle Bed Spring Bed & two new mounting pieces all carid & run & framing the hind end together } -
- Two strong Iron plates to the sides of the Bench & putting on with rivets & screws } - 3-6
- A new tongue plate & ferrill & a new short plate to the hind end & putting on with screws & nails } - 16-
- A new plate to the Spring bed & putting on with screws & nails } -
- A new fore transom horn bar & roofing piece carid & run & framing together } - 2-10-
- Eight new carriage hoops & driving up } - 1-
- Two new cross pieces run & framing in the transom } -
- A new whole plate & six new filler pieces carid & run & putting on with screws } - 1-2-

Carried up £ 259-7-11

for Right work - 3

		25639/19	259 ^u 7 ^w
16 ^u 6	1777	Bro't up	
2 ^u 6	Feb 24	Two new sockets to the horn bar & putting on	11 ^w
11 ^w		A new strong horn stay & putting on	
		A new Pair of scroll blocks, a new middle block & a new hind footboard all carid & fram'd & putting on	3 ^w 3 ^w
10 ^w		Setting the footmans Step & bread Step to rights & boring on	3 ^w 6
		A new strong set of Gorman Steel Springs with Stays & fastenings complete & boring on	7 ^w 10 ^w
		Boring on the Salisbury Budget blocks & hind Standards	14 ^w
13 ^w		Setting in the hind Patent axis, two new screw'd Clip hoops plates & nuts & putting on	10 ^w
		A new fore axis bed, a new pair of forebells	
8 ^u 6		A new Splinter bar & two new felly pieces all carid & fram'd together	3 ^w 18 ^w
		fitting & putting on the Cross key & nose plates with nails	
2 ^u 6		A new strong socket Transom plate & putting on with screws & nails	10 ^w
2 ^u 6		Setting in the Patent axle, two new screw'd Clip hoops plates & nuts & putting on & fitting & putting on the bottom Stays & Clips	12 ^w
6 ^w		fitting & putting on the Splinter bar sockets & inside wheel Irons	
5 ^w		two new locking blocks & nailing on	11 ^w
7 ^u 6		Covering the ends of the transom & putting the Carriage under, a new screw'd Perch bolt with key	
10 ^w		A new strong Compass Pole & fitting in	11 ^w
		A new Pole Ring & putting on & a new staple Gib & Straps	10 ^w
15 ^w	for Right work	A new strong Compass Pole & fitting in	11 ^w
		A new Pole Ring & putting on & a new staple Gib & Straps	10 ^w
		putting on the plate hook to one of the Coles	2 ^w
		30 New bolts new screwing 25 & screwing up the bolts of the Carriage for Painting	1 ^w 19 ^w
10 ^w		Cleaning & oiling the Patent Axles & Boxes	5 ^w
		Four new plated loops to the tops of the Springs	1 ^w 4 ^w
6 ^w		Repairing the paint of the framing two colours, colouring the Groves & cleaning & varnishing the Body in the best manner, painting & putting out the Lamps & Body Springs & silvering & shadowing the Snake Loops	2 ^w 10 ^w
16 ^w		New Painting the Carriage & Wheels Red Varnish'd in the best China Varnish, picking out all the carid & Iron work Blue hind with Yellow & clear Varnishing D. ^o	4 ^w 10 ^w
10 ^w		Repairing the leather of the Body Salisbury Budget & borders to the hind Standards in the best manner	2 ^w 10 ^w
1 ^w 2 ^w		Cleaning & oiling the Braces hanging the Body & cleaning the Furniture	5 ^w

Carried over

L 292-18^u6

1797

Bro. over L 292-18th

1797

- Feb 21 putting on the Head plates with new pins — 5[—]
- Setting a Spring Curtain to rights & fixing it up & brushing out the inside. Three new silk tufts to the inside seats — 5[—]
- 27 Two new straps to the Breachers & sewing in the buckles — }
 Three new loops & sewing into the Crumpeurs — }
 Four new loops & sewing into the long girths — }
 A new plate on a Chape & sewing into a Crown piece — }
 Two new loops & sewing into the Reins — } 7[—]
 A new plated buckle strap & Chape & sewing it on to the Platform — }
 Two new anted sockets to the Saddles & fitting in the Ferrits — 5[—]
- 28 Taking off the hind Standards, two new long bolts to the Carriage & putting in, putting on the Standards & screwing up the bolts to the axis bars — 4[—]
- Taking off the Iron Pole hook, setting it to rights, covering it with new leather & putting it on to the Caravan — 3[—]
- March 1 A new strap & plated buckle to a Pole hook — 2[—]
- Covering a Pole hook with new leather & sewing on — 2[—]
- Repairing a Main brace of the Sash Marine with two new pieces of leather sew'd four times — 5[—]
- fastening the Coachmans Seat with a new strong strap — }
 2 Cleaning & oiling our wheels & a new flammeth for a Reservoir to a Patent Astre & Box of a Coach wheel — } 7[—]
- 3 A new billet leather & loop & sewing on to a footman's saddle — 1[—]
- Four new strong leather points to the Traces & sewing them four times each — 18[—]
- Piecing out two Collar braces with new leather & sewing them round — 3[—]
- 6 Taking out an inside Step of the Post Coach & taking it to pieces, a new board made setting up the rest of the Traces & rivetting the Points with new rivets & putting on the boards with new screws — 10[—]
- sewing on the trimmings, putting in the Step screwing up & painting & repairing the Paint of the Pole — 3[—]
- Casing the Glases & Blinds to the Town Coach — 2[—]
- 7 A new square plate Glase to the back of the best Coach & putting in — 5[—]
- 9 A new hind axis hoop & driving up & fitting & driving the washer, lining the Pole in the furchells, two new bolts & screwing up the carriage bolts to the Caravan — 7[—]
- lining the Pole in the furchells to the hair Marine — 1[—]
- 10 Repairing & fastening the plated head & a new piece of head & putting on to the Coach — 5[—]

Carried up L 298[—]2[—]

Date	Description	Amount
2-18 th Feb 1797	25639/14	Bred up £ 298 ² / ₂
5 th March	Two new point Straps with plated buckles	3 ^u
5 th	Two new leather points to the Girths of the Saddles & sewing them on	5 ^u
	Four scurings & two new loops to the false Bellybands	4 ^u
	Six new loops to the Reins	
	tying up the leathers of Six beads of the Rollers with new thongs	1 ^u / ₆
7 th	Six new rings scurid on to the seat cloth to keep on the oil linen cover	1 ^u
	Twelve new broad leather fronts made up & covered with shalloon	3 ^u
5 th	Two new point Straps with plated buckles	3 ^u
16 th	A new lath to the Coachmans seat & putting on with screws	5 ^u
14 th	fresh stuffing the seat & tying it on to the Coach	
	Shaving the Cradle fresh stuffing the Coachmans seat & two new Straps tying it on to the sides	10 ^u
3 rd	Two plated Coupling Rings	6 ^u
2 nd	21 Taking off the Coachmans seat Cradle & one seat Iron	
2 nd	a new ferrill to the top of the Standard & putting on	
	putting on the seat Iron & fitting & putting on the stay	8 ^u
5 th	buckling on the Cradle & tying on the seat, one new bolt & screwing up the Carriage bolts to the best Coach	
7 th	Taking off the under Carriage lining the Bench bolt holes transom & way bar with leather, putting the Carriage under, a new screw'd Bench bolt mett & key & screwing up the Carriage bolts to the Attendants Coach	12 ^u
1 st		
18 th	22 Taking off the hoop ties of the carriage wheels cutting two joints cutting & shutting the ties & putting them on again with all new nails	1 ^u / ₁₂
3 rd	Cleaning & oiling the Patent axis Boxes of the Carriage	3 ^u
	Cleaning & oiling the Patent axles Boxes of the Coach & repairing & fastening the Cutloos	7 ^u / ₆
10 th	23 Taking off the Coachmans seat Cradle & seat Irons	
	A new Pair of strong flatt seat Irons with stays & shutting on, buckling on the Cradle & tying on the seat to the Princes own Coach	1 ^u / ₁₀
3 rd		
2 nd	A new french Pole Ring & putting on & painting it to the Attendants Coach	7 ^u / ₆
5 th	Taking off a hind hoop tie cutting & shutting it & cutting a joint, one new spoke & dowel & putting in, & putting on the tie with all new nails	12 ^u
7 th		
1 st	24 Four new very strong Main Braces said four times made up with four strong black buckles to the Chaise Chaine	4 14 ^u
5 th	Four new point Straps with Iron buckles	4 ^u
	A new strong Spring to a Spring hook & fixing it in	2 ^u
	A new plated buckle & sewing into a hand Reim	1 ^u

Carried over

£ 312¹²/₆

1797

Bred over £ 312-12-6

1797

March 27 A new leather Muzzle for the Dog made up with three plated buckles } 4⁰⁰

A new strong leather pad to take the side of the Pole &urchells }
 sew'd all round made up with three plated buckles & stuff'd } 4⁰⁰
 with floss to keep the Horse from kicking the urchells }
 Two new boots for the Horses legs made up with two plated }
 buckles to keep them from cutting } 4⁰⁰

29 A new Great Circular half pannel'd Rail'd Carriage made }
 of the best seasoned Timber & Materials neatly carv'd & run }
 painted a fine Blue & varnished Lind with Blue Morocco }
 leather stuff'd & quilted & turn'd in the neatest manner }
 with yellow Morocco Leather two inside Seats & a floor }
 cloth to the bottom welted with yellow Morocco leather }
 A neat strong Carriage & Wheels suitable to the Body }
 with an Iron screw'd Axis Steel Springs Braces & Sacks }
 behind & Braces & Hoops before, a pair of Splintres with }
 Collars & a strong Compass Pole, the Carriage & Wheels }
 painted Blue & varnished two Crosses & two Collar Braces }
 Extra Expence in a Pair of long Steel Springs & fixing }
 under the fore part of the Body } 45⁰⁰

A Pair of strong Pole pieces sew'd four times made up }
 with plated buckles } 1⁰⁰ 15⁰⁰

A new strong Collar to the Pole & a strong Brace & plated }
 buckle to hold it up } 1⁰⁰ 4⁰⁰

A Spring Seat cover'd with Morocco leather welted } 1⁰⁰ 4⁰⁰

A large Dashing Iron before cover'd with leather & fixing }
 with Stays bolts &c } 2⁰⁰ 16⁰⁰

A double Compass Prop with Jointed Iron work & fixing } 1⁰⁰ 16⁰⁰
 Extra Expence in a Morocco leather lining } 4⁰⁰ 14⁰⁰

D^o in a turn'd Crank'd Axletree with reservoirs } 3⁰⁰ 10⁰⁰

D^o in hoop tyre wheels run with a bead } 1⁰⁰

A Silver Emboss'd Crest & Coronet to the Cross Braces } 12⁰⁰

A Pair of handsome full plated Lamps to burn oil & }
 fixing with Iron work &c } 4⁰⁰ 4⁰⁰

A Pair of Compass Shafts with Iron work & sockets } 2⁰⁰ 10⁰⁰

A Splintre with a Collar & Stays to use occasionally }
 with one Horn } 14⁰⁰

Covering & stuffing the Pole with new leather } 8⁰⁰

Covering the fronts of the Shafts with new leather } 6⁰⁰

Duty paid at the Excise office } 10⁰⁰ 6⁰⁰

A small wrench for the screws of the Reservoirs } 2⁰⁰ 6⁰⁰

A large screw'd wrench } 1⁰⁰ 4⁰⁰

£ 390-15-0

Carried over

12-6	1797	25639/19	Bnd. up L 390-15
4	March 29	A new Pair of strong Meat (worn) Harness & Bridles with short side plated buckles with plated tongues let in, four brown leather round cornered Winkers stitched round with plated bead frames to D. & four Silver Embossed Crests & four Coronets on D. Martingale Traces with four strong buckles plated on Iron, four Martingale loops made up with four plated buckles & straps & four straps & plated buckles to the Trace buckles turnback Cruppers & Rocks made to buckle on with two buckles each Bridles fringed with yellow silk Ribbon & brown leather Pans	12-12
		A Pair of the best Town made polished Dutch Buck Bits with portmouths playere rollers & polished double Curbs	2-10
		A Pair of running Saddles made up with Town made polished Snaffle Bits Eight Straps & 38 plated buckles Eight plated Cross Swivells & four reins to the Crownpieces	2-18
		A Pair of harness Collars with double stitched wales & double stitched housings on the top	2-2
10		Two Pair of best solid harness covered with leather with plated Clips Rings & reins & something on the trigs with plated Rivets	6-10
15		Two new great double shirled Saddles with leather	
4		Serringles & plated buckles brown leather seats & top	
4		Shirts plated drop down Ferrills hooks & bolts Eight	4-15
16		Silver Snails & solid Silver beads to the pommells & Cantles four Silver Embossed Crests & four Coronets put on to the	3
16		Shirts of the Saddles	
14		Two new double Mortice Stands plated all over with	1-14
10		plated bolts & keys & fixing to the Saddles	
12		Extra Expense in the Trace buckles being plated all over on Iron with bars & plated tongues let in & plated Spring	4-10
14		hooks bolts &c	
14		Two Silver Embossed Crests & two Coronets put on leather	1-14
10		& stitched round for hanging pieces to the fronts	
14		A Pair of Martingales from the Collars to the Girths	2
8		made up with four plated buckles with two Silver	
6		embossed Crests & two Coronets stitched round on D.	
10		Two Martingales from the Bits to the Collars made	16
2		up with four plated buckles	
15		A Pair of spare Bridles Pans with round cornered plated	4-4
		buckles with plated tongues let in, four brown leather	
		Winkers stitched, with four Silver Embossed Crests & four	
		Coronets on D. the Fronts fringed with yellow silk	
		Ribbon	

Carried over

L 440-0-0

1797

Bro't over £ 1110-0-0

March 29 Extra in plated lead frames to the Winklers 2-2^u
 A Pair of best Town made polished Dubelchuk Bits with portmouths players rollers & polished double curbs } 2-10^u
 A Pair of brown leather running Bridoons with Town made polished Snaffle Bits made up with Eight Straps with plated buckles Eight plated Crook Snufflets & four Decs to the lower pieces } 2-18^u
 Two Silver Embos'd Crests & two Coronets put on leather & stitich'd round for hanging pieces to the fronts } 1-14^u
 A Pair of Martingales from the Bits to the Girths made up with six plated buckles } 1-14^u
 Two new neck Straps to receive the Martingales made up with two plated buckles } 1-14^u
 A Pair of Spare Crupper's with tombacks galling leathers & Docks made up with four 3/8 & two 1/4 plated buckles } 18^u
 Mending the oil Cover of the Landau Vis Seat Cloth & three new Straps to it & three rings & sewing on to the Seat Cloth } 5^u
 Setting two Spring Curtains to rights & fixing up }
 Setting a Spring Curtain to rights & fixing up }
 Mending the Lace of the Seat Cloth, two new end leathers & two rounds to the Splinter bar to the Prince's Coach } 6^u
 Mending the Seat Cloth to the border'd Coach } 5^u
 Sewing the leather to a step & sewing the Lace to the Seat Cloth to the Attendants Coach } 2-6^u
 A large Patent Screw'd Wrench } 1-14^u
 A Small Wrench for the Reservoir Mouth } 2-6^u
 31 one new Bolt & screwing up the Carriage bolts to the Vehicle } 2-6^u
 April 4 Taking off the Salisbury Budget, a new long Bolt to the horn bar & putting in, putting on the Budget & screwing up the Horn } 5^u

London 17

Received of His Royal Highness The Prince of Wales, by the hands of the Earl of Jersey, the sum of Three Hundred Forty Nine pounds Seven Shillings & 6^u being the amount of my Bill for the Quarter ending the 5 April 1797 herewith annexed.

for Self & Co
 Robert Lucas

£ 349. 7. 6

£ 349. 7. 6

25639/19

10-0-0

2-2

2-10

2-18

1-14

1-14

18

5

6

5

2-6

1-1

2-6

2-6

5

6

3-6

2-6

5-11-7-6

15

19-7-6

William Leeson
Leather to 5th
April 1797
Coachmaker
F 349-7-b

1797

25639 / 20

London August 7th 1798

His Royal Highness the Prince of Wales

Bought of Bunnell's Day
Lawmen Bedford Street Covent Garden.

14 Sets of elegant devices embroidered with Gold & Silver on a saddle cloth, consisting of Warlike Trophies with his Highness's crest and crown in the center of each	}	70
11/8 yds Silver french braid	2/6	1.9.8
8 yds Silver rich scalloped edge Mousquetaire lace to go round	}	11/ 4.8 ..
		75 .. 17 .. 8

Sadler

1798

Delivered out
of the register
Date -

Turnell & Day

Facemans

~~London 1798~~

20 to 10th October 1798

£45⁰ 17⁰ 8

[Decorative flourish]

His Royal Highness

The Prince of Wales)

1798

To J Pollock £ 5 0

- July 14th To a red morocco dog collar, silver plate engraved & stitched } 10. 6
silver
- To a polished bitt & bradoon bridle, made up tanned, the } 1. 11. 6
buckles plated all over, and with a Chin Strap
- To a black Martingle for a headstall with 2 plated buckles - 4. 6
- 16th To 3 new polished double chains to bits & 2 with new studs - 15. 6
- To a polished curb with ring to one side - 4. 6
- 17th To a new saddle with Dooskin seat & fan Cantle to } 3. 13. 6
slip out, & with patent stirrups & long leathers & girths
- To a pair of holsters & Straps with plated buckles - 16. 6
- To a Breastplate & Crupper - 7. 6
- To a furniture pad with plated buckles & Straps - 4. 6
- 18th To a superfine blue cloth rich husband furniture } 9. 15. 6
zigzag yellow border, with rich embroidery, with wadded
braid & lace, lined fastian & interlined
- To 8 pairs of yellow roses & 12 yards of Ribband - 4. 4. 6
- To 6 Cruppers with whole plated buckles & handle docks - 18. 6
- To 3 fine white bradoon collars with plated buckles & rings. 1. 11. 6
- 19th To altering a tyger furniture very much & new lining } 1. 11. 6
& fine tyger skin to piece
- To a 10th fine polished bitt & bradoon bridle the bitt } 4. 4. 6
with double chains & bolts
- To fixing the rings & studs of a fine polished bitt - 3. 6
- To a new polished curb to do - 3. 6
- To a Chin strap to a bridle with plated buckle - 1. 6
- To mending a bridle in several places - 1. 6
- 25th To 12 very large fine sponges - 2. 14. 6
- To 12 large fine buff skins - 1. 4. 6
- To a pair of plain stirrup leathers, flesh side out & } 5. 6
double loops
- To a pair of 3 barred very stout patent stirrups - 1. 11. 6

Carried over

£ 36. 17. 6

2

1798 . *Dr.* over S. D.

July 25th To 6 long cut water brushes - - - - - 12.00

To a pair of very thick pannels in a saddle - - - - - 10.6

To 28 fullar reins with billets & roller buckles - - - - - 3.10.00

28th To 12 flat hemp halters - - - - - 12.00

To 12 largest size Coach horse rugs bound scarlet & Hetero C. 6.6.00

To 6 pairs of lined stirrup leathers with roller buckles - - - - - 1.10.00

To 3 pairs of plain D^s - - - - - 12.00

To 6 serge rubbers - - - - - 15.00

To 6 large mane Combs & Sponges - - - - - 6.00

To 12 scarlet striped 2 Strap rollers web reins & made
up with 2 wide straps, 6 with Dees & bearing reins } P. D. 00

To 6 narrow linen web rollers two straps each, 3 with D^s & 4.4.00

To mending 3 bradoons of the footman's bridles in several
places - - - - - } 3.6

Aug³rd To mending 3 watering snaffle bridles, one new rein & one
new headstall & a new throatlash to another & mending } 7.00

To mending two saddle horse collars with new leather
& lengthening & new piecing the headstalls - - - - - } 3.6

7th To mending & new binding in several places & some
bound all round, viz. 8 Kersey Check 2nd Cloths & 6 breasts }
4 new breast straps & piecing, with Kersey & Cloths very
much - - - - - } 1.5.00

To mending 7 Rollers very much & piecing across & 7 Straps - - - - - 14.00

To mending a Waterdeck in several places & piecing the
strap with 12 inches of new leather - - - - - } 2.6

9th To 2 fine white bradon collars - - - - - 1.1.00

To 5 pair of roses & Ribband - - - - - 2.12.6

To a Hussar saddle with plated bead round the head
& cantle, doeskin seat & stuffed flaps, patent stirrups &
leathers & girths, & fine blanket pannel - - - - - } 5.14.6

To a pair of holsters & laced on - - - - - 14.00

To a split Crupper & plated buckles to the saddle - - - - - 5.6

To a breastplate with a plated buckle & long strap - - - - - 5.00

Car^d over

L 74.11.6

1798

Bro^t over

S. D.

74.11.6

- Aug^r 9th To a Hussar fine blue cloth furniture laced with silver lace & braid figure in each corner & at each side of the lau } 8.17.00
- To a green Baire bag & loose Baire to cover --- 8.6
- To a packing case --- 9.6
- 15th To 4 furniture black heads & reins with Houbands & buckles plated all over & with woods in the Houbands & plated top Chains } 4.12.00
- To 2 black leather Martingales & neck strap with buckles plated all over } 1.8.00
- To 2 black leather light Collars with plated buckles & rings } 1.5.00
- To a Snyger skin Hussar furniture made of 2 Snyger skins the furniture lined justian & with natural paws behind } 8.19.00
- 17th To a plain blue Hussar furniture bound blue & blue silk tassels, blue morocco flaps & lined fine blue cotton } 5.9.00
- To a blue furniture superfine cloth & laced with silver braid lace & 2 silver tassels } 6.14.00
- To 6 pairs of yellow ribbon roses --- 3.3.00
- 21st To 2 polished pistol bits with double silver chains at bottom & polished Chin chains & curbs } 3.18.00
- 25th To a best plain hogskin saddle for harness with stirrups & leather double girths, plated nails & 8 girth straps } 2.12.6
- To a silver plated Dee & beating rein strap with harness plated buckle } 5.00
- To a fine black Morocco bridle headstall & rein studded with Corays & front piece & ornaments & plated buckles } 9.7.00
- To a black Morocco breastplate studded with Corays - 2.5.00
- To a black Morocco Crupper D^o --- 1.11.6
- To a red Morocco bridle studded as above --- 9.7.00
- To a red Morocco breastplate D^o --- 2.5.00
- To a red Morocco Crupper D^o --- 1.11.6

Car^d over

£ 148.19.00

1798
Aug. 25th

Dr. over

L S D
148.19.00

179
Aug.

To a green Baize Bag & loose Baize for the black bridle - 3.00
 To do do do do for the red bridle - 3.00
 To a Coat Case for Supar complet - 1.1.00
 To new lining 2 living furnitures & 4 new silver plated
 buckles & Chapes & mending the binding in several places } 12.00

Sept. 10th To stuffing & mending 3 position saddles & a new Gullet plate - 8.6

15th To stuffing a Saddle & 2 new girth straps - 2.00

15th To 3 pairs of large lined saddle bags with straps & locks - 5.0.00

To 4 yds of yellow roes & Ribbands - 2.2.00

To 12 large buff skins - 1.4.00

To 12 large fine Coach Sponges - 2.14.00

To mending 6 saddle horse collars in several places
with new leather } 13.6

21th To mending 3 Snaffle bridles in several places with new
leather } 4.6

To mending 2 Saddle horse collars & piecing the headstalls
new & new Chucks } 3.6

To lengthening with new web two rollers & mending very
much & one new Strap } 4.00

27th To a best Supar saddle with doeskin seat & patent
stirrups & leathers & girths, stuffed flaps & blanket panel
& silver plated bead round the head & cantle } 5.14.6

To a pair of holsters & placed on - 14.00

To a split Cupper with plated buckles - 5.6

To a breastplate with plated buckle - 5.00

28th To a large packing Case - 9.6

To 6 very large saddle horse Reys bound scarlet - 3.3.00

To a polished bradoon made up tanned headstall &
reins for a bridle } 9.00

30th To a superfine scarlet Supar furniture with 4 Gold
embroidered Crowns & Cuppers & R at the corners &
laced with silver Lace & Braid, lined, interlined, & surcingle } 12.10.00

To a green Baize Bag & 1/2 yd. of wide Baize to cover - 8.6

To a packing Case - 4.6

Car. d. over.

£ 188.13.6

1798

Bro^{rs} over

- Aug^r 30th To 3 new straps & 2 new broad loops & mending very much 6 Body Rollers } 9.6
- To 1 new polished roller buckle & new square & mending a horse collar very much } 2.00
- 31st To mending a Roller & 2 Buckles 1 1/2 Inch wide } 2.00
- To a new hogskin seat in a postillion saddle & new backs & welts & repairs } 14.00
- To 4 silver plated nails } 6.00
- To a pair of new pannels D^o } 9.6
- Oct. 1st To 3 leather hunting breastplates the split part lined & stuffed & 3 plated roller buckles each } 2.17.00
- To repairing 1 D^o as above with new leather } 1.00
- To 3 lined double girths with roller buckles for postillion saddles } 16.6
- To 2 new reins to 2 bridles with silver plated buckles in the middle } 8.00
- To a new noseband to a headstall martingle with pieces of wood sewed in } 2.6
- To mending a bridle in several places } 1.00
- To mending a saddle horse collar & a new Throatband } 1.6
- 4th To new boiling the silver of a half moon turkey bridle (Radcliff) & new waterguiding some of the half moons & new black leather & stitching silver & the Poppers of the Bitt D^o } 6.15.00
- To a Breastplate D^o } 19.00
- To a Crupper D^o } 17.6
- 7th To a pair of scarlet Roses & Ribband } 10.6

£ 204.5.00

Short added } 1.00

£ 204.6.00

His Royal Highness
The Prince of Wales
Esq. D. D. Bock
London £204.5.0
July
Aug^r
Sept

1798

David Bock
London
to 10. Oct 1798
£204.6 -

His Royal Highness the Prince of Wales.
To William Leader Esq

1798

April 7	One new belt of sewing up the Carriage bolts to the Attendants (each	2 6
	Three new slide loops to Martingales	2
	New plated buckle of sewing it into a Bridle with a new loop	
	Cutting three pair of hand reins shorter of sewing in the three buckles again, two new loops of sewing them into the Gupper of a new Chape of sewing in the D to a Bruchin	4 6
	New pair of broad leather Gupper with turnbacks, gauling Leathers of two plated buckles with plated tongues	1
	Two new candle Docks made up with four plated buckles with plated tongues	3
	Two new Hipstraps to the Gupper to take the Bruchin Tugs	6
	New pair of broad false Bellybands made up with four plated buckles with plated tongues	18
	New strap to a Bruchin made up with a buckle of two new loops sewing in the buckles to eight other straps of a new Chape of four sewings to a Bruchin six sewings to the Bridle and tongue to a Buckle of a new strap to the Pad of the furchill of sewing it on	7 6
10	New Martingale from the Collar to the Girth made up with two plated buckles	4
	New Neckstrap to keep up the Martingale made up with a plated buckle	4
	Taking off the Ladder of taking off the Joints a new strong double Compass Ladder run of putting on the Joints with screws of putting on the Ladder	1 18
	Taking off the Pole Ring a new loop end of shutting on of putting on the Ring sewing up the Carriage bolts of spant to the Curule	3 6
12	New pair of wheel hand Coupling Reins made up with seven plated buckles with plated tongues	1 10
	New pair of Wheel hand Coupling Reins made up with seven plated buckles with plated tongues	1 10
	New pair of strong sword Collar Braces made up with black buckles covered with leather	1 1
	Two new plated buckles, chapes of straps to the inside seats of the Elbow of the	3
	Putting two Spring Curtains to rights of fixing up of spanting of sewing in two Carpet heads to the best coach	3 6
	Carried over	10 8 6

1798

Butover

10-8-6

1798

Apr 14 Mending the Seal Cloth of the Attendants Coach lining the canvas with
Leather } - 5

Sitting two Spring Curtains to rights of spring up fastening spring
a carpet tread to the feet } - 36

New floor cloth springing in to the bottom of the curule - 10

19 New Boot Leg for the Portillins made up with three plated buckles
straps & tapes } - 76

New pair of strong french Polspies with plated buckles with plated
tongues to the Port Chair } 1-15

New pair of strong french Polspies with plated buckles with plated
tongues to the Yellow Coach } 1-15

New pair of strong long Collar Braes with black buckles cord with
Leather } 1-1

21 New pair of strong french Polspies to the Caravan made up
with black buckles cord with Leather ground round } 1-4

Picking out a pair of Iron harnes at top of one new stop. dec covering the
harnes with new leather & sewing it on of two new tongues to the
Dock buckles } - 18

Covering a pair of Harnes with new Leather & sewing on - 10

New lining a collar of new double stitched housing to it - 6

Mending two harnes Collars of two new double stitched housings to them - 8

One new Collar two new Buttons of sewing up ten bolts to the
Attendants Coach } - 4

One Dozen Linspins - 3

23 Taking out the pannell of a Saddle and Lanted Socket fitted to the
Truss, fix'd onto the Saddles with two new screws of nailing & tying
in the pannell again } - 12

Ten new strong leather straps of nailing them onto the Saddles to
take the Collar Tugs of nailing & tying in the pannells again of the
five Saddles } - 12

Two new plated Escutcheons to the Truss of the Saddles - 2

Four new Madstall Martingales with fronts of horse bands complete made up
with eight large plated rings of eight plated buckles with plated tongues, four
Martingales to take them of go to the girths made up with twelve plated
buckles with plated tongues } 3-3

Carried up } 24-13-6

May 1

8.6	1798	25639/22	Brought up	L 211. 13. 6
5	Apr 24	Twelve new foot straps made up with plated buckles with plated tongues Twenty four new slide loops to them		1. 4
3.6		A new strong brass sword wound made up with a black Iron buckle to the shoe of the Drag chain		10
10		Stuffing & covering the Coach the Coach Pole & nailing & pinning it on		10
7.6		A new pair of strong French Collars to the Curicle with plated buckles with plated tongues		1. 15
15		Stuffing & covering the Post Chaise Pole in two places & nailing & pinning it on		16
15		Mending seven corners of the Platform cover of the Post Chaise mending one corner with a new piece of leather & sewing it on & a new shape & plated buckle & sewing it into the cover		8
1		Sewing four new loops to the old straps of the Platform & a new strong Billet leather & sewing it into a trunk strap with a new loop		
4		A new short bearing leather to a Trace made up with a buckle & a new loop six sewings to the pipes of the collar three new leather pipes to		1. 4
18		the Pole end Collars & sewing them in		
10		Four sewings to the false Billy bands four new straps to the Workers & sewing them in a new point to a crown piece & sewing it on a new loop		6
6		& sewing it into a Throatband & two new tongues to the buckles		
8		27 Eighteen new slide loops to the Bearing reins & Bridle reins two new slide loops to the check four sewings to the collar Braces		6
4		28 Six new straps to the check & collar Braces of the Phaeton made up with plated buckles & shapes		6
3		Putting out a pair of brown hand reins with new leather & sewing it on & shaking the coupling reins & sewing in the two buckles		8
12		Six Yards of gluing Canvas		6
12		Two new door glasses & two new front glasses & pulling in & pasting the cloth to the frames to the Post Chaise		5. 5
7	May 1	Two new pieces of filling into the hind Pillars of the Princess Poney Phaeton New Straps		2
3		Two new Iron plates to the hind Pillars bottom sides & pulling on with screws & paint to the Phaeton		14
		Cleaning & greasing the Coach wheels		5
13.6		Three new leather Washers		4. 6
Carried over				39. 3

1798

Brought over L 39 3

1798

May 3	Two new bolts of sewing up the Carriage bolts to the Attendants Coach	5
5	Sewing in four buckles with four new loops to the Crown reins Six new best double stitched double wale collars with double stitched housings on the top of them	3 6 6
7	A new pipe of sewing it into the collar of the Postillion Harness Four new tongues to the Bridle buckles Picking out a crown piece with new leather of sewing it on Three new blinker straps of sewing them into the blinkers, two new plated buckles with plated tongues of sewing them into the Bridles with new loops seeing a spring hook to rights of one new plated bolt to a spring hook	5 1 1 6 4 6
8	Six sewings to the Harness of picking out a Bearing Rein with new leather of a new leather cap of silver button to the Pole bolt A new French Pole Ring of painting on of paint to the Attendants Coach Unhanging the Post coach A new strong set of Body loops with snake heads silver of shaddow'd of fixing on with holes of screws A new pair of best upright single steps trim'd with new leather of carpet heads of putting on the both side putting in the steps sewing up of paint A new strong neat plated Compass Peak Carriage Hooks suitable to the Body made of best seasoned Timber of Materials neatly saw'd & Plan'd with strong C Springs with Pockets on handsome curved Clats, before & behind an Extra bed of two runtes behind of a cross bar before Laying in the Patent Disties with four new Life hoops, fetates of nuts Fastening the backboard of the hind Platform with screws of nails of boring it on of boring on the fore Platform A new set of horse tire wheels Extra for of four spokes of Ash felines D for running the wheels with ahead D in a strong Compass Pole of an Iron plate at bottom D in a frame of Splinter bar with Iron work A new Drag Staff with Iron work & buckle of strap and drag chain cord with leather with an Iron shoe of strong buckles of strap	5 5 3 3 50 1 16 10 10 10 1 16 1 1 18 1 16 1 10

125 6 6

Carried up

5	May 8	Knocking the Patent boxes out of the old wheels & lining & boxing the new wheels & cleaning & oiling them	} 1
3		Cleaning & Varnishing the Body three times in the best manner and repairing the framework	} 2 10
6		New painting the carriage wheels red & varnished in Vermillion all the carria of Iron work pick'd out blue & yellow & clear varnished	} 4 10
5		Repairing & polishing the leather of the Body in the best manner	2 5
1		Four new strong main braces sew'd four times made up with strong Iron shackles to take the Packs	} 2 8
1 6		Four new check braces made up with four plated buckles & loops & four slide loops	} 1 4
4 6		A new pair of strong sew'd Collar Braces with black buckles and with leather	} 1 1
5		A new pair of strong french Polepieces with plated buckles with plated tongues	} 1 15
5		Four sewings to the false Belly bands, two new Chaps & sewing them onto the Buckkins & two new loops & sewing them into the Buckkin Tugs	3
3		Four new straps to the check Braces made up with four plated buckles	} 4
3		Four new Lamp straps made up with plated buckles	4
		A new strap & plated buckle to the Pole hook	2
		Changing the Body & cleaning the furniture	5
		Putting on the head plates with new pins	4
		A new Carpet to the bottom made to take out with loops & buttons	12
16		A new large Dashing Iron cover with leather & fixing to the Traces with four bolts & rollers & two Iron plates & a large leather flap with straps & plated buckles	} 4 18
10		A new large neat leather cover to the fore Platform & one to the hind Platform with wetted borders & plated buckles straps & Chaps too	} 7 10
1		Covering the Splinter bar rolls & covering & stuffing the Pole in two places with new leather	} 1 4
16		Taking off the coachmans seat cradle & seat Irons & new pair of strong flat top seat Irons setting in & fitting & putting on the straps	} 1 16
10		sewing up the rolls to the back seat	
6 6			105 1 6

Carried over

1798

Brought over

£ 165.1.6

1798

May 14 Buckling on the saddle & tying on the seat 2.6

Cutting & punching the four main leas & changing the Body to rights 2.6

16 Taking off the hind Standards three new long bolts to the carriage and putting in, putting in the Standards & screwing up the bolts to the Attendants Coach } 6

A new pair of strong well curried Harness without Bridles with round top & plated buckles with plated tongues let in Martingale Traces sew'd four times with four strong buckles plated all over on Turn with plated tongues & bolts, four new strong plated Spring hooks & bolts to them to the Traces } 2.2

four new loops with plated buckles straps & ropes to go round the Spring hooks, four new straps & plated buckles to the eyes of the Traces, four short tugs with plated buckles with plated tongues let in to the Collar Tugs, four plated dies of Reins complete } 2.2

Extra in a pair of Harness collars with double stitched wales & double stitched housings on the top of them } 2.2

Two pair of solid Harness plated all over with plated clips rings & dies 10.10

A pair of long & short Belly bands made up with two plated buckles of one plated die } 10

A pair of Martingales from the collar to the girths made up with four plated buckles with plated tongues } 14

Two new Harness straps with plated buckles & plated tongues 2

A new pair of brown leather hand & coupling reins made up with plated buckles with plated tongues let in } 1.10

Cording & sewing them round with 150 feet of sewing 12

17 Taking off the Head of a saddle shirt repairing new shanking & putting it on } 19.6

Two new round plated heads & putting them all round the saddle shirts fastening the stands & stuffing & tying in the pannells

Eight new strong straps & mailing them into the four Harness saddles mending the saddles & tying in the pannells again } 10

Selling a Spring hook to rights of one new bolt to do plated at both ends 5

A new plated buckle with a plated inlet tongue & sewing it into a Bridle with a new loop } 1

Twelve new Harness straps made up with plated buckles with plated tongues 12

Twelve new broad leather joints cord with shallow & sewing it on 2.8

Four new plated buckles with plated tongues & sewing them into the Curried Hand Reins } 4

Carr'd up

£ 195.8-

1798	25639/22	Brought up L 1958-
5-1-6	May 18	One long shape of aneur like end plated buckles of sewing it on to along girth with three new loops } 3 6
2-6		Two new tongues plated on Iron putting them on to the collar buckles } 2 6
2-6		Two new plated leather tongues to the Fugs of the Collar } 2-
6-		Four new plated leather tongues to the Buckles of the Dicks } 4-
		Revolving five Collars five new double stitched housings on the tops of them } 1 18-
		Taking off the hind Standards aneur long bolts to the carriage putting in putting on the Standards of screwing up the bolts to the last coach } 2 6
2-2	19	Taking off a hind Spring aneur inside flaps fastening & rivetting together putting on the Spring } 10-
		Four new bolts of screwing up the carriage bolts to the Chaise Marine Paint } 7 6
2-2		Four new straps of nailing them on to the Saddle to take the Collar Fugs } 3
10-10		Six new plated Cretechions to the Ferrits } 5-
18		Mending the Saddles four new Carried Buckets of sewing them into the Saddles with new screws, fitting the four Ferrits to the Buckets aneur middle Ferrit with one new Nutt of nailing on the pannells } 18-
14		One new Winter strap of sewing of two sewings to the Postillion hand Reins } 2
2		
1-10	25	One gallon of Compound oil } 14-
		Cleaning & oiling the Post coach wheels } 5-
12		Four new Washes } 6-
		Fastening 1 Cudloo } 1 6
19-6		Cleaning & oiling the carriage wheels } 3
		Mending a Trace Collar Fug of the Post Chaise Harness with Spruce of leather of sewing them four times } 4-
10-		Aneur Drag Chain of shoe cover with leather & sewed on, aneur strong brace sewed round made up with black Iron buckle to keep it up } 1 10-
5-		
1-	26	Four new very long hind Trunk straps with black Iron buckles } 1 8-
		One new Winter strap of sewing it into a Winter one new loop to the Check of a Needle four new tongues to a Buckle } 2-
12		
2-8		Covering two pairs of Harness with new leather of sewing it on } 10-
	31	Taking off the under carriage of the last aneur pair of strong Iron screws } 6 10-
4-		Arms with turnbuckle Arms complete putting in } 6 10-
15-8-		Carrd over L 211 19 6

196	1798	25639/22	Bust up I	240.17.6
18	June 3	Covering the Hains with new leather & sewing it on		2
18		Mending a Trace with a new piece of leather & sewing it four times		2
18		A new plated oval lock handle & Spindle & mounting on		10.6
16		Taking off the hind Standards blocks footboard of the Attendants Coach a new pair of side blocks a new middle block of a new hind footboard all round & new Hooring on Hooring in the Standards		2.18
5		Taking off the under carriage lining the Post bolt holes, putting the carriage under a new key three new bolts new screwing four screwing up the carriage bolts painting & putting out the Pol		18
2.6		A new string of brass Pole fitting in & paint		18
1.6		A new Pole Ring & putting on & new staple get of straps		10
13		Putting on the Plated Pole hook		2
		Covering & stuffing the Pole in two places with new leather		14
15		Taking out the double steps & lining them with new cloth & lace four new Carpet beads & putting & spinning on		1.15
		A new Carpet to the bottom bound & made to take out with four new loops		12
10		Two yards of new parting Lace to the doors & spinning & putting on two new brass Buttons to the French strings & sewing on		5
9		A new Check string & Staple & putting on		3.6
16		Four new Iron stops for the Steps & putting on with screws & paint		4
1		Two sewings to the pipes of the collars four sewings to the Traces four new slide loops to the Bucking straps three new slide loops to the Belly bands four new loops & sewing them into the Tugs of the collars two new slide loops to the reins & sewing in three Winkers straps		5.6
18		11 Taking off the Plated hook a new french Pole Ring & putting on the hook again to the Attendants Coach		5
4		Two new Right hand Posts to the carriage		5
5		Two new Headstall Martingales with broad leather Nosebands, lined & stitched all round side in Divisions on each Noseband with wooden Pegs between them made up with plain fronts four plated buckles with plated tongues		1.14
3		Two new short Martingales from the Bits to take the collars made up with six plated buckles & silver leathers		12

253.13-

Carried over

17.6

Jan 12	Sewing on a Cuiringle to a Harness mending it & tying on the pannels	1 6
13	Two new plated round Turill to a saddle & filling it into the Saddle	10 6
	Two new straps of plated buckles to the Pole hook	2
	Two new Crown Leather Cushion for the front seat of the Pages Part of hair stuff & quilted with a buckle of strap	10
14	Two new large deep Coachmans Seat to the Attendants with galling Leather straps & tying	3 10
21	Taking off the Salisbury Budget and Counterunk Bolt of nut to the harness & putting in putting on the Budget & screwing up the bolts to the h	2 6
	Taking off a hind Spring stay and collar Bolt end & shutting on putting on the stay one new Bolt & screwing up the carriage bolts	6
	Spant to the Pages Coach	
	Stuffing & covering the Pole of the Pages Coach with new leather and nailing & spinning it on	8
	Four new loops & sewing them into the collars two new loops & sewing them into the bearing leathers & six new slide loops to the Reins	3
26	Four new point straps with plated buckles	6
18	Twelve new plated buckles & straps & putting onto the Platform of the Princes Coach with screws & nails & twelve new straps & sewing on to the axle	18
	Six new plated buckles & straps & two kind so to the Platform and putting on with screws & nails twelve new straps one foot of new belt & six rings to the axle of the latter mounts Coach	16
	Two new flat top plated buckles & sewing them onto the Regts buckles with two new loops	2
July 1	Two new Boot Legs for the Postillion made up with plated buckles straps & straps	14
2	Four new point straps with plated buckles to the coach	6
5	Four new Headstall Stanchions with broad Roseboards lined & polished all round in nine Divisions on each front and with wooden Pegs between them made up with plain fronts & plated Rings & plated buckles with plated tongues	3 8
	Four short Stanchions from the Bits to the Mars made up with plated buckles with plated tongues & Hiller Leathers	1 4
		£ 267 0 6

13
16
106
2
10
10
26
6
8
3
6
18
16
2
16
6
38
14

706

William Leaden H^o
Coachmaker
to the 5 July 1798
£267.0.6

Hornsea

1798