

His Royal Highness
The Prince of Wales

1799
Oct. 11th

To J & W Pollock

Groom's Stable

£ 2 2

- To mending & watering bridles in several places & a new skin & a draw button } 7. 6
- To mending a Saddle horn collar with new leather - 2 -
- 26th To cleaning a goat skin harness furniture & entire new seats leather Seat & new Surcingle, edged } 3. 5 -
- Scarlet Cloth & 6 Gold Tapsels - - - - -
- 28th To new mounting a Portsmouth Pitt Tanned with roller buckles plated all over } 10. 6
- To a yellow Ribbon front - - - - - 1 -
- To mending a bridle & a plated roller buckle - - - 2 -
- To a new scarlet Cloth Pad & binding to a Roller - - 3 -
- 31st To mending 2 D. Cloths with new cloth in wet places - 3 -
- To repairing a Saddle horn collar - - - - - 1. 6
- To mending 2 Watering Bridles - - - - - 2 -
- To stuffing a Saddle, mending the Pannel & 2 Girths } 3 -
- Nov. 11th Straps
- To new loops to 5 D. Cloths & mending D^o - - - 6. 6
- To mending 3 breasts - - - - - 3. 6
- 13th To new blue quality Straps to 6 Horses Knee Boots } 7 -
- very long & 10 straps to each - - - - -
- To a thin Strap to a bridle with plated buckle - - 1. 6
- To mending a bridle & several new Loops - - - 2 -
- To a new 1 1/2 inch plated harness buckle & sewing on - 2. 6
- 14th To 6 new scarlet Cloth loops to 2 D. Cloths & mending - 3. 6
- 16th To new quality Straps to 6 Horse Boots, 6 to each - 4 -
- To mending a Breast Cloth with new cloth - - - 1. 6
- 21st To mending 2 Rollers & 2 new Straps - - - - - 2. 6
- To a new handle to a horse's Bausk - - - - - 6 -
- To mending & fastening a Saddle Pannel - - - - 1. 6
- 29th To mending 5 Saddle horn collars with new leather - 6. 6
- To mending 4 D. Cloths with new cloth & wet loops - 4. 6
- To mending 3 Breasts in wet places - - - - - 3. 6
- To stuffing a Saddle & mending the Cantle & Pannel - 4 -
- To fixing the neck Strap of a Martingale, mending } 2. 6
- a bridle & a new button - - - - -

Car? over

£ 7. 10 -

1799
Nov. 30.

Bro^t over

£ 7. 18

- To 6 best japanned Combs & 12 white hair brushes - 2. 14
- To 6 fine large sponges - 1. 7
- To a pair biting Strap buck wide lined & stuffed } with a polished roller buckle - 1. 4
- To mending & spicing 4 Collars with new leather - 6
- To 2 D^o - 2 D^o - 7 Collar Rings D^o - 5
- To new buckles & billets, to 5 Collar Rings & new Loops - 4. 6
- To a buckle & billet to a Pillar Ring - 1
- To 4 best large Oil Brushes - 7
- To 3 red Morocco Dog Collar lined & stitched, silver plated roller Buckles & Slides, & Plates engraved for M. Rapane } 1. 1
- To mending a D^o Cloth in several places with new Cloth } 2
- To mending a travelling Boot & a new Spring - 1
- To mending a Martingale - 1

£ 14. 11. 6

bill annexed 13. 6. 6

£ 27. 18

His Royal Highness
The Prince of Wales
To D^o & W. Pollock
Saddlers
£ 14. 11. 6.
Groom's Stable
October }
November } 1799
December }

His Royal Highness The Prince of Wales

25139/23
contd

1799	Coach Stable	To D & W Pollock	£ s d
Oct. 29 th	To new lining & stuffing a Roller very full & widening the Pad with new web	} u	2.6
	To 3 new Straps & a Buckle & Chape to a Roller	} u	3.6
	To mending & watering bridles	} u	1.0
Nov. 1 st	To 6 very fine Sponges	} u	1.7
	To 6 large Buff Skins	} u	12
4 th	To stuffing a Saddle & mending the Pannel	} u	2.6
7 th	To 2 Morocco loops to a Roller & mending	} u	3
13 th	To mending & stuffing the Pannel of a Saddle	} u	2.6
	To 2 furniture Straps to a Saddle with plated buckles	} u	2.6
20 th	To 6 large Buff Skins	} u	12
30 th	To mending a Servant's housings & 2 new plated buckles & Chapes & mending the half Covers & a Strap & plated buckle to D ^o	} u	9.6
Dec. 2 nd	To 6 fine large Sponges	} u	1.7
5 th	To 12 very good Shagreen Skins	} u	1.4
	To stuffing a Saddle Pannel very full & mending & tying in 4 th the Straps to the Saddle	} u	3
12 th	To lining a large Brass Dog Collar 2 inches wide with red Morocco	} u	2.6
16 th	To stuffing a Saddle Pannel very full & mending	} u	2.6
	To mending a Servant's half Cover	} u	1.6
	To mending a Stirrup leather	} u	6
17 th	To 6 best japanned Combs & white hair brushes	} u	1.13
	To mending & shortening a Roller	} u	1.6
20 th	To 2 large sized tanned leather Coat Cases with leather ends, lined & spotted bound Morocco & plated buckles	} u	2.2
	To 2 extra Straps with plated buckles to the inside	} u	4
26 th	To mending & pricing 8 Rollers very much	} u	12
	To pricing & mending 6 N ^o Cloths with new Cloth Sloops	} u	13
	To mending 2 half Covers & 2 Straps new with plated buckles	} u	5.6
	To mending a Martingale	} u	1
	To mending 2 bridles & a new throat band & new plated buckle to one of them	} u	3.6
1800			
Jan. 4 th	To mending 3 footmen's bridles & 2 new leather fronts to D ^o	} u	7
5 th	To a new kissing Pad to a Surcingle & stuffed	} u	2

£ 13.6.6

His Royal Highness
The Prince of Wales
To D. W. Collock
Stables
£13. 6. 6.
Cash & Stable
October } 1799
November }
December }

D. W. Collock
Stables
2^d to 5th Jan'y 1800
£29. 18

25639 | 24

His Royal Highness the Prince of Wales.
To Barker & Co.

1799
July 23

A New German Waggon like His Grace the Duke of Bedfords	260	273	-
Extra fitting up the Lockers	10	10	4
Extra Painting	10	10	10
Patent Axles	27	28	7
			<u>322.7</u>

Pair of Splashing leathers to fore part 2.12.6

Pair of Lamps & fixtures 3.3.

Morocco Cushions to fore part Seats 7.10.

Extra large Polignac Springs & Braces 25.

Mahogany Case to the front seat 3.13.6

A Chest to front locker 4.11.6

Alterations in Wheels, Lockers &c. 10.

An Extra large Travelling Trunk with Russian
Quilted Wrappers, Laths & Straps 9.9.

Fixtures & fixing 10.6

A Strong Brace with Jacks & Iron work 2.16.6

A Very large Neats leather Cover for O 6.16.6

Pair of Strong straps 1.5.

A Tool Bag furnished 2.2.

An Imperial to the fore part of Body 5.15.

An Oilcloth covering to front seats 15.

A Strong Drag Chain covered with leather with Shoe
and straps 1.11.6

30 Washing & Cleaning the Carriage from post. Oiling &
adjusting the wheels 10.

Fitting & fixing a pair of Guard leathers to the Doors 3.3.

Covering the seats to front locker with pile Rugs (and
Straps to O 2.5.

An Extra large platform fitted to the hind part of Carriage
covered with strong leather & a large Cover with plated Buckles
&c Bolts & fixing &c 11.11.

Fitting the Trunk to O 10.

A Large kneeboot to the front seat 6.16.6

A Toe Box to the Footboard 1.11.

A leather Cover to O Straps & fixtures 1.10.

(Carried Over) Total 4.

1799	Brought over	111. 4.
July 30	Two Guard leathers to the sides	.. 15.
	Two additional Cushions to inside of Blue Superfine	3. 12.
	Cloth, & Morocco Tops	
	. A Brown leather Pirth to stays in the Dressing Case.	.. 15.
	Staples &c	
	An additional Breadth to the Carpet	.. 15.
Aug ^r 5.	Washing & Cleaning the Carriage from post, Oiling &	.. 10.
	adjusting the Wheels	
	A Pair of Guard leathers to the Head	1. 10.
	A Pair of Swing holders lined Morocco	.. 10.
11	Oiling & Adjusting the Wheels at Stables	.. 5.
	Two pair of broader Dashing frames covered Japan ^d	6. 6.
	leather fitting Spring	
27	Four new Pistol Holders to fix occasionally to the	4. 11. 6
	seat Rails - trimmed suitable	
	Taking off the under Carriage covering the Bed	.. 10.
	Sway bar with pipe leather, Repairing &c	
	Oiling, & adjusting the Wheels	.. 5.
Sept 10	Rep ^d the lamp, a new Door Glasp	.. 7. 6
	A Pole bolt	.. 1.
24	Taking off & Repairing the frames of 2 Dashing Irons	2. 2.
	covering with new Japan ^d leather Repairing	
	Repairing a lamp	.. 6.
		<u>111. 8.</u>

1141. 4.
.. 15.
lice Superfine } 3. 12.
Dressing Case } .. 15.
.. 15.
Post, Oiling & } .. 10.
.. 10.
les .. 5.
erod Japanid } 6. 6.
mally to the } 4. 14. 6.
g the Bed } .. 10.
.. 5.
.. 7. 6.
.. 1.
Washing Irons } 2. 2.
.. 6.
£ 1144. 8.

25639/24

Received the 22 November 1802 of
His Royal Highness the Prince of Wales by order of the
the sum of Two Hundred and Sixty one Pounds and Six pence being
the balance in full of the arrears of the 5 January 1800.



Chas. B. Barker

L261. n. 6.

Barker & Co
Leadenhall
Jan 10. Oct 1799
£464. 8
280. 13. 6
183. 14. 6
77. 6.
261. n. 6

1799
6661

261 . 6
77 . 6
183 . 14 6

280 . 13 6
F464.8

Pr 6. 10. Oct 1799
Leachman
Barker & Co

Barker

1799

His Royal Highness the Prince of Wales

1799

To Thomas Cuff

Oct. 12. To 7 Russia Hides as before --- C. 16. 6
 To 3 White Roan Skin Covers to
 Hussar Saddles, bound &c --- 1. 13. 0

Nov. 6. To a Hussar Furniture of super-
 fine Nank's Scarlet Cloth trimmed
 wth General Officers broad Gold Lace
 & a light of Blue Cloth, a deep Fringe
 round the edges, enriched wth Bullion
 hangers, and a set of 4, very rich Gold
 Tassels 3 to each suspended from
 large Ornaments, handsomely Embro:
 in Gold & Sprangles, 4 large Marques
 & Stars Dⁿ & French Gold Braide Rosettes 67. 15. 0

To a Green Bayre Bag for Dⁿ --- 0. 9. 0
 P. To a handsome dress Bitt wth open
 work Branch & swirl tails, cut collar,
 Turn Post, polished Curb & plated Chains,
 mounted wth Russia Leather as the last
 Black German Bridle wth Tassels
 at the sides, handsomely platted
 from very great lengths of Russia
 Leather, Rosettes of B^y to the face
 pieces, Noseband, Front, &c. wth water
 Gilt Buckles & Billots & a Whip Thong
 of platted Russia Leather, the Reins,
 Headstall & face pieces all covered &
 stitched wth Silk at the edges --- 11. 12. 6

12. To a pair of new deep flaps to a Hunt
 Saddle, taking down the Cantle and
 repairing the Seat & Panels --- 0. 10. 0

Carried Forward

F 09. 2. 0

1799

Brought Forward £ 09²⁰⁰179
Dec

- Nov^r 12. To taking to pieces a rich dress
Hussar Furniture & converting D^o
into a Housing & Petticoat Bags,
cleaning the Embroidered Trophies and
rich Fringes, & resewing on 2 rows of
Fringe & 5^o Sprangle Braid, on a new
light of Royal Blue Velvet 4¹/₂ in.
wide, all round the Housing & Bags,
12 y^d of new broad Gold Fringe wth rich
Bullion hangers on D^o, added to the
Bags & 3¹/₂ y^d of new superfine Scarlet
Cloth, all new lining D^o wth the Russian
bound round wth the old Gold Lace,
4 water Gilt Buckles, 2 large Mo-
rocco Chapes & 2 Leather Straps — 12⁰⁰ 19⁰⁰ 6
- 19, To altering a Hussar Saddle refisc^d
the Bolsters &c ————— 6⁰⁰
- To polishing a Belt ————— 5⁰⁰ 6
- 20 To explain Hunting Saddle wth double
roller Bars, quilted flaps cover'd with
Hogskin, Panels edged D^o stitched
Leathers & Girths wth roller Buckles — 3⁰⁰ 14⁰⁰ 6
- To a sett of plated Nails, plated Loops &
Steel Crupper Loop, Holster & Pad Loops
& Leather Collar Ring ————— 10⁰⁰ 6
- To a pair of Haywards Patent spring
Stumps ————— 1⁰⁰ 15⁰⁰
- To a quilted Pigskin false Seat with
Leather Cantle & stitched wth Silk — 1⁰⁰ 5⁰⁰
- Dec^r 3 To a Hunting Saddle wth double roller
Bars quilted flaps cover'd wth Hogskin
& Panels edged D^o stitched Leathers and
spring Girths ————— 3⁰⁰ 14⁰⁰ 6
- Carried Forward £ 113⁰⁰ 12⁰⁰ 6

1799

Brought Forward £ 113..12..6

- Dec. 3. To a sett of plated Nails & Loops and
other Loops as before 10..6
- To a pair of Haywards Patent spring
Stamps 1..15..
- To a quilted Pigskin Pelt 1..5..
- 9 To stuffing & lathering 2 Saddles 4..
- To 2 plain Hunting Saddles wth quilted
flaps cover'd wth Hogskin, Panels edged wth
stitched Leather & spring Girth & roller
Bars 7..9..
- To 2 setts of plated Nails & 2 pair of plated
Loops, Copper Loops, Holster & Pad Loops
& Collar Rings 1..1..
- To 2 pair of Haywards Patent spring Stamps 3..10..
- To 2 Pigskin Pelts 2..10..
- To a Packing Matt &c 2..6
- 30 To a Field Marshall's Uniform Saddle Cloth
& Petticoat Bags of superfine Scarlet & Mark
Cloth, trimmed wth broad Gold Lanes & deep
Gold Fringe wth a small head to D^o &
embroid wth Bullion hangings, Embroid
cross Battans & Imperial Crowns over D^o
& large Laurel & Palm Branches, Embroid.
in Gold underneath the edges, all bound
wth Gold Russian binding, a Russian
lining & Russia Leather flaps and
Loops as before 37..15..
- To a pair of Leather Shanks, lined wth
Linen & Scarlet Cloth 7..6
- To 2 pair of 10th round Holsters & 2 pair of
stiff Leather Caps for Petticoat Bags 1..19..
- To a Green Bayre Bag 9..
- To a Hussar Saddle wth quilted Doe skin
Seat, the Tree cover'd wth Russia Leather, a broad
Leather Girth &c 4..12..
- To a pair of deep Flaps to D^o quilted & cover'd wth
Russia Leather stitched wth Silver, 4 plated
Buckles & Straps 1..16..9

Carried Forward

£ 170..18..9

1799

Brought Forward £ 170. 10. 9

Dec: 30th To a pair of heavy Hussar Stirrups ———— " 17. —
 To a pair of long Stirrups Lathors covered
 with Russia Leather & stitched with Silver
 & plated all over roller Buckles to D^o ———— 1. 19. —
 To a Hussar Breastplate & Crupper with Rosettes
 & plated all over Buckles ———— " 15. —
 To a pair of round Holsters covered with Russia
 Leather & white Leather Thong to D^o ———— " 19. 6
 To a Roan Skin Cover to the Saddle ———— " 11. —
 To a large Blanket for D^o ———— " 10. 6
 To a Hussar Surringle of Scarlet Webb &
 Dues covered with Red Morocco, & a Red
 Morocco Strap to D^o stitched with Gold ———— " 17. —
 To a Furniture Strap of Red Morocco of
 1/2 long & stitched with Gold ———— 1. — 6
 To 2 Hunting Bits with long open work
 Branches & bow tie tails, high Posts & cut
 rollers, plated Chains & town made double
 joint Bidsoms, mounted with Furniture
 Headstalls & reins, all with plated all over
 Buckles & Bitts, Nosebands to D^o and
 Scarlet Ribbon Fronts ———— 10. 10. —
 To a Strap for Hussar Furniture of black
 Spanish Leather of 1/2 long & stitched
 with Silver ———— " 16. —

£ 197. 14. 3

Thomas Cuff

Saddler

July 5th Jan'y 1800

£ 197. 14. 3

His Royal Highness the Prince of Wales



Bo. of Tho. Cuff,

SADLER,

To his Royal Highness the Prince of Wales
Curzon Street,
LONDON.

1800
 May 3, To a Turkey Bitt wth water Gilt Byses & polished Steel Chains, mounted as Gen^l Manners' Turkey Bridle & Collar wth Gilt Runners over the whole Headstall & Front, the Throatband of two rows of dble. Chain, water Gilt & the joints, divisions &c. the same, a triple row of double chain & round ornaments to the Nose band, large water Gilt ornament & drops to the Front, large Gold mixture Tassels to D^r & the same to the Throatband, the Headstall & Rein covered wth black Spanish Leather & stitched wth Gold, water Gilt Buckles, Loops &c. — 48^g 14⁶

To a double jointed Bridoon mounted wth Gold Lace, lined wth Red Morocco & water Gilt Buckles — 3¹¹ 4⁰⁰

To a polished Turkey Bitt wth open work Branch & swivel Tails, large water Gilt Crescent & Lion's Masque Byses & plated double Chains to D^r & mounting, D^r as a Turkey Bridle wth Headstall & Reins cover'd wth Spanish Leather & stitched wth Gold, water Gilt new pattern Buckles & Roses, D^r Chain Face-pieces & top pieces, large Crescent & Masque in the centre of the Chains, D^r as Nose-piece & Front & Gilt Crescents, Roses & Stars appendant from each to both fronts & Nose-band, large Crescent drop &ollider wth Masques on D^r & Gilt side Chains to D^r — 37¹¹ 10⁰⁰

Carried Forward L 90¹¹ 16⁰⁰ 6

1800

Brought Forward

90 16 6

1800 June

- May 3, To a Turkey Breast plate to correspond wth large gilt crescent & Masque & Stars in the center, D^o: a long each side fastoons of Gilt Chain under D^o water Gilt Buckles & Straps ----- 12 19 11
- To a Cupper for D^o of black Spanish Leather stitahid wth Gold, Gilt, Masque & Buckle and Chains ----- 2 15 6
- To a polished double jointed Bridoon mounted wth Gold Lace, lined wth Red Morocco & Gilt Bttles: 3 14 11
- 27, To 2 polished Curbs & Hooks to 2 Officers Bitts ----- 1 7 11
- June 2, To 2 pair of Scarlet Ribbon Roses ----- 1 12 11
- 3, To a short body part to a dress Breast plate of black Spanish Leather stitahid wth Gold & water Gilt Buckle ----- 1 11 6
- To 2 pair of long & 2 pair of short Holster Straps wth Gilt Buckles & 4 stiff Leather Loops to D^o: ----- 1 16 11
- To 4 Brass Staples & 4 Leather Loops & fixing, Pannels of 2 Cur Saddles ----- 1 7 6
- To altering & repairing the Loops of 2 Saddle Cloths ----- 1 2 11
- To shortening the Headstalls of 2 Turkey Bridles & altering the Nosebands ----- 1 2 6
- To 2 new Straps for a Breast plate to a Saddle & 2 new water Gilt Buckles & Loops to the Breast plate ----- 1 5 11
- To 2 new Head stall Martingales wth Iron Nose pieces & water Gilt Buckles ----- 1 14 11
- To fitting Straps to 2 pair of Holsters & resewing ----- 1 3 11
- To a new Leather Loop & sewing the end of a Breast plate ----- 1 1 11
- 11, To a polished Turkey Bitt, wth polished Chains and water Gilt Bitts ----- 2 5 6
- To shortening the Head stall & cross pieces of a Shell Bridle & 24 new Scarlet Silk Tufts to the Bridle Breast plate & Cupper & shortening D^o: ----- 1 15 6
- To taking to pieces & all new making, an Officers Blue Cloth Shabraque, new edging D^o wth superfine Scarlet Cloth & adding a narrow Gold & Bullion Lace round the edge & Gold Embroidered Bows in the corners, wth triple Gold Cord & 3 Gold Tappells enriched wth Bullion. hangers to each corner, sewing on the Leather facing & all new making the Furniture ----- 10 12 11
- To a Green Baize Bag ----- 1 6 6

Carried Forward

£ 136 6 11

1800

- 16 6 June 11, To a Hussar Surcinglet the Chapes of Blue Morocco stitched wth Gold covered Dees & Straps ———— 1 11 6
- 11s, To 3 polished Hanoverian Bits wth " turn Posts & rollers & polished double lewets ———— 4 16 0
- To drawing 2 Turkey Bridles & Breast plates & 2 sets of Furniture ———— 3 6 0
- 20, To 3 polished Hanoverian Bits wth " turn Posts and double lewets, plated chains & double jointed Bridoons mounted as Hussar Bridles wth cross face pieces, Leather Rosettes & plated all over Buckles & Billets & Whip Thongs to the Reins ———— 9 9 0
- 22, To 2 Officers Hussar Saddles, made as English ones wth small skirts & deep flaps under quilted & covered wth Russia Leather & stitched wth Silver, the Seats quilted & stitched wth Silk, the Panels edged wth Russia Leather, with Slaps & springs, Girths ———— 12 9 6
- To 2 pair of Stirrup Leathers, covered wth Russia Leather stitched wth Silver & plated all over roller Buckles 3 10 0
- To 2 pair of large town made Hussar Stirrups ———— 1 15 0
- To 2 pair of round Holders covered wth Russia Leather & stitched wth Silk & white Leather Thongs 1 19 0
- To 2 Breast plates wth Shell ornaments on D^o & Neck Straps wth plated Buckles ———— 2 10 0
- To 2 keepers D^o ———— 1 2 0
- To 2 Hussar Surcingles wth covered Dees & Morocco Chapes stitched wth Gold & long Straps to D^o ———— 1 10 0
- To 2 Furniture Straps of Red Morocco off long stitched inside wth Silk & gilt Buckles ———— 1 17 0
- To 2 Officers Hussar Furnitures of superfine Nank's Scarlet Cloth, trimmed wth broad & nar Gold Lace & light of Blue Cloth, lined wth Scarlet Serge, 4 Gold Labels enriched wth " Bullion to each & the Seats faced wth Morocco ———— 16 13 6
- To 2 polished double jointed Bridoons & 2 double Headstalls & Reins, for dress Bridles, ornamented over the Headstalls, Throatbands, cross face pieces, Noubands & Reins, wth Shells, plated Buckles & Billets & Whip Thongs to the Reins, one half of the Shells were from an old Bridle ———— 7 10 0
- To 2 Officers collars wth plated Buckles & Rings ———— 1 1 0
- To 2 plated Brads to the hind & fore parts of Saddles 1 12 0
- To 4 pair of Officers Bridle Roses ———— 1 4 0
- To a piece of China Ribbon for fronting Bridles ———— 12 6 0

Carried Forward £ 222 6 6

1800

Brought Forward £ 222. 6. 6

June 20, To taking to pieces 2 Hussar Saddles & putting
 new Cantles & hind Seats to D^r new making
 up the Saddles, new Russia Leather Seats, quilted
 & stitched wth Silk & new Sarge Panels edged wth Leather 2. 15. 6
 To 4 white Leather Thongs & new fixing Hussar
 Holsters, 4 new Leather Loops & 2 Leather Rosettes
 to the Breast plates ————— 10. 6
 To altering 2 Hussar Furnitures ————— 4. 6
 To 2 polished Hanoverian Bitts wth polished double
 Curbs & Chains & water Gill Bead Baffles ——— 4. 19. 6
 To 12 Leather Rosettes to the Headstalls of 2 Shell
 Bridles, 2 new Leather Reins wth plated Buckles
 & Billets & ornamented wth Shells & fixing Whip
 Thongs on D^r. 4 plated Buckles & Billets to the
 Headstalls, altering & sewing on great part
 of the Shells of D^r. & 2 Leather Ornaments
 wth double Rosettes & Throatbands ——— 2. 19. 6
 To 2 polished double jointed Bridoons & mounted
 wth Gold Lace, Headstalls & Reins lined with
 Red Morocco & water Gill Buckles ——— 9. 12. 6
 To a packing Matto &c ————— 3. 6

July 2, To altering the Flaps & Panels of 2 Hunting
 Saddles ————— 3. 6

4 To taking to pieces 2 Hussar Saddles and
 reducing the Flaps 2 Inches altering & stitching
 D^r wth Silver, shortening the Flaps of
 the Panels & new binding D^r wth Russia wth 15. 6
 To 2 pair of Hussar Stirrups wth swivel
 Eyes, in lieu of those charged wth the Sables wth 3. 6
 To polishing 2 pair of Hussar Stirrups ——— 4. 6
 To altering & polishing the upper ends of
 4 Hanoverian Bitts ————— 4. 6
 To 2 Hussar Breast plates ————— 3. 6
 To altering 2 Tygerstein Hussar Furnitures
 fitting D^r wth the Sables & new stiffening D^r wth 7. 6

£ 246. 6. 6

Thomas Cuff
Sadler

Qu^r to 5 July 1800

L246...m 6

—

25639/26.

His Royal Highness The Prince of Wales.

1800

To J & W Pollock

- July 11th Coach Stable To mending 2 Saddles & 2 new Loops — 2 1/2
To new stuffing a saddle Pannell all over & mending } 2
To 2 p^{rs} of plain Stirrpleathers for footmen's Saddles } 1 1/2
- 12th To a new Squan in a head collar and lining the head of d^o wth 12 inches new leather } 3
To mending 2 driving furniture Caps & a housing, 2 new Buttons & fastening a girth } 3. 6
- 23rd To 4 Chin Straps wth plated Buckles (Her R. H.) — 6
24th To 12 fine large Sponges — 2. 1/2
To 2 p^{rs} of Nankeen Ear Caps bound silk fereet — 13
To 12 scarlet striped Rollers of 3 strap Web & 2 inch & 1/2 Buckles & Straps each } 6. 6
- 31st To 6 Japanned Combs & white hair Brushes for Her R. H. } 1. 13
To 6 very fine large Sponges — 1. 7
- Aug: 2nd To a Postillion Saddle with plated nails polished Stirrups leathers & leather Girth } 3. 3
To 2 Saddles for Outriders with polished Stirrups stitched leathers, Girths, &c. } 6. 6
- 20th To mending a snaffle Bridle (Her R. H.) — 1
- Sept: 8th To 4 Coach collar Binds with buckles & billets — 12
To 6 Buff Skins — 1 1/2
- 10th To stuffing 2 Saddle Pannels — 2
- 13th To a best polished snaffle Bridle for a Pony made up tanned buckles plated all over } 5
- 16th To 6 pack horse collars with double lining Billets & Rollers Buckles } 4. 6
To 6 scarlet cloth fronts — 6
- 17th To a hogskin Driving Saddle with plated Staples, nails, loops for holsters, polished Stirrups, leathers & lined double Girth } 3. 3
To a Gupper with plated Buckle — 3. 6
To a set of leather furniture with plated Girths Garters & Gornets double stitched Silver & bound & buckles & Chaps } 6. 6
To a furniture Pad with buckles & Straps — 3
To a large load Pan double lined with Pockets, bound Morocco & Straps wth plated buckles } 1. 4
To a p^{er} of extra Straps with plated buckles — 3. 6
- Car. over. £ 45. 4. 6

1800
Sept. 17th

Prot. over

£ 44. 5. 6

To a best Wite & Bradoon Bridle made
up tanned with Buckles plated all over } 1. 14
To a scarlet Front } 1
To a Pair of Whiffles & Straps with plated
Buckles } 19
19th To mending a Bridle } 1
24th To mending a collar very much & new
Mon & Girth Pieces } 3. 6
To repairing a Musket } 1
Oct. 4th To a new Point Strap to a Postillion Saddle } 1
Fastening the Pommel } 6
To mending a Gupper } 6

£ 44. 5. 6

Bill annexed 18. 6
£ 62. 11. 6

His Royal Highness
The Prince of Wales
To D. & W. Pollock
Lodging
£ 44. 5. 6

Coach Stable
July
August } 1800
September

25639/27

I Received the 12 November 1800 of
His Royal Highness the Prince of Wales by J. L. Fisher Esq.
the Sum of Sixty two Pounds Ten Shillings & Six Pence
as the Amount of the Arrears of my quarterly Bill to H^{is} Highness

David Pollock

Octob. 1800.
Mark £ 62. 11. 6.
1.
£ 62. 10. 6

25639/27

1800
 Sept. 17th Prot. over ———— £ 45. 5. 6

To a best Bits & Bradoon Bridle made
 up tanned with Buckles plated all over } 1. 14

To a Scarlet Front ———— } 1

To a Pr. of Whistles & Straps with plated
 Buckles ———— } 19

19th To mending a Bridle ———— } 1

24th To mending a collar very much & new
 Nose & Cheek Pieces ———— } 3. 6

To repairing a Musket ———— } 1

Oct. 4th To a new Point Strap to a Postillion Saddle } 1

Upstaring the Pannel ———— } 6

To mending a Gupper ———— } 6

£ 45. 5. 6


Bill annexed — 18. 6 —

£ 62. 11. 6

His Royal Highness
 The Prince of Wales
 To D. & W. Pollock.
 Saddlers
 £ 45. 5. 6

Leard. Able
 July
 August
 September } 1800

25639/27



His Royal Highness The Prince of Wales

1800

To D & W Pollocky
Groom's Stable

- July 16th To mending 3 Saffle Brides in several places with new leather } 3.6
- To mending a Lavion Martingal - - - - - 1.0
- 18th To mending 3 Witt & Bradon Brides with new leather in many places } 4.6
- 19th To mending a Bridle - - - - - 1.0
- 21st To mending 2 Brides & 3 new Loops - - - - - 2.6
- 23rd To gluing the Cantle of a saddle, a new leather Cantle & stuffing the Pannel } 3.6
- 24th To 6 fine white Linen Race D. Cloths bound with fine Holland Tape } 5.8
- To 6 D. Bumps bound D. with Buckles & Straps 1.10
- To 6 D. Hoods with Ears - - - - - 5.8
- 25th To a new Iron Gullet Plate in a saddle & repairs & gluing the Cantle } 6.6
- To a new leather edged Pannel to do - - - - - 10.6
- 27th To mending 3 hoods very much with new blue Cloth, quality binding, & scarlet Cloth Bording & 4 scarlet strings } 7.6
- To mending 2 blue D. Cloths with new Cloth in several places } 1.0
- To mending a saddle horse collar in several places with leather } 2.6
- To mending a collar very much & 2 new Morocco Loops, a new off side & new Buckles & Chaps } 5.6
- 31st To stuffing & mending the Pannels of 3 saddles 10.6
- To mending 2 Watring Brides with new leather 2.0
- To 12 new the quality strings to a P. of horse Boots & mending } 1.6
- Aug. 2nd To 6 large flannel Buttons - - - - - 10.0
- 13th To mending 2 saddle horse collars - - - - - 2.6
- 26th To abroad tanned leather dog collars with plated Plate, plated Buckle & engraved; for Mr. Caspar } 6.0
- Sept. 5th To mending 3 horse collars in sev. places a new Piece to a head Strap, D. to a throat lash, & one new throatlash } 7.6
- 8th To a headstall Martingal & neck Strap with plated buckles & Rings & Woods in the Nouband } 16.0
- To mending a Headstall Martingal - - - - - 1.0
- 10th To a skin Strap with plated Buckle to a Biddle 1.6
- To a new collar Buckle & Chape to a girth 1.0

£ 10.6

His Royal Highness
The Prince of Wales
To S. M. W. P. Wood

Saddlers
L. W. Co. Co.

Queen's Gate

July } 1800
August }
September }

25639/27
Saw Nethack & Son
dublin
July 10. Oct 1800
Feb 11. 6
March 1
62. 10. 6

His Royal Highness G. Prince of Wales
1800. To Francis Blunt, Saddle Winder

To a Bill Delivered		25-6-0
Jan 7 ^o	a Dozen p. ^o of Best Spring Girths w. ^o Col Buckles -	3-0-0
	a Dozen p. ^o of Best Lin'd Stud. Leathers	4-10-0
As by Order of Mr. Gashorn sent to Mr. G. Prince		
12.	a Black Lande Dock Gupper w. ^o plated Buckle - Anderson	3-6
	Stuffing and Mend. ^o of footmans Saddle	2-6
	a Silk Lash to a Whip	6
	a Loop & Mend. ^o of a Gupper and a Bridle	1-4
June 12.	a pint of Neatsfoot Oil	Ducks - 1-0
	a Blue and Scarlet Twisted fillet String	1-0
17.	New Buckle and Loop to a Strap	Coman - 1-0
	New Chap to Dec for Belliband &c	Coman - 1-0
	Sewing and Mend. ^o of Traces	Coman - 3-6
	Strengthening a Hand Hair	Coman - 1-6
18.	New Gouging w. ^o Lin. of Drag Chain &c	Coman - 1-6
	fastening w. ^o Seat of Saddle and Draw Straps	1-6
	New Keepers and Thong to each Whip	2-6
	Two Webb Head Alter	1-6
19.	New Lande Dock Gupper w. ^o plated Buckle - Anderson	3-0
	Two New p. ^o of Horse Boots with plated Buckles and Straps	Anderson - 3-6
	a plated Buckle Chap and Loop and Strap to a Boot &c	Coman - 1-0
	Sewing w. ^o Straps on w. ^o Seat of Cushion - Coman	0
	a New Stand Up Thong Pleated Whip	Coman - 7-0
	Two New Twisted Bradoons and Gay Heads	
	and Hair Black Leather & Gilt Buckles	
	and a Buckle in each Hair	Anderson 1-4-0
	a New Twisted Bradoon w. ^o Gay Head and Hair	
	Brown Lea. plated Yellow Buckle & Buckle in w. ^o Hand &c	12-0
25.	Mend. ^o of a Saddle & Stuffing w. ^o p. ^o	3-6
	Repairing a p. ^o of Saddle &c	1-6
30.	Three Straps w. ^o Loops for Breast plate	3-0
	New Runners and loops to a Bridle & Mend. ^o	Anderson - 1-4
July 4.	Alter in two Leopard Furniture and	
	Eight New Things	5-0
	Two New Thongs and Buttons to Hispan Bridle -	7-0
	a Silk Lash and Mend. ^o of Hispan Bridle	1-6
7.	Two new plated Buttons to Whip covers and Altering	
	w. ^o Loops and Mend. ^o of footmans Saddle	2-6
	Two Silk Lashes to postillion Whips	1-0
	a Silk Lash to a Whip	Coman - 6
12.	Two New Straps two pol. Yellow Buckles	Chaps 5-6
	Loops & Mend. ^o of two Leopard Skin covers	Coman 1-0
	Two New loops to Saddle for Holsters & Mend. ^o	Coman 1-0
15.	fastening w. ^o Banaments of Bridle &c	Coman - 1-0
Please turn over		£ 38-19-6

1800

Saddlery

LSD
38-19-6

July 16.	Stuffing and Mendg of 1 pair of a Saddle Groom	2-0
25.	a new (both Horn) Boot w. leather & safe Guard & plated Hol. Buckles & Straps	3-6
Jan 7/14. 1801.	a new Blm and Red pad to a Body Holler and Stuffs	4-2-0
	Stuffing a Holler	6-9
17	Stuffs and Altering a Saddle	1-6
		2-3

Received the 12 November 1801 of
 His Royal Highness the Prince of Wales by Gen. P. Hulst
 the sum of Fifteen Pounds Thirteen Shillings Eight Pence
 as the Amount of the Annexed Bill for one quarter to 5th
 July 1801.

25639/28

Stamp
 £ 15. 14. -
 4
 £ 15. 13. 8.

Francis Blunt

Francis Blunt
 Saddle
 9th to 5 July 1801
 15. 13. 8.

1800

Bro. Over

L 38-19-4

July 16.	Stuffing and Mend of 1/2 pair of a Saddle Groom	2-0
25.	a new Blk Horn Book w. Leather wafel Guard & plated Vol. Buckles & Straps	3-6
Jan. 7th. 1801.	a new Blm and Red pad to a Body Holler and Stuffer	2-0
	Stuffing a Holler	6-9
17	Stuffing and Altering a Saddle	1-6
	Stuffing three Body Holler	2-3
22.	Two polished Snaffle Bridles w. Brown Heads and Lains. plated Holler Buckles and a plated Buckle in 1/2 Wand of Lains	1-6-0
	New Straps to Boots	1-0
10.	Mend of a Stable Coller	6
	Two new Straps to Body Holler for breast Girth	1-0

£41-0-0

Deduct Bill deliverd 25. 6

£ 15. 4

Francis Blount

Seller

per to 5 July 1801

15. 13. 0.

15. 13. 0.

His Royal Highness Prince of Wales

Dr J. H. Vincent & Son

1800

January 19 6 Pair of Best Rowels for Edward
Richmond Whipperin } 0-5-0
22 1 Pair of Best Plated Spurs
for Liley the Hussar & Rivettedore 1-4-0
February 10. 1 Pair of Best Plated Spurs
at Seigh had them for a servant - 18-0
March 28. 2 Pair of Best Plated Spurs for
H. Treacher & J. Brooks by Order of Mr. White 1-16-0

£4-3-0

H. Vincent & Son
Printmakers

Due to 5 April 1800

14. 3
2. 10
2. 16
1. 16
3. 10
5. 14
2. 10
26. 3. 0
26. 2. 4

Shand

H. Vincent & Son

Butcher

July 5 April 1800

14. 3	—
2. 10	—
2. 16	—
1. 16	—
3. 10	—
5	14
2	—
2	—
26	3
—	0
—	—
26	2
—	4

for Richard D. J. J.
John Vincent

Shank	—
£ 26. 3	—
—	0
—	—
£ 26. 2	4



Received the 19th November 1804
 His Royal Highness the Prince of Wales to pay to the
 the sum of twenty five pounds and six pence the
 amount of the annuity for the year ending the 5th January 1804

25639/29

His Royal Highness the Prince of Wales

To Gillingridge & Lucas

late Leader Gillingridge & Lucas

1801

July 5 } Taking off the hoop tires of the wheels. 4 new spokes
 2 new felloes. 4 new dowels. 2 spokes new tenoned and the
 felloes new with ahead. Cutting & shutting the tire and
 putting on and point to Old Chert } 2. 17

Two new pair of solid brass plates all over in the
 best manner. for the } 10. 10

fastening the beads of the London budget with new pins } 7 6

6 Taking off a hind spring of the Vis a Vis and back plate
 to D and putting the spring together new rivets putting
 on and point } 3. 10

Cleaning & oiling a patent box hind wheel } 2 2

A new pair of strong Hoop tires hind wheel to furnish } 6. 16. 6

Off and on spokes ash felloes square tenons } 1. 1

Repairing the felloes of the wheels with ahead } 10 6

Knocking the patent boxes out of the old wheels boxes
 Hooping the new wheels. Cleaning & oiling them } 10

Taking off a hind Circular C spring setting it together
 a new hoop to D fresh hardening & tempering the plates
 putting the spring together new rivets } 2. 10

Putting on the spring a new bolt and securing up the
 wedge bolts and point } 7. 6

Taking off a hoop tire 2 new spokes putting in cutting
 two rivets shutting the tire in 2 places putting on
 with 14 new nails } 16

Two spare hoop secret padlocks for the Barouch Imperial } 1. 1

Mending a lamp } 5

Can^d over £ 31. 4

1801.

Bot. Book D 31. 4

July 8 } New drag hook spitting on with anthead screw & paint to Chain Marine } 2. 6

New silk straps to the window blinds W. H. } 5

New middle string and strips New silk straps sewed on to the outside strings Venetian Blinds } 7. 6

9. Two new plates Coupling rings } 7

11. Repairing the bar places with red and blue to the London Carriage } 5

14. New plates of logs and putting in } 1. 10

Taking off the six six hind springs, lightning and tempering them New hoops fresh tempering them New hoops hardening the plates spitting together with new rivets } 5. 10

Putting on the springs fitting spitting on the bolts & slips new screwing & bolts screwing up the bolts } 7. 10

20. Unhanging the horses coach Easing the doors New spindles & latches to the locks and rivetting on setting the hinges straight and putting on with new screws } 1. 10

Fastning all the iron work scraping & repairing the joints smoothing the pannels & repainting } 10

Two new plates Station Lamps fixing with iron work proper staples } 4. 4

Taking the steps & pieces setting up the head & fresh rivetting the joints with New rivets & spitting on the board with new screws } 18

Eight new plates ferrule & Escutcheons & screws to the joints } 2. 10

Taking off the whole new budget third stand over and taking the Carriage entirely to pieces } 5

New hind axle bed spring bed and New rubbing pieces & new fore &ansom thorn for all four wheels & repairing the Carriage } 8. 10

Carriage } 58. 8

1801

256391 30

Pro-up S 58. 8

July 20 A new plate to the spring bed & putting on standards 5

Mending the top of the perch with an iron plate one foot long and 3 iron wide. letting in & boring on } 10

Two new sockets to the horn bar & putting fitting & putting on the stay } 7

Setting the upper transom & half wheel plate & tongs & putting on with screws and nails } 10

Two new felly pieces carved and run & putting on wheels 10

Taking the fore and hind spring & pieces & new eye plates fresh Composing & modernizing them & putting together with new rivets } 5. 10

Boring them on & piecing & fitting the stays & putting on 1. 7

3 new low blocks and new hind footboard carved & run & boring on } 3. 3

Setting in the patent axis & new secured slip hoops plates & rivets & putting in } 1. 4

Setting & putting on the bottom stays and new middle slip stay & putting on & boring on the hind standards } 10

Setting the foot on steps & tongs & piecing & fitting the stay & boring on } 5

Boring on the salisbury Budget 5

A new fore axis bed and pair of fuchells and new splen tree bar and sway & felly piece all carved & run & framing together } 7. 10

Setting & putting on the Crook key & nose plate & rivets 5

Two new sockets to the splinter bar & putting on 10

A new transom plate & sway bar plate & putting on with screws and nails } 1. 7

Can't over S 82. 6

1801
July 20

Bro. over L 82. 6

1801
July

Setting in the patent iron 2 new screw clips hoops plates
 sunts & putting on, fitting & putting on the bottom stays } 1. 10
 Clips, fitting & boring on the inside wheel iron }
 Two new locking blocks and nailing on } 4
 Covering the transom and sway bar with leather and shoe
 perch plate and putting on with nails, lining new screw } 12
 the perch bolt, putting the Carriage under new key }
 fitting in the pole and staple gib and traps } 5
 forming all the iron work scraping & repairing the joints
 2 new bolts new screwing 15 and screwing up the Carriage } 2. 10
 bolts for painting }
 Taking off the hind body loops turning them up and
 putting on again } 1. 5
 A new strong set of hoop tire wheels } 11. 11
 Running the felloes of the wheels with lead } 1. 1
 Knocking the patent boxes out of the old wheels boring } 1. -
 Hooping the new wheels }
 Cleaning and oiling the wheels } 5. 5
 Two leather washers to do } 8
 Rubbing down and new painting the body a fine patent
 yellow with coats of arms mantles supporters garters
 Coronets on doors and end garters brush and Coronets on
 quarter nails and footboard edges pick out black & crimson } 13. 13
 Highly varnishing & polishing the pannels in best manner } 5. 5
 Tappanning the leather of the body in best manner } 3. 10
 New painting the Carriage and wheels in best Chenevix
 million pick out dark blue and yellow & clear varnish } 5. 5
 Lining 2 glass strings with new leather } 4
 New leather and covering all the glass frames with cloth } 1. 10

Car. up L 131. 4

1801
July 20

Two Sewings to the Colles brass	1
Cleaning and oiling the brass hanging the Body & cleaning the furniture	4 6
Repairing & new shanking the Cornets crest garden smother head slates and putting on	12
Silbering the glass rollers and putting on with new cement	16
Repairing the spring curtains turning the felts & fixing up with all new lines	16 -
New Carpeting the heads of the double steps & sewing on the trimmings	16 -
A new Carpet to the bottom bound with loops & buttons	12 -
Mending the pockets painting opening down the law of the door and lights and a new Check string & stopper & put on	14 -
New foot of new plated lead 8 ft. & repaired shank & put on to the budget and fastening the rest with new plated pins	2 10
Repairing & shanking 17 foot of new plated lead & putting on to the standards	16
Covering a set of Splinter bar rollers with new leather	12
A new middle piece and 2 new end rounded opening on a new Cap and button to the pole bolt	5
A new pair of french hand & coupling reins made up with plated buckles	1 13
Taking out the pannels of a saddle and socket to the Crook Iron and new work to the middle teritt setting the bearing hook & tight & fixing in the pannels	14
A new plated Escutcheon to a Teritt	1 6
Unhanging the Chaise for McMahon Esq. & fastening all the Iron work scraping and repairing the joints of the Body for painting	14

Car. over

£ 1.31/- 4

1801.

July 25 } Taking off the budget and under Carriage and taking
 the upper Carriage top pins cutting the perch swing shoes } 1. 10
 fresh tenoning them

New hind axis bed and 2 new bars carved and run &
 framing together } 3. 10

Setting in the hind axis 2 new clips hoops & plates & nuts
 spitting on fitting & driving the washers } 1. 7

New pair of deep carved blocks carved and run boring on } 6. 10

New pair of long German steel springs with stays to
 the bar and boring on } 10. 10

New large Compost stay from each spring stay to
 the bar and fixing } 1. 11

2 new long bottom stays and fixing } 1. 10

New Iron bar across the tops of the springs } 1. 4

New large framed hind budget boarded covered with
 graind neat leather welled with aleather flap plates } 12. 12
 buckles and straps boring on with brass head black &c

New large framed fore budget boarded covered with leather
 welled with alid with an Iron fastning and thumb } 10. 10

New brass head black and boring on

New pair of hand some carved blocks boring on to
 the sides of the budget } 2. 10

New pair of strong stiff loops setting in & boring
 on to the blocks with strong stays to do } 2. 10

New pair of strong steps with wood tread covered
 with leather and bees to Ditto } 2. 18

New drag Chain covers hook and loops to hold it up } 1. 18

Putting the Carriage under new key, fastning all the Iron
 work scraping & repairing the joints 22 new bolts new screwing } 2. 10
 15. screwing up all the bolts for pinning

Car. up 263. 8 6

6

1801
July 25

256391 30

Proc. up £263. 8. 6

Taking off all the hoop tires cutting 4 joints and shutting
 the tires, boring & putting on with new nails & trimmings } 2. 10
 fastening the long boxes, greasing the wheels & the hinges }
 fitting the axis nuts } " 10
 Rubbing down and new painting the Body a fine patent
 yellow, with arms supporters, coronet and ornaments on all
 the pannels and footboard } 9. 10
 Highly varnishing & polishing the pannels in best manner } 3. 3
 Tappening & polishing the leather of the doors } 1. 4
 New painting the Carriage and wheels in best finish
 Vermillion pickt out Blue and yellow and Blue varnish } 5. 5
 Cutting the 2 long & 2 pieces, turning them down with axes
 at each end & raising in 4 new ferrills } 1. 10
 Two new short main braces new 4 times with plated bolts } 2. 12. 6
 Two new point straps with plated buckles } " 4
 Two new Check braces with plated buckles } " 16
 Two new crop braces with plated buckles } " 18
 Two new Letter braces with plated buckles } 1. 10
 A new silver Emboss'd Crest & Coronet piece to a brace } " 16
 Six new straps and plated buckles to the end of the Pillars } " 9
 Cleaning & dyeing the Kneebost hanging the body and
 cleaning the furniture } " 10
 Taking up the lining of the Elbows 2 new bowd and upright
 Irons with loops plated with leather & putting on to the
 Elbows and back rail with screws } 4. 10
 A new broad brown leather back strap with a plated bolt } 1. 4
 fresh stuffing up the Elbows nailing down the lining }
 pinning & painting down the law } " 10
 Two new straps for the Kneebost and nailing on to the
 footboard } " 3

Carry over £301. 3

86

1801-

July 25

Working 2 holes in the kneeboot and sewing on to top steps 4

Unhanging the new german Coach 2 6

Taking the pair of wings off the body thus covering them with new Sappan leather wetting all round & fixing on again 10 10

Taking off the Body kneeboot. & flap of the front bench taking down the front squeak. and taking up the shallows of the front seat board 5

Taking off the Lamp Coach box footboard. & Iron work 5

Taking the Coach box frame off the locker

Cutting the locker ⁱⁿ 2 1/4 lower behind & putting the Coach box 1/2 inch backwards with new screws 14

Pair of ash to the sides of the locker & putting on screws 5

Two new pieces to the front back rail & Compost into the side pieces & putting on with screws & covering the sides of the locker with new Sappan leather painting & springing 14 10

Taking off the plating & cutting the upright Irons of the Seat lower 4

Plating them with leather & putting on with screws 1 4

Taking the bow Irons of the driving box and covering the off side of the driving box with new narrow leather 10

New Compost^d Mahogany footboard & fixing to the Coach box frame with new Iron work 1 18

Two new double Compost Brackets. to the footboard & putting on with screws 1 4

New hollowed out Compost ledge. Jointed into the Brackets and putting on with screws 16

New Compost ledge & putting on with screws & nail on heel leather 6 5

Cutting & fitting the kneeboot to the Coach box & new leather border to the bottom of 2 1/2 foot of new welt & putting on 1 18

4 1/2 new silver Buttons

Carried up I 325. 19

1801 July

25639/30 Bro. up L 325.19

1871 }
 July 25 }
 6 } A new pair of large square lamps. to Burn Oil with
 slides fixing with Iron work and screws } 4 4 -
 Taking off the four third Body loops. Cutting the four ones
 shorter spacing out the hind ones. fitting & putting them on } 1 10
 putting on the handles to the locker with new screws
 A new plates Snake lock handle putting on } 1 12
 A new bolts new screwing 6 and screwing up the carriage
 bolts and paint } 1 8
 Repairing new shanking 12 feet of plated beam putting on } 1 10
 Taking off the four third springs spacing them out 3 in
 longer 3 new back and 2 new additional long plates to the
 fore ones 2 new hoops & new side to a back putting the } 10 10 -
 springs together with new rivets
 Putting them on fitting & putting on the Clips & bolts six
 new bolts new screwing 10. } 1 4 -
 A new strong Jagged tread step with a stay fitting the
 other putting them on to the springs } 1 12
 Taking off the new Carriage taking off the transom
 & way bar plates rebolting the transom & way bar &
 filing the plates narrower putting them on with new
 screws and nails. Covering the transom & way bar with leather
 putting the Carriage under new key } 1 14 -
 Taking off the fore platform. A new strong platform board
 run with abatten flooring on } 1 10
 A new very strong compass pole fitting in } 1 14 -
 A new ring putting on new staple gib & straps } 1 10
 A new Iron plate to the bottom of the pole fitting in &
 putting on with screws & } 1 16 -
 A new large hook with double plates & joints flooring on } 1 17 -
 6 new bolts new screwing 8 screwing up the bolts & paint } 1 14
 Covering & stuffing the pole in 2 places with new leather } 1 18
 19 -

Carried over L 356. 2

1801
July 25

1801
July

A new strong sett of hoop tire wheels 11 11
 Off and On spokes square tenons and ash fillers 2 2
 Running the fillers of the wheels with a lead 1 1
 Knocking the Patent Boxes out of the old wheels being }
 Hoisting the new ones 1 -

Cleaning & Oiling the boxes 5
 New washers to Ditto 8

Railing down the shalloon of the seat board & fixing up }
 the front squab 10

A new Blue morose squab to the rear part of the }
 fore end bound with low stuff quilted & fixing up 4 4

Lining the front Bouge with new shalloon 14

A new black neat leather flap to the top of the front }
 bouge with borders welted in nailing on 1/4 silver buttons 1 16

Cutting & fitting the Body Knuboot a new pair of leather }
 1/2 6 inches long by 12 & closing in piecing the lining with }
 new shalloon 2 foot of new welting lining holes and putting }
 on with 2 new Silver Buttons 1 18

Cleaning & Oiling the head Knuboot and Braces hanging }
 the Body and Cleaning the furniture 10

A new spring to a Bit 7 6

To Gentles new Curricl made of the best Seasoned timber
 structural neatly carved & new painted a fine yellow with Coats of
 Arms Supporters garter Coronate and mantle on the hind part
 Double Crest garter Coronate smooth on the Side & footboard edges
 pickt out Blue and varnished lined with fine Blue cloth & lined }
 in the neatest manner with best worsted trimings stuff & quilted }
 all round 2 inside seat and a floor cloth to the bottom, and a }
 carriage wheels suitable to the body a pair of splintrees & a }
 strong Comprop pole Carriage wheels painted & varnished in }
 Vermillion pickt out Blue & yellow 2 Check 2 Crofs & two Coller Braces }
 24 -

Can't up £ 466. 8. 6

1871

25639/30

Box up L 466 8.6

July 26

Extra in storage 4 Hoops Circular head covered with best neats leather with double Campop joints	14. 14
Ditto in a large neats leather thumbol kind to take off	4. 4
Ditto in a Bouge behind made to Open with inside	3. 10
Ditto in a high back covers and stuff	2. 10
Ditto in Outside Elbows	2. 2
Ditto in a spring seat with lock changes	1. 11. 6
Ditto in Circular Springs behind part of the carriage spring	6. 6
Ditto in Brass along the backs of the Springs	2. 2
Ditto in a pair of long under springs to the fore part of the body	4. 18
Ditto in a pair of Grasshopper springs from the axis to the axle	7. 7
Ditto in a upright board under the Seat	9. 5
Ditto in a double spring Sack and new bottle pole	4. 10
Ditto in a large darning Iron covered with leather with spring with stays	7. 10
Ditto in a large Blue Morocco squab to the high back bound with law stuff quilted rising up	4. 4
Ditto in Superfine Cloth to the lining	2. 2
Ditto in handsome hood law to the lining in a carriage	4. 4
Ditto in plated beads to the head things buckle to harness	3. 10
Ditto in Ladies Emboss brush and Coronets top hairs	1. 8
Ditto in highly varnishing & polishing the pommels	3. 3
Ditto in plated screw rings to the harness	1. 16
Ditto in Hoop two wheels	2. 5
Ditto in Off and on Spokes square tenons wash fillers	1. 1
Ditto in Reaming the felloes of the wheels with a bar	10. 6
Ditto in the axle being crank	2. 2
Ditto in Collinger patent casters Boxes	17. 2. 6
Ditto in a double Campop prop with painted Iron work	2. 2
Ditto in a strong screw collar screw to the pole	1. 10
Ditto in a spare turned splinter	5. 10

Carried over 575 8

8.6

1801-

July 26 Ditto in a pair of strong new pole pieces with plated sh... 1 16
 Covering and stuffing the pole in 2 places 18
 Duty paid at the Excise Office 10 6
 A new pair of pincers (with wheel wrench and screw) } 18 6
 for the patent axes
 30 Five new neat double skined saddles with face pannels }
 Deep skirts making them up with the old furniture and } 25 -
 silver beads to pannels & handles
 Repairing new shanking the Cyphers and Coronets & putting }
 them on to the Skirts 2 10 -
 Extra in new silver bead round the skirts of the Saddle 10 10 -
 New plated buttons with the Cyphers & Coronets there 1 16 -
 Twelve new round winkers double stitche with strong Iron }
 plates in them fresh shanking the old Cyphers & Coronets } 8 8
 putting on & making them up with old Buckles to the }
 new setts of Harness
 New silver bead all round the winker frames 6 10
 New plated Copper loops to the Saddle 15
 31 New strong sett of Splinters with Pointed Iron work } 4 10
 Complete and point...
 New spare main bar and Splinter to another 2 18
 Covering the middle & Iron work of the Splinters with }
 new leather 18
 New strong brow and new plated thumb screw to d^o 15
 To a new pair of strong neat Curried harness & bridles w/plate }
 furniture plated buckles with plated tongues & round winkers }
 double stitche with strong Iron plates in them & double silver } 20 -
 Emboss Crest Coronets and... These made martingales with }
 plated buckles turn back Copper Handle back fronts fronted w/ }
 punch tape. All new Complete

Car. up £660. 1

1807

6	Aug 1	Pair of Running Bridons made up with straps plated buckles links leas and rivets	3. 3
9. 6		Pair of best double waild hams Collars with stitche housings	2. 2
8. 6		Two pair of Solid hames with square eyes plated all over with links and deas	13. 13
		Pair of best neat double skirted Saddles with far pannels deep skirts plated drop down tenetts, buttons under hook Both silver bead to pannels and Cantles	8. 12
		Ditto in Silver emboss Crest and Coronats on d ^o	4. 10
10		Ditto in silver beads all round the skirts of the Saddle	6. 6
10		Ditto in the Crest and Coronats being chased on all the buttons	14
16		Ditto in plated bead all round the wicker frames	2. 5
		Four plated spring hooks to the traces	3. 3
		Pair of Bellybands with plated buckles	1. 4
8		Pair of Covenson Martingals made up with 4 plated buckles and Squares plated all over	1. 10
10		Pair of Rosebands hind and stitche with double silver Emboss Crest and Coronats on d ^o	1. 14
15		A best Tonn made sliding bar covered with leather	3. 10
10		Crete in the ends Sloops of the bar being plated	2. 10
18		Pair of hanging pieces to the fronts with silver emboss Crest and Coronats on d ^o hind and stitche round	1. 14
18		Carding showing the Reins by foot	1. 18
15		Another pair of Covenson Martingals made up with 4 plated buckles and deas plated all over	1. 10
		Pair of best dark blue girth webbs with Roller Buckles	7. 6
		Another pair of Austrian nose bands for on d ^o with drops hind and stitche round	1. 10
		Shortring splicing 2 round Robbins Paroche	1. 14

Carried Over - L 721. 10 6

1801
Aug 1

- | | |
|--|-------|
| A new pair of pole pieces with plated buckles to fit | 1. 14 |
| A new strong drag chain covered with leather. Also and a strong wind strap to do | 1. 14 |
| 5 Unhanging the Post Coach | 2. 6 |
| Taking out 2 bottom board filling up the Rebate of the hind with pieces of ash and brads | 7. 6 |
| Two new pieces Compas and fixing on to the Rockers with screws to drop the bottom. 2 new Deal boards and nailing in the bottom plates with nails | 1. 10 |
| A new piece and fitting into a Corner pillar run their | 4. 18 |
| Easing the doors and preparing the body for painting | 10 |
| Taking off the fore and hind platforms & Iron work of Dittle | 5. 5 |
| Taking off the under Carriage and taking the upper Carriage to pieces | 7. 10 |
| A new shorter and lighter Compas Perch Carriage wheels and a pair of hind wing cards and run spanning the hind end together | 4. 10 |
| Two new strong plates to the sides of the perch and putting on with screws and rivets | 10 |
| A new tongue plate and ferrills putting on with nails | 18 |
| A new strong plate to the bottom of the perch and letting in putting on with screws and rivets | 1. 4 |
| A new hooping piece cards and run spanning the fore end together | 1. 1 |
| Seven new Carriage hoops driving up | 5 |
| Boring on the horn bar fitting putting on the stay | 10 |
| Fitting putting on the clip stay to the hind axle | 10 |
| Putting on the Iron work for the platforms to rest on | |

Carried up S 744. 19. 6

1801
Aug 5

25639 | 30

Bro. up 744 19.6

Four new Corners of ash. to the bottoms of the platforms } 1. 4 -
putting on with screws

Brass strong Iron plates and putting on with screws } 1. 18 -
putting on with screws & fixing on the platforms

A new high Corners splinter bar Cord Iron Hoisting on 1. 16 -

Two new Splinter sockets and putting on " 10

peeing & fitting Hoisting on the wheel Irons " 7. 6

Putting the Carriage under & fitting in the pole " 5

Fastening all the Iron work scraping & repairing the joints
two bolts new screwing 13 and screwing up the Carriage } 2. 10
bolts for painting

A new strong set of hoop tire wheels " 11. 11 -

Off and on spokes square tenons and ash felloes " 2. 2

Running the felloes of the wheels with ahead " 1. 1

Knocking out the boxes of the Old wheels boring and } 1. -
boxing the new wheels

Cleaning and oiling them " 5

New Washers to D^s " 8

Picking out the framing and lamps and varnishing } 3. 10
the body in the best manner

New painting the Carriage wheels in best Chinese Ver } 5. 5 -
million picked out blue and yellow

Apprening the leathers of the Body wings & joints in } 3. 10
the best manner

Three ends and 2 new sides and new Covering all the } 1. 10
glass frames with new Cloth

Four new laths new painting stringing & cleaning the } 2. 2
locks. Oiling & cleaning the frames to Venetian Blinds

Cleaning & Oiling the Brass platforms hanging the body } 1. 10
& cleaning the furniture

Con. over 786. 4 -

1801- }
 Aug 5 } 4 Brought Over £ 786. 4

Repairing one spring Curtain and fixing them up 5

Repairing the head plates and putting them on 10

A new handsome full puffed Blue seat cloth lined
 trimmed with 3 rows of handsome broad law & 3 rows
 of green & white head fringe 21 -

A new sett of broad law waisted footman holers w
 silk button hangers made up with plated buckles & little
 leathers and loops 2. 5

A new pair of leather holders to the bits 4 -

6 Four new strong wheel Traces sewd 4 times made
 up with polished rings 5. 5

Four new Drawing leathers to Ditto 8

Fresh shanking the plated head of the Currier's saddle
 & putting on 10

Four new plated Couatcheons to the buttons of the saddle 5

A new pair of French hand & Coupling reins made up
 with plated buckles 1. 14 -

8 A new side glass depending a Lamp 5

Taking out the pannell of a Saddle fastening the
 the ring & a new nut to Ditto and putting in the pan
 nell again 1/2 6

A new pair of pole pieces with plated buckles to Charlotte
 Coach 1. 14 -

Cutting & punching the leas. & hanging the old
 new Coach torights 5 -

10 Taking off the bottom plate of the body lining it w
 leather and putting it on again. & screwing up the bolts 10

11 Two new eyes 10 Inches long sewd 5 times new points
 long sewd 4 times to the Platform Beams & 7 sewing to
 the others to Post Coach 1. 5

£ 822. 16. 6

1801
Aug 15

25639/30

Brought up — L 822. 16. 6

- A new buckle and strap to the drag staff — 3
- 19. Putting on two streaks to the Carriage wheels — 2
- 22 To a new pair of strong most Cherish Harness & Bridles
Bridles with plated furniture, plated swaged buckles with
plated tongues let in square housings, sinners double
stitch with strong iron plates in them. plated round
terrets Escutcheons watering hooks & plates. broad leathers
laid and sewed and straps to hold up the traces, turnback
Carpens and Candle docks made to buckle on fronts
fronted with white tape and Reins Complete } 25.
- A pair of Running Binders made up with straps, plated
buckles links deer and rivets } 3. 3
- A pair of best home Collars with stitched housings — 2. 2
- Two pair of solid harness covered with leather — 2. 2
- Extra in the harness being plated in parts with links } 4. 10
- Order —
- Ditto in home tug buckles & straw Ring being plated 4. 10
- A pair of Martingales with plated buckles — 3. 18
- A pair of Belly ends with plated buckles — 1. 4
- 25 A new strong drag chain covered with leather and
a strong sewd strap to Post Coach } 1. 14
- Four new straps 2 foot long each to the platform
covered buckles } 4. 6
- Two new running loops to the bearing reins — 2
- Sewing on a belly band afresh & drawing to the other harness — 3
- A new Boot leg and plated buckle — 4. 7. 6

L 869. 3

Cont. over

16. 6

1801

Bot. Over

£ 1060.15.6

Aug 25

Covering and stuffing the pole in 2 places ————— 18

Duty paid at the Excise Office ————— 10 6

A screw driver & a small neat Hammer ————— 5

26. A new strong drag chain covered. & a buckle & chain foot 1-16

27. Unhanging the old German Coach ————— 2. 6

Taking off the fore and hind springs. 4 new steel back plates. and putting the springs together with new rivets. ————— 8 10

Putting on the springs, fitting & putting on the stay bolts. 3 new bolts new screwing 11. and screwing up the Carriage bolts and paint. ————— 1. 4

Taking off a hoop tire a new felly square tenon & iron a new dowell and putting in nails and paint. ————— 15

Cleaning and Oiling the patent axis boxes ————— 5

Taking up the lining of the bottom sides and taking off the fore Body loops & bottom plates. Cutting shut off fresh Compressing them. & putting on putting on the loops and bottom plates with 5 new bolts. ————— 1- 18

Nailing down the lining of the bottom sides and putting on the door stays with new plated nails & mending the lining of a door. ————— 5

Casing the doors setting the lark's hinges & tongs putting on with new screws setting the iron work of the lamps tongs and putting on with new screws. ————— 10

Taking up the lining of the Elbow. 4 new pieces of ash. fitting into the Elbow with screws glue & sawdust morticed for the knee bolt fley. Iron ————— 12

Carried up £ 1078. 6. 6

1801

Aug 27

Fresh stuffing up the Elbows & nailing down the lining, pinning and painting down the law & 4 plated squares to Billo } 1. 4-

Taking off the footboard & seats from the driving seat. Taking off the footboard. 2 new painted glass tops. Fixing on to the driving seat with 4 new bolts. Spitting on to the footboard with screws & paint } 9 10

A new glass to a curtain 12 new tops to the seats. New binding 2 Carpet treads } 9 12

Cleaning & oiling the Braces hanging the body } 9 10

Cleaning the furniture } 9 12

A new front glass 2 new side glasses a new back glass mending the lacers to Attendants Coach } 9 2. 6

28 Four new straps & 1 new plated buckle & 5 new loops to the old Boot legs } 9 7-

Covering and stuffing the pole with new leather to Barouche } 9 12

29 Eight new broad leather fronts fringed with new yellow silk ribbon } 2. 16-

Four new Round Robins Braces sewed 4 times to the Barouche } 5. 5

A new strong sewed brace to the bottom of the pole (instead) of a Rope } 2. 5

A new strong pole collar to the old Curicle } 1. 10

Two sewings to the main brace & 4 sewings to pole pieces } 9 3

Carried over £ 1094. 15-

1801
Aug 29

A new leather Tool Bag 14

12 Jack bolts a draw bolt pin. 6 Rein punches & a Curule pole bolt } 1. 15

30 A new stroke wheel with Iron Spindles to Runes 18

Sept 1 Twelve yards of Knapt. Baize. 2 dozen Brass Curtain Rings. packed in yards of Canvas & staking to the same } 2. 18

5 Unhanging the Old German Coach drilling holes in one side plate of the Perch. and 2 strong screws } 10

A new strong plate to the bottom of the perch and 4 foot 8 Inches long 2 Inches wide boring on each side and screwing up the Carriage bolts. Spaint } 1. 18

Cleaning & oiling the Runes hanging the Body } 10

Cleaning the furniture } 10

Going to the Stables and fastning the plates head with new pins to Landau } 7. 6

Two new plates squares and putting into the Barouche at the Stables } 10

Sixty six new banded hangers with faggots & 23 Ditto without. and fresh mounting 20 and tying it into wheat cloth } 6. 10

Oct 2 Unhanging the Paper Chariot } 2. 6

Taking off the hind springs and taking them to pieces and a middle plate and tempering the others. peicing the fastning. and screw hoops. putting together new with } 1. 1

Putting on the springs peicing & fitting the sleep. Spaint on } 7. 6

Taking off the platform. and taking off the bottom Iron screw flap 12 Inches long and shutting on } 8

Putting on the Iron with new anthead screw and putting on the platform } 5

Carried up £ 1113 9. 6

1801
Oct. 2

Taking off a Clip of the hind wheel cutting
fitting and putting it on } 5

Two new bolts new screwing & and screwing up the
Carriage bolts and paint } 7. 6

Cleaning and Oiling the patent extra Horse } 5

Lining the pole in the furehells } 2

Cleaning and Oiling the horse platform } 10

Washing and Cleaning the carriage wheels spinning
down the leather of the quarters change } 5

5th Washing and Cleaning the Carriage Body carriage
wheels cleaning and Oiling the head knob and
horns & Cleaning the furniture } 10

A new pair of Pistol holsters covered with cloth
spinning to the fore pillars with two loops & 2 plated
buckles and straps } 1. 16

Taking the stuffing out of the driving seat stuffing
it fuller with 1/2 new Curd hair quilting with
new tufts } 14

Attending his Royal Highness at Brighton three
times self and 2 Men } 20.

Hire of a Coach for her Royal Highness Princess
Charlotte from June 3. to Aug. 15. Ten weeks and four
Days } 13. 4. 3


£ 1157. 8. 3

Credit by the Carriage

150

£ 1001 8. 3


[Faint, illegible handwriting in cursive script, likely bleed-through from the reverse side of the page. The text is arranged in several paragraphs, with some lines appearing to be part of a list or account. The ink is very light and difficult to decipher.]



Collingridge & Lucas
Watchmakers
27 to Octo 1801
F1001.8.3
Sheet 5
1001.8.3

1801

His Royal Highness the Prince of Wales



To
Bo. of Tho. Cuff,
SADLER,
To their Royal Highnesses the Prince of Wales,
The DUKES of YORK and CUMBERLAND.
Curzon Street, London.

1807

- Oct. 10, To an Old Silt lower to a Cartouch Box
lined wth fine Mannel & bound wth Leather " 7 6
- To an Old Silt lower to a Cartouch Belt
lined, lined wth fine Mannel, bound
wth Leather &c " 10 6
- 16, To a Hunting Saddle wth very low cantles
the Skirts & very large flaps, under quilted
& covered wth Pigskin, Panels edged wth
lined Leather & Girths " 4 6
- To a quilted Pigskin Pitch, lined wth
fine Mannel &c " 1 5
- To a set of plated Nails & a pair of plated
Loops " 7 6
- To a pair of Hayward Patent Spring Stirr " 1 5
- To a packing Matto " 2 6
- 23, To an Old Silt lower, lined wth fine
Mannel & bound wth Leather for a
Cartouch Box & Belt " 18 0
- 24, To a plain Hunting Saddle the Skirts &
Flaps, under quilted & covered wth Pigskin,
Panels edged wth lined Leather & Girths
wth roller Buckles " 4 6
- To a quilted Pigskin Pitch lined wth
fine Mannel & stuffed wth Hocks
fitted to the Saddle " 1 5
- To a set of plated Nails & a pair of
plated Loops " 7 6
- To a pair of Hayward Patent Spring Stirr " 1 5
- To a Steel Prussian Bitte wth loose
twisted Collets, turn Post & Sides and
polished Surb " 1 5 6
- Can. forward £ 19 1

1807

Brought forward £ 19 11 -

- Nov: 2, To new platted Thong Ornaments to the
Headstalls of 2 Bridles, 28 to each 10³/₄
long, 16 new Leather Rosettes & all
new arranging the Ornaments of 2
Hussar Bridles 2 15 -
- To 2 new Bunches (of Thongs to each) of
platted Thongs to a Crupper, 3 new Leat:
Rosettes & altering D^o 19 -
- To 1 new Bunch of platted Thongs & new
Leather Head, 3 Leather Rosettes &
altering a Hussar Breast-plate 7 6
- To an Officers dress Crupper of black
Spanish Leather, Chain stitched wth
Gold, Ornamented wth Water Gilt Chains
& Studs, Lions Marques & Gilt Runners
& Gold Tassels as before 12 19 6
- 3, To taking to pieces & altering a quilted
Pitche, new stuffing D^o, & new Leather
Lantern & fixing D^o & Panels 5 6
- 5, To taking to pieces & altering 2 quilted
Pitches &c as before 11 -
- 9, To 4 rows of platted Thongs to 2 Hussar
Bridles, Girths each row & altering the
Fronts & cross pieces 10 6
- Dec: 24, To taking a Saddle to pieces & all new
making D^o new setting the Seat, new
seaming the Skins fixing the under
flaps & Panels 17 -
- To altering & all new making & fixing
a quilted Pitche 5 -

£ 30 19 -

11

5

19

7.6

19.6

5.6

11

8.6

7

5

9

11

667
S

Thomas Cuff


Saddler

No 6 S. Fenny 1802

£38.19



H. B. H. The Prince of Wales



Bo. of Tho. Cuff,

SADLER,

To their Royal Highnesses the Prince of Wales,
The DUKES of YORK and CUMBERLAND.

Curzon Street, London.

1802

- 18 To 26 Silver bullion hangers to the Frame
of a Tyger skin Furniture ————— 1..5.-
- To an Officers Hussar saddle made on an English
Tree with quilted seat Shirts & flaps covered
with Russia Leather stitched with Silver
Buckles edged D. & Spring Girths ————— 6..10.-
- To a set of plated Saddle & a plated Bridle ————— 15.-
- To a pair of Hussar Stirrups w. Ironed Iron — 1..2.-
- To a pair of Hussar Stirrup Leathers covered
with Russia Leather & stitched with Silver
plated all over roller buckles & silver stitched loops 1..14.-
- To a pair of Hussar Holsters covered w. Russia
Leather & stitched with silk ————— 1..2.-
- To a packing Malt ————— 2..6
- 19 To new mounting for 2 Hussar Bridles
with much plated thong work to D. & Leather
rosettes plated buckles & Bellets & Whip Thong 4..4.-
- To 2 Hussar Broad Belts with much plated
Thong work to D. & Leather rosettes plated
all over buckles & ————— 1..5.-
- To 2 Hussar Cruppers with much plated
Thong work to the sides & Leather rosettes 1..5.-
- Carried forward ————— 19..9..6

Q Pro. ^{ty} forward	14	9	6
Oct 19 To a packing Matt		2	6
23 To taking to pieces & all new making 2 Huspar Sells, 2 new hand trunks to D. ^o covered with Morocco, 2 plated wood to D. ^o & stuffing Baskets	1	2	-
To a packing Matt &c		2	6
Nov 11 To new white Leather Thongs & fixing Huspar Holders	3	6	
18 To 2 bunches of plated Thong Work & 2 new Leather Holders to Huspar Crupper & altering the Book	4	6	
Dec 30 To taking to pieces & all new making two Shell Bridles adding all new plated Thong Ornaments to D. ^o covered with Shells, 2 new Throatbands with pendants to D. ^o covered D. ^o 14 new Leather nootties with blue silk tufts to D. ^o & 588 new Shells	6	14	-
To all new making 2 Shell Breast Plates adding new plated long Thongs to D. ^o & all new covering D. ^o with Shells & new Leather Holders & silk tufts to D. ^o - 350 new Shells	3	18	-
To all new making 2 Huspar Crupper & bunches of long plated Thongs to each, all covered with new Shells & Leather Holders with silk tufts 700 new Shells	6	15	-
	£	34	1 6

...9.6

...2.6

2.-

2.6

...3.6

4.6

14.-

18.-

15.-

1.6

Oct

Thomas Cuff

Sutler

Jan 5th 1803

£ 39. 1. 6

5. 5. 0

44. 6. 6

Shant

44. 5. 10

1802

25639 | 33

His Royal Highness the Prince of Wales



Bo. of Tho. Cuff,
(SADLER)

To their Royal Highnesses the Prince of Wales,
The DUKES of YORK and CUMBERLAND.
Curzon Street, London.

1807

July 10. To 3 steel Pussian Bitts w. loose
 rollers, turn Ports & Sides, mounted
 w. running Headstalls, plated all
 over Buckles & fronted @ 2/9/6 7" 8" 6

To 3 extra Ruins w. plated Buckles
 & Billets 5/6 - " 16" 6

To a polished double jointed Bridoon
 mounted w. Headstall & Run and
 plated Buckle - " 12" -

To a Headstall Martingale w. pieces
 of wood in the Noseband & a Neck
 Strap w. plated Buckles - " 13" 6

To a Martingale w. plated Rings
 & Neck Strap w. plated Bkte - " 15" -

To taking to pieces 2 Officers Hussar
 Saddles - " 5" -

To 2 new Hussar Trees & all new
 making, the same & covering the
 Trees w. Russia Leather, altering
 & new binding, the quilted seats for
 shirts & new quilting, D. new Seat
 Loops altering, & new fixing, the
 under-flaps, new plated Buckles
 for the Cruppers & new Thongs - 6" 10" -

Lamin Forward S 17" - 6

1805

Brought Forward

17 6

- July 10, To 2 new Sarge Pantles edged wth Leather to Hussar Sables — 1 4
- To 2 Blankets for Do. — 1 1
- 11 To 3 double jointed Bridoons mount. wth white Cotton Bridooning, 4 Buttons & Loops & plated Buckles — 2 2
- 20 To a pair of Officers Bridle Poles & 4 y^{ds} of Ribbon — 19 6
- 27, To a Steel Pussian Bitte wth Moose rollers, turn part & sides, mounted wth running, Headstall plated Bkles & fronted — 2 9 6
- To an extra Rein wth plated Bkles & Billes — 5 6
- To polishing, 2 Pussian Bitts & sewing, on the Headstalls and Reins — 12
- Aug⁵ 14 To adding, 22 inches of black Spanish Leather stitched wth Gold, to the Rein of a Turkish Bridle, piecing the collar Rein of Do. & a new Gilt Buckle — 9 6
- 29, To a dress Gupper, fitted up to correspond wth the Turkey Bridles Gilt-chains to each side & Gilt Runners wth drops on the sides of the division for the Dock chased Lions Masque on the centre, one Do. on the turn back & 3 water Gilt Row ornaments & 2 gold mixed Tappells & a Gilt Buckle, &c. — 12 19 6

Carried Forward

39 3

Drought Forward £ 39" 3" ~

6 1807

Sep: 4, To 2 Steel Prussian Bitts wth twisted
 loose rollers, turn Posts & sides & 2
 pair of water Gilt Ropes on D^o. — 5" 15" ~
 To 2 Steel Prussian Bitts as above
 wth plain rollers & 2 pair of water
 Gilt Ropes ————— 5" 10" ~
 To chasing, a pattern Bop ————— " 5" ~
 To a pair of Scarlet Ribbon Roses — " 6" 6
 To a Packing Mat & packing up
 a saddle, Bridles &c. ————— " 3" 6
 £ 51" 3" ~

6

6

6

6

6

5

Thomas Cuff

father

21st to 10. October 1801

£51. 3. —

Shanks ~~£~~ 51. 2. —

His Royal Highness The Prince of Wales

1801	Coach Stable	To J. & M. Pollock	£ s d
July 24 th	To mending a driving harness & fastening 2 girths		2
	To mending a rug & new binding		1
	To 2 driving Furniture Saddles with plated Staples & Plates & polished Stirrups & leathers & lined double girths		26.6
	To 2 Furniture Pads with Buckles & straps		6
	To 2 Goggles with plated Buckles		7
	To 2 P ^{rs} of Hobsters with straps & plated Buckles		1.18
	To 2 P ^{ts} of fine black leather driving Furniture bound Morocco double stitched silver plated Girths &		12.12
	To 2 tanned leather Cat Cases double lined & 3 Straps each with plated Buckles		2.10
	To 2 P ^{rs} of Straps to D ^o with plated Buckles		7
	To 2 best polished Bitt & Bradoon Bridles made up with plated Buckles		3.8
	To 2 Scarlet Fronts		2
25 th	To mending a girth & a new Chape		1
Aug. 13 th	To a new Strap, Chape & plated Harness Buckle to the Gullet of a Postillion Saddle & fastening the Carroul		4
	To mending a Horse collar very much		2.6
	To 6 Buff Skins for Goggles		12
	To 2 best Floured Combs & white hair Brushes		13
25 th	To 6 Hoods bound white bordered scarlet with Lany & Straps, H. R. H.'s own Girth		7.16
27 th	To 6 fine large Sponges		1.7
29 th	To a new Strap & sewing on for the Hupar's Tambretask		1
	To stuffing & mending a Postillion Saddle		1.6
	To a plated harness Buckle & strap for a heavy Rein		3.6
Sept. 25 th	To mending a P ^o of girths & sewing on the Gapes		1
	To a new girth with collar Buckles		2.6
	To 2 Straps to a Roller for a girth		2
	To mending 3 Bridles		3

Car. over

£ 39.9

1801

Sept. 27th

Brought over — £ 39. 9⁰

To repairing 5 Goggles very much with new leather } — 7. 6

2 new Throatbands & 1 Front

To mending a Watering Bridle in several Places with } — 2. —
new leather

To mending a Pillar Rein — — — — — 6

To 2 new broad hind Loops &ewing a Dut to a Roller — 2. 6

Col. J. To 2 new leather edged Pannels in 2 Saddles — 1. 4

To 6 new Straps to 2 Saddles, & mending 1 Saddle in } — 5. 6
several Places

9th To 6 fine large Sponges — — — — — 1. 7

To 4 leather Coach Collar Reins with Billets & } — 14. —
roller Buckles

£ 43. 12

Bill annexed — 28. 16. 6

£ 72. 8 6

His Royal Highness
The Prince of Wales
To Q. M. P. Coldest
Saddlery

£ 43. 12

Leads Stable

July } 1801
August }
September }

His Royal Highness The Prince of Wales

To J. & N. Pollock Esqrs

1801		Groom's Stable	£ s d
July 22 ^d	To mending a Bitt & Madoon Bridle	—	1
	To 13 Saddle horn collars, with Throats Fronts & 2	7. 16	
	Riins each, Billets & roller Buckles	—	
	To 13 scarlet cloth Fronts	—	13
Aug. 6 th	To a best white hair Horse Brush	—	4
	To mending a Watney Bridle	—	1
7 th	To repairing 2 Horse collars with new leather very	5. 6	
	much & one new 1/4 in. roller Buckle	—	
	To 4 new Billets to Pillar Riins	—	3
13 th	To stuffing & mending a Saddle Pannel	—	2
17 th	To repairing 2 Snaffle Bridles in so. Plans with leather	2. 6	
	To a new Turnback to a Crupper & mending	—	1
19 th	To 2 Oak Side Saddles with Doerkin Seats quilted,	13. 13	
	small Stirrups & Flaps quilted hogskin, & stitched blue,		
	balance Stirrups 1 red & 1 blue, lined leather, with		
	plated Buckles, white girths & Surcingles	—	
	To 2 tanned Cruppers with plated Buckles	—	7
	To 2 fine Kemy Check Saddle cloths bound blue	—	18
	& bordered scarlet		
	To 2 leather Goums for the Saddles lined Serge	—	1. 16
	To a best Bitt & Madoon Bridle made up tanned	—	1. 15
	with Buckles plated all over & yellow Front		
	To a leading Rim for D ^o	—	4
	To a large whole Packing Mat	—	2
Sept. 8 th	To repairing 2 P ^{rs} of Kemy Boots & 8 new Straps	—	6
	& Buckles		
25 th	To new Straps to a P ^{rs} of Kemy Boots & mending	—	3
	To mending a Stirrup leather	—	6
Oct. 3 rd	To mending and altering 3 girths & a new Buckle	—	3
	& Gape		

£ 28. 16. 6

His Royal Highness
The Prince of Wales
St. James's Palace
London
W. 1
1801

J. & W. Dalloway
Saddlers
No. 6, 10, October 1801
£ 42. 8. 6
1
£ 42. 9. 6

His R^o H^o The Prince of Wales

Bot^l of J. Crowther

			L S D
1702	12 Apr ^l	A Four horse Thong, handle & Keeper	3. 6
	1 May	A Yew pair horse Whip	9. -
		A Thong handle & Keeper	2. -
	13	A 8 ^o	2. -
	2 June	A Four horse Thong, & Keeper	3. -
		A handle setting, & Varnishing	1. 6
		A Thong handle & Keeper	2. -
	16	A Postilion Thong, Keeper & Silk Lash	2. 6
		3 Silk Lashes	1. -
		A new Keeper & Binding a joint	1. 6
		A Silver Mounted Footmans Whip	15. -
	22	A 8 ^o	15

L 2. 18. -

John Crocker
Whitaker

June 5 July 1802

12. 18



His Royal Highness the Prince of Wales



Bo. of Tho. Cuff,
SADLER,
To their Royal Highnesses the Prince of Wales,
The DUKES of YORK and CUMBERLAND.
Curzon Street, London.

1802
Jan 7th. To 2 pair of new deep under flaps under-
quilted & covered wth Hogskin to 2 Hunting
Saddles & new fore pieces to D^o 2. 10. 0
To 2 new Saddle Pannels edged wth Leather 1. 4. 0
26, To taking to pieces & all new making a
Hunting Saddle, a pair of new solid Stirrups
reducing the Cantle & Seat, new setting
of fixing the Cover, Flaps & Pouch, altering
of fixing the Pannels & 3 new plated Nails 1. 9. 6
28, To an Officers Dress Habergeon of superfine
Scarlet Cloth, richly Embroidered in Gold
at the corners & 3 Gold Tassels, enriched
wth Bullion to each corner suspended
by Gold Cord wth spangled Rosette Or-
naments to D^o the edge trimmed wth
Gold Musquetier Lace, a light of Blue
Cloth & deep Gold Fringe annexed
wth Bullion Bangles, lined wth Scarlet
Serge & Russian Leather Flaps 67. 15. 0
To a Green Baize Bag for D^o 7. 0
To a Red Morocco Furniture Strap
stitched wth Gold for D^o & Gilt Bble. 1. 0. 6
To a Scarlet Suringle for D^o 17. 0
To an Off. dress Turkish Bridle wth water Gilt
near to Headstalls & Front & Gilt drops to D^o
water Gilt stole. Chains to the Throatband &
water Gilt face piece wth Scarlet, black &
Gold Tassels to D^o to the Throatband, & Gilt
Ball & ornaments to the same, & collar wth
rows of Gilt Chains to the Noseband & Gilt drops
appendant, the Reins & Headstall of black Morocco
Chain stitched wth Gold, & Russian Bitt &
water Gilt Boses 59. 15. 6
Carried forward 125. 17. 6

Brought Forward £ 124. 17. 6

- 1802
Jan 20 To a Gold Lace Bridoon for D^o lined
with Morocco Leather & a Gold Buckle 3. 15. 0
To a Hussar Breast-plate to correspond
wth D^o wth Gilt-tunness, Chains and
ornaments & black & Gold Tassels 19. 19. 0
To a Hussar Cuff for D^o wth water
Gilt Chains & ornaments & 2 black &
Gold Tassels & chased Lions Masque 12. 19. 6
30 To stuffing the Pith of an old Saddle &
fixing D^o 2. 0. 0
To 2 Hunting Breast-plates of brown Leather
lined wth Calf Skin & stitched wth Silk
& 3 plated Buckles & Billets each 1. 10. 0
Feb 23 To 2 pair of spring Girths wth roller Bitts 10. 0. 0
6 To a new Noseband & a new Front for a
Turkey Bridle of black Spanish Leather
chain stitched wth Gold, taking to
pieces & all new making, the other
parts of the Bridle, new Shankes to
all the ornaments & new water Gildy
D^o & new colouring the Chain & the
other ornaments & refixing D^o & Bitts
& Billets 8. 17. 0
To a new Breast-plate for the above
Bridle of black Spanish Leather
chain stitched wth Gold, new Shankes
to all the ornaments & new water Gildy
D^o new colouring the Chains & all
the other ornaments & refixing D^o 5. 19. 0
To a new turn back to the Cuff, &
4 new Water Gilt-Roses & 4 water
Gilt-Chains, new water Gilding the
Buckle & Slide, colouring the other
Chains & ornaments & new making D^o 4. 19. 6
22 To a plain Hunting Saddle wth deep flaps
(very large) under-quilted & covered wth
Dogskin, Panels edged D^o lined Leather
& Girths 5. 16. 0
To a set of plated Nails & a pair of
plated Loops
To a quilted Dogskin Pith

Brought forward £ 189. 11. 6

Pro^o. forward £ 189. 1. 6

17. 6 1802

Mar 22 To new covering the quilted Flaps of a
 Saddle wth the Haggins & new fore piece "16"
 To 4 new Girth Straps "3"
 To a new Surge Pantle edged wth Leather "12"
 27 To 12 pair of spring Girths wth roller Bites "3"
 Apr 15 To a plain Hunting Saddle wth deep flaps
 under quilted & covered wth Haggins,
 Pantle edged & lined wth Leather & Girths
 To a set of plated Nails & a pair of plated
 Loops "11"
 To a pair of Patent spring Stirrups
 To a Pigskin Pilch, quilted & stiched wth
 Silk

£ 201. 3. 6

0087
STATE AR

Thomas Cuff


father

Jan 5. April 1802

1201.3.6



H. B. H. The Prince of Wales



Bo. of Tho. Cuff,
SADLER,
To their Royal Highnesses the Prince of Wales,
The DUKES of YORK and CUMBERLAND.
Curzon Street, London.

1802

1/29 To 2 pair of Haywards Patent Stirrups 7. 00
 May To a pair of Officers Bridle Purses ——— 4. 6
 To a piece of Scarlet China Ribbon ——— 13. 6
 4 To a silver Broadown Bridle with 3 Broadown 3. 10
 6 To a new Surge Pant edge w/ Hoopstain ——— 12
 To 2 silver Lace Broadown Bridles ——— 6
 8 To working Buttons Holes in 8^e Silver ——— 2
 To sewing a Chain on a Gold Broadown ——— 1
 13 To a with Bullion Tapell & mending Furniture ——— 7
 To a Super Surchace w/ Metal dies stitched silver ——— 12
 To a Furniture Strap of 6 long of Spanish
 Leather stitched w/ silver ——— 15
 To 3 Broadown Purses w/ Metal Buckles ——— 16. 6
 To repairing the quilted Belts of 2 Saddle ——— 4
 14 To repairing 2 Super Broadown Purses ——— 2
 To a pair of Super Stirrups w/ Small Rings 1. 1
 19 To 2 white Broadown Bridles ——— 1. 5
 24 To a silver Broadown Bridle as before 3
 June 5 To covering the Belts of 2 Saddle w/ Hoopstain
 a new pair piece of Straps & repairing 2 ——— 1. 2
 To a new Surge Pant edge Hoopstain ——— 12
 To repairing & altering a quilted Belt ——— 1. 6
 To new ends to a Pelt & fixing 2 & Pommel ——— 1. 6
£ 28 4 6

Faint, illegible handwriting in a rectangular box at the top of the page.

Thomas Cuff

Saddle

July 3 July 1802

£ 28. 4. 6

201. 3. 6

38. 19. —

268 7 —

Amount

268. 4. —

His Royal Highness
The Prince of Wales

25639 | 38

1802
Jan. 7th

To C. W. Pollock

£ s d

Groom's Stable

- To mending 4 Brides in several places with new leather - 6. 6
 To mending a Martingal - - - - - 6
 To 2 new Billits and a Roller Buckle to 2 collar Pairs - 2. 6
 Feb. 2nd To 12 large linen Rubbers - - - - - 1. 10
 To 8 best Oil Brushes - - - - - 16
 To mending a P.^r of Hobbs with large Pairs of new
 leather - - - - - } 3. 6
 16th To 6 flat hump Statters - - - - - 6
 Mar. 9th To mending a saddle & a new dogskin Girth &
 mending the Flaps & Stirrup leathers - - - - - } 4. 6
 To a new Pommel in a saddle - - - - - 12
 13th To a do do - - - - - 12
 To a new head to a snaffle Bridle with plated all
 over Buckle & a new Buckle to another - - - - - } 5. 6
 To new mounting a Pitt & Pradon Bridle & Chin
 Strap, Buckles plated all over - - - - - } 16
 To a new head Grain to a snaffle, Buckles plated all over - 9. 6
 15th To mending a P.^r of saddle Bags, several new loops, &c - 2
 To a P.^r of new Straps with plated Buckles to do - - - 3
 To stuffing the Pommel of a saddle - - - - - 1. 6
 Apr. 4th To mending & altering a saddle - - - - - 2
 To a new iron gullet Plate & stuffing a saddle Pommel - 6
 To mending 6 Brides in many places with leather,
 loops, &c a new near side Throat lash to one, &
 pinning the head of one with leather - - - - - } 12
 To repairing a collar Pin spinning with a long end of
 new leather - - - - - } 2
 To repairing a collar in several places - - - - - 2
 To new mounting a snaffle with Buckles plated
 all over - - - - - } 9. 6
 To a plated Buckle to a Bridle Pin - - - - - 1

Car. over - £ 0. 5. 6

1802

April 4th

Pr^o. over

£ 8. 5. 6

To a new near side head to a saddle horse collar & mending do } — 2. 6

To stuffing a saddle pannal — — — — — 1. 6

To shortening a pair of girths & mending — — — — — 1. —

To a new polished Buckle & Chape to a bridle — — — — — 1. —

To mending a saddle horse collar in several places — — — — — } — 2. 6

£ 8. 14. —

Bill annexed — 10. 10. —

£ 19. 4. —

His Royal Highness

The Prince of Wales

Esq. & W. Pollock

Saddler

£ 8. 14. —

Jan^y } 1802
Feb^y }
March }

His Royal Highness The Prince of Wales

1802	To Mr. Pollock	£ s d
July 5 th	Coach Stable.	
	To 6 th of plain simple leathers with roller Buckles	1. 7
	To 4 hump & hair Pains with covered Eyes	— 8
	To a tanned leather Cushion for a chair, stuffed horse hair very thick bespoke by Mr. Gaskoin	} 1. 5
16 th	To 2 new Pannels in two Saddles & repairs	— 1. 4
	To a new iron snapper loop to a saddle	— 1
	To mending 2 Buds in several Places	— 2. 6
20 th	To mending 2 Saddles & 2 new plated Tuff Rails	— 5. 6
	To a fine blue Morocco Cushion for a chair in other Respects as the last, bespoke by Mr. Gaskoin	} 1. 11. 6
Mar. 5 th	To a blue web Girth with roller Buckles	— 2. 6
	To mending a servant's dining Furniture in several Places & mending a Pad	} — 4
	To 2 new Straps & Buckles for the Hoop	— 3. 6
20 th	To mending 5 th cloths very much & 3 new Braces Straps to do	} — 7. 6
	To mending 4 Rollers, 5 new 1/2 in. Straps & 3 patches Loops to do	} — 9. 6
24 th	To 2 Pillar Pains 5 Feet long with Billets & polished Buckles (double length)	} — 10. 6
	To a new iron Julet Plate in a saddle & fastening the Pannel of do	} — 5
30 th	To mending 5 collar Pains in different Places & 2 new Billets to do	} — 6. 6
Apr. 4 th	To a new plated Ring & Gape to the Julet of a Saddle	} — 2. 6
	To mending 6 Pillar Pains in several Places & 2 new Billets	} — 4. 6
	To mending a Roller & a new 1/2 in. Strap & 2 new 1/2 in. Straps to take a Girth	} — 2. 6
	To 6 fine large Sponges	— 1. 7
		£ 10. 10

Jan^y }
Feb^y }
1802 }
Thank

No. 10.

Secretary
of the Admiralty
at the Admiralty
Whitehall

D & W Pollock

Sadlers

Leicester 5 April 1802

19.4

Her R^{ty} H^{ty} the Princess of Wales

Bot of John Crowther

1702	15 Jan ^r	A Postilion Keeper	£ 9
	28 May	A ^{do} Thong & Silk Lash	" 2 6
	4 June	A Year Whip Mounted with a Silver Gilt Cap & Collar	" 16 "
		A Postilion Keeper & Silk Lash	" 1 "
	9	A Thong & Silk Lash to Footman's W ^{ts}	" 2 "
	19 Aug ^r	2 Postilion Thongs & Keepers	" 3 6
	23	A Silver Mounted Livery W ^{ts}	1 1 "
	30 Sep	A ^{do}	1 1 "
	1 Nov	A Whip	" 5 6
1803	18 Dec ^r	A Silver Mounted Coach Whip	1 5 "
		Engraving Feathers	" 1 6
	7 Mar	2 Postilion Thongs & Keepers	" 3 6
	15	4 Silver Mounted Livery Whips	4 4 "
		8 Engraving Letters & Feathers	" 10 "
		2 Pair horse Whips	" 2 "
		6 Knots of Large Cord	" 1 6
	2 Apr ^r	A Thong & Fitting on	" 1 6

£ 10. 4. 6

Amount of 2 Quarters Bill Delivered
From 20th July to 31 Dec^r 1801

£ 4. 4. 4

John Crowther
Whip maker

9 10-0-6
1 4
10. 0. 2

rep to April 5th

1803

1803
Crowther

His Royal Highness Prince of Wales
1803 of N. Maiben £ 1. 2
Brighton
for Groom Stables

Jan 5	2 Raps (by Moat)	-	-	-	2	-
12	4 Quarts of Best fine Oil	-	-	-	10	-
	Taking up the hind part of the New Saddle & Gluing & Canvassing & Plating &c	-	-	-	3	6
	New Leather to Girth piece	-	-	-	2	-
	2 New Plated Staples & plates &c	-	-	-	3	-
	2 Rings & Snip Bells Behind	-	-	-	8	-
	Padding Girth piece with Brass Nails to order	-	-	-	1	-
	add up pannel & Saddle Leathers	-	-	-	10	6
20	2 Stable Brooms	-	-	-	9	-
	a New p ^r of Plain Stirrup Leathers	-	-	-	4	-
22	Stuffing a Saddle	-	-	-	1	6
25	Taking up the fore part of a Saddle & Gluing & Canvassing &c & Entering New Plating the fore part of Tree	-	-	-	8	6
26	Mending 2 Bridles 6 heads of Tow	-	-	-	1	-
Feb 7	6 Do & Do 4 Brooms	-	-	-	1	6
10	12 Brooms	-	-	-	4	-
12	2 New Bullets to a Dane	-	-	-	1	-
15	3 heads of Tow	-	-	-	6	-
24	4 New Raps to cloths	-	-	-	1	-
Mar: 2	10 Yards of Smalle Cord	-	-	-	6	-
3	Stuffing & Mending a Saddle	-	-	-	3	-
4	Mending of horse cloths	-	-	-	2	6
9	a New web Top part to the pad of a Pallor & Sewing on the pad	-	-	-	3	-
11	Mending a Gupper a New Plated Buckle & Buckle piece & Strap to a Martingale	-	-	-	2	-
14	2 Brooms	-	-	-	9	-
17	a New Loop & Mending a Strap Mending a Martingale	-	-	-	4	6
19	Stuffing a Saddle	-	-	-	1	6
23	Mending & New Lengthening of 12 Leather collar Pannels 13 points of Best Bees ft. Oil Mending a Pallor	-	-	-	9	3
25	add new curb Strap to a Bridle with a Plated Buckle	-	-	-	1	-
						Carried over - £ 4 - 6 - 3

1803 Bro - or - £4-6-3

March 26 - Mending Saddle Bags - - - 2 - -

30 - Mending a Saddle - - - 6 - -
 a New Buckle & Strap to Saddle - - - 6 - -
 New Lending a Snaffle to order - - - 6 - -

31 - a New Luggage Tame Made of Gutty
 webb & 9 flat Long Straps at large
 with Buckles & Bullets to order } - 9 - -
 2 New Buckles & Bullets to order - 2 - -
 a New Buckle & Strap to the fore
 part of Lavison - - - 1 - 6

April 1 - Mending a Saddle - - - 1 - -

2 - 2 New Straps to Saddle & Sailing
 on the pannels - - - 1 - 6

2 New Buckles & Chaps & Sails
 on to the Tree - - - 1 - 4

5 - Mending 4 Stable Gallots & Saddle - 4 - 6

2 New Leather Throat Bands to order - 2 - 6

2 New Loops to Horse Girth - - - 6 - -

2 New Plated Saddle Girths to a
 Saddle & fixing in pannels &c } - 2 - -

£ 5-15-7

6-3
-
-6
-6
u6

9--
2.-
1-6
1.-
1-6
1-4
4-6
2-6
u-6
2.-

5-7

WILHELMINA
KONINGIN
VAN
HOLLAND
EN
WEST-INDIËN

WILHELMINA
KONINGIN
VAN
HOLLAND
EN
WEST-INDIËN

WILHELMINA
KONINGIN
VAN
HOLLAND
EN
WEST-INDIËN

[Faint, illegible handwriting, likely bleed-through from the reverse side of the page.]

Ms. A. 1. 15. 7
25639/40
Adam Warburton
London
25th April 1803

Her R. H. the Princess of Wales

To John Crowther

£ s d

1804 7 March	2 Silver Mounted Grooms	}	2	2	..
	Whips & Engraving —				
	3 Silver Mounted Postilion	}	2	8	..
	Whips & Engraving —				
	2 Four Horse Whips —			15	..
	1 Pair Horse Whip —			5	..

£ 5. 10. ..

John Cawthron
Whips & Blaker

£ 5-10-2
Gross

5-9-10

Entered April the 5th
1804.

Whips
1804

His Royal Highness
The Prince of Wales
Groom

To D of W Pollock

1884

July 16	To 6 Blue & scarlet 2 ⁿ Cloth Bound & Bordered & Embroidered Letters	p. p. -
	To 6 Breasts of roller Cloth	6. 6. -
	To 6 Best Scarlet Striped rollers	3. 12. -
19	To 13 Saddle horse Collars with throats & fronts of Double reins	p. 9. -
	To 2 neck Strap Collars with reins	13. -
24	To 12 Linnen Large rubbers	1. 10. -
	To 4 pieces of Quality for 2 ⁿ Cloth string	18. -
26	To 2 new pannels in Saddles & mending D ^o	1. 4. -
	To mending very much 5 water Deck & with new Straps 5 feet Long	15. 6. -
	To 6 flatt hemp halters	9. -
	To a new roller buckle to a Girth & mending	1. -
	To mending & lengthening a collar head	2. 6. -
	To stuffing & mending a saddle	1. 6. -
Aug 20	To a Best 7 Bared Comb & Brush	6. 6. -
	To a pair of Black Cloth Double horse Boots of Linn & stuff & plated buckles	6. 6. -
	To new Lining & Stuffing a pair D ^o	2. 6. -
	To new Covering of new hand to a Brush	1. 6. -
Sep 3	To 4 hunting Breastplates the Breasts Linn & stuff & Buckles plated all over	3. 16. -
	To four pairs of Double hobbles & Chains	1. 8. -
	To 3 running martingles with plated rings & neck buckles plated all over	2. 2. -
	Car'd Over	40. 12. 6

1804
Sep 3

Bro't Over

40.12.6

- To 3 heads tall martingles of neck Straps - 3.3. -
- To a packing case for Breast plates &c - 2. -
- To taking up the forepart of a saddle } - 7.6
- of new Iron plate of repairs - - - }
- To a pair of new pannels in D^o - - - - 12. -
- 7 To 3 Large Sponges - - - - - 13.6
- To repairing 2 Saddles several places - - 3.6
- To 2 yards of padaway serge for bandages 7. -
- To mending four Bridles of new curb hook - 5.6
- To mending a collar of 3 buckles to Girths - 3. -
- 10 To mending a 2^d Cloth of rollers several places - 2.6
- To mending a saddle of a new pannel - - 15. -
- To a Best 7 Barred Comb of Brush - 6.6
- To a Large Linnen rubber - - - - - 2.6
- To a Best Saddle with Stuff of quilted
flaps of with Straps leather - - - } 4.9. -
- To a pair of patent Spring Bars - - - 10.6
- To a pair of plated patent Loops - - - 2.6
- Oct 7 To mending 4 rollers of piecing of one new
of side of 3 new Straps - - - - } 10.6
- To mending 6 2^d Cloth very much - - - 0.6
- To mending 2 bridles new Leather - - - 3. -
- To mending a saddle flaps of pannel - - 4.6
- 3 To a Buckle of two Chapes to Girths } - 4.6
- of Stuffing of mending a saddle }
- To mending 2 collars very much - - - 5.6
- To a Double Cloth horse Boot of mending
of new string to another - - - - 5. -
- To 6 Scarlet Striped 3 Strap Rollers - 3.12. -
- To 6 Saddle horse collars 2 reins each 3.18. -

£ 62.9.6

12. 6
3. -
2. -
7. 6
2. -
13. 6
3. 6
7. -
5. 6
3. -
2. 6
15. -
6. 6
7. 6
7. -
10. 6
2. 6
10. 6
0. 6
3. -
4. 6
4. 6
5. 6
5. -
12. -
18. -
7. 6

[Faint, illegible handwriting, likely bleed-through from the reverse side of the page]

His Royal Highness
The Prince of Wales
at Blackheath

July 27

Aug 1

Sept 1

£62.9.6

1804

J. W. Pollock

Saddlers

London October 1804

£63.4.6

Shaw's

~~£ 63.4.6~~

25639/42

His Royal Highness
The Prince of Wales

Coach

To D^g W. Pollock

1804 To mending 2 Girths & mending

July 23 a Bridle of new front - - - - - 3.

Aug 16 To two Very Large Sponges - - - - - 12.

£ 15

Bill annexed

62. 9. 6

£ 63. 4. 6

His Royal Highness
The Prince of Wales
To Pollock Sadler

£ 15

July
Aug^t
Sep^r } 1804

His Royal Highness Prince of Wales

Bo. of H. Vincent & Son

1805

April. 9.	1 Pair of Best Plated Spurs for J Moore	1.. 0.. 0
	Order by Claridge	
11	1 Pair Do Do for Brindley by M ^r Gascoine	1.. 0.. 0
	Do Do for Limesby	1.. 0.. 0
May 29.	2 Pair Do Do for W Bubb & W Star	2.. 0.. 0
	per by M ^r Gascoine Order	
July 18.	1 Pair Do Rowell for Litchard	1.. 0.. 0
20	1 Pair of Best Plated Spurs William	1.. 0.. 0

£ 6.. 1.. 0

deduct Stamp for acct. — 2

£ 6.. 0.. 10

Henry Vincent & Son

Spur makers

Ans to 5 Jan'y 1806

H. Vincent

8

H. B. F. the Prince of Wales



Bo. of Tho. Cuff,
(SADLER,
To the Royal Highnesses the Prince of Wales,
The DUKES of YORK, CLARENCE, CUMBERLAND & CAMBRIDGE,
Curzon Street, London.

1804

Sept. 17 To an Officers dress Sabretache of black
Velvet with a handsome Trophy and
Border richly Embroidered in Gold and
Silver bullion, a large Shield in the Centre
and a Crest on a S. side with Stones 15. 15. 0
To an Officers silt Cover for S. side &c. 10. 6
To an Officers Dress Bouch & Bull of
black Velvet the Top richly Embroidered
with Gold & silver bullion to correspond
with the Sabretache, the Bull Embroidered
in Gold & silver & rows in the centre
with 50 large solid silver studs & a
large solid silver double besche side
& top & rings to the Bouch 18. 18. 0
To an Officers Dress Sword Bull and
Sabretache Straps of black Velvet Embroidered
with silver & rows in the Centre with
112 solid silver studs & solid silver wrought
Iron Musque Furniture on all the
Buckles & rings & Hooks & 10 ft archery 25. 15. 0
To an Officers silt Cover to the Bouch & Bull 15. 0
Carried forward 61. 16. 6

Print, forward ————— 61. 16. 6

Nov 1 To 2 extra fine Bear Skin Tissues — 5. 18. —

To packing Canvas ————— . 1. —

14 To 8 Prussian Bill with twisted rollers
mounted in metal buckles, with 2. 12. 6

30 To 2 pairs of stretch leather with
pocketed carry rollers 5f. — 1. 6. 6

£ 71. 16. 6

6

—

—

6

6

6

—



Tho: Pitt
 £ 71. 16. 6.
 71. 15. 6.

T. D. G. H.

The Prince of Wales

January 7 71. 16. 6.
 March 8 8. 17. 6.

April 80. 14. —
 80. 13. —

Received the 28th January 1806
 His Royal Highness the Prince of Wales by Genl. Sir M. Bagenal
 the sum of Eighty four Pounds Seven Shillings the Amount
 of the annuity due for the quarter ending 5th January 1805
 £ 80. 14. —
 80. 13. —
 Tho: Pitt

25629/44


Sealbox 1804

Pro: Cash
£ 71.16.6
Paid
71.15.2

A. D. G. H.

The Baron of M...

Inventory 71.16.6.
Paid 0.17.6
7 80.14 -
Paid 80.19.



Sadden 1804

His R^o H^o the Prince of Wales

To John Crowther

1804	24 April	Varnishing H.R.H. Whips	15	..
	10 May	2 Dozen of Silk Lashes	6	..
	21	2 Best Full mounted Sockey Whips	7	7
		New Mounting a Curricel Whip	3	6
	24	2 Curious Blackthorn Four horse Whips	4	14
		3 New Thongs & Keepers	12	..
		2 Handles / Keeper & a Silver Gilt Nail	4	6
	4 June	A Keeper	..	6
	9	New Mounting 2 Curricel Whips	7	..
		3 Keepers	1	6
		2 1/2 Whips	2	..

25639/45

I Received the 25 April 1806 of
His Royal Highness the Prince of Wales by W^o Churchill Esq^r
the Sum of Fourteen Pounds Thirteen Shillings & Six pence
as the amount of the annexed Bills for the quarter ended
5 July 1804.

£ 14. 13. 6
Stamp 4
£ 14. 13. 2

for John Crowther

Thomas Callow

His R^o H^o the Prince of Wales

To John Crowther

				L	S	D
1804	24 April	Varnishing	U. R. H. Whips	..	15	..
	10 May	2 Dozen of Silk Lashes		..	6	..
	21	2 Best Bull mounted	}ockey Whips	}	7	7
		New Mounting a Curicle		..	3	6
		Whip				
	24	2 Curious Blackthorn	} Your horse Whips	}	4	14
		3 New Thongs & Keepers		..	12	..
		2 Handles / Keeper & a	} Silver Gilt Nail	}	..	4
	4 June	1 Keeper		6
	9	New Mounting 2 Curicles	} Whips	}	..	7
		3 Keepers		..	1	6
		Repairing 2 Whips		..	2	..

P. H. £ 14. 13. 6

Sadler

Wardrobe 1804.

John Crowther Whymaker

quarter ending 5 July

£14. 13. 6

blank

4

14 13 2

His Royal Highness the Prince of Wales Brighton



Bo. of Adam Maiben
SADLER AND HARNESS-MAKER,

to his Royal Highness the Prince of Wales
No. 33. North Street

1805

Saddling bill

L s d

Oct 11	a New soule to a spur	3
	2 Plated point loops & chapes to saddle	2 .. 6
	a Silk lash to a whip	6
	New mounting 2 snaffle bridles cut wide & strong with plated buckles	17 .. -
	a New wide rein to a snaffle	4 .. 6
	1 Cheek loop & mending 1 bridle	1 .. -
12	Mending a muzzel & halter	6
15	7 New leather fronts to stable collars	13 .. -
	& 6 New throatbands	
	Mending 10 Stable collars in sundry places	5 .. -
16	New mounting a double bridle with best plated silver buckles headstall martingle fashion & a plated buckle to rein to order	15 .. -
	a New cutb strap to do with a plated buckle	1 .. -
	a New headstall to a double bridle	4 .. 6
18	Mending a horse boot	6
19	Leaving on the reins of a bridle	4 .. -
21	Stuffing a saddle	2 .. -
25	Altering a martingle	6
26	Stuffing a saddle	2 .. -
30	do do	2 .. -
Nov 5	do do	2 .. -
9	2 New wide reins to 2 bridles with leather buttons &c	8 .. 6
	Mending 1 do	6
11	a New brace & mending a stable collar	1 .. 6
	2 New cloth loops to a horse cloth	1 .. -
18	Mending a saddle	1 .. -
	Mending a sack rein	6
	Mending a horse cloth	6
19	a Piece of white quality binding	2 .. 6
21	a New muzzel for Dog made to order	7 .. 6
	Mending a water deck	6
27	Altering a martingle	6
29	Mending a roller	6
30	a New horse boot made of double cloth & leather to order	4 .. 6
Dec 2	Altering a boot	6
6	a New handle to a brush	6
	Mending a roller	6
10	2 New neat white harnessing breast plates with plated buckles	14 .. -
11	New binding 2 horse boots & 2 new laces to do	2 .. -
14	a Polish ^d double cut & hooks	2 .. -
17	a Silk lash to a whip	6
19	a New tongue to a buckle	3
20	3 New straps to a roller	3 .. -
	a New ring & chape to do	6
	a New buckle to a roller	6
21	Mending a bridle	6
23	a New best hand rein to a bridle	4 .. 6
	Shortening a rein at buckle end	6
	a New strong chape to a ring of a roller	6
1806		
Jan 1	a New best rein to a bridle with a plated buckle	5 .. 6
	Shortening a rein & a new loop	6
	a New tongue to a buckle	3

£ 7 - 0 - 3

Roll annexed 8 .. 6 .. 3

£ 15 .. 6 .. 6

deduct Stamp for me

£ 15 .. 6 .. 2

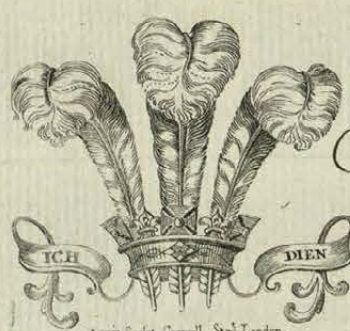
Adam Maiben
Saddler at Brighton
L^o to S. Jerny 1806
£15. 6. 6

[Faint, illegible handwriting]

Dr Adam Maiben Saddler Brighton

25639/46

25639 / 46
 His Royal Highness the Prince of Wales Brighton



Bo. of Adam. Maiben
 SADLER AND HARNESS-MAKER,

to his Royal Highness the Prince of Wales
 N. 93. North Street

1805 Coach bill £ s d

Oct 11	a Silk lash to a whip	6
	a New horse mop	1 9
	a Rag mop	8
	2 Large plated coupling rings	5
	a House broom	2 6
14	Mending a trace	1
16	a New Hoop to mending a roller	1
	Mending a watering bridle	6
17	5 Flannel bandages so order	3 9
18	a New plated square 2 new chafes 2 plated buckles 1 new tug & a new point to another tug	5 6
	Altering reins	6
19	New binding the spoke of wheel of travelling Borough	2 6
22	2 New leashed halter reins	4 6
	a Silk lash to a whip	6
23	1 1/2 Yard of sacking	3 6
	2 Quarts of Lamp oil	5
24	a New horse boot for speedy cut so order	7
		3 6
25	1/2 Straps to rollers	1
	Mending a roller	6
	2 Straps to a hood	6
26	New web & altering a horse boot	2 6
28	Altering staples of the Imperial at Stables	2
	Mending a whip	6
29	Mending a set of harness at stables in sundry places	8
	19 New running loops to do	4 9
	Mending reins	6
30	Mending 3 rollers	2
31	2 Quarts of Lamp oil	5
	Altering a horse boot so order	1 6
Nov 2	2 Quarts of Lamp oil	5
4	a Point to a thong	6
	2 Quarts of lamp oil	5
	Mending a tug	6
6	2 Quarts of lamp oil	5
	a Silk lash to a whip	6
	a New best paid horse thong to a whip to handling do	2
	2 New straps with plated buckles & mending holsters	3
9	a New Piece of leather to a horse boot	1
	2 Quarts of lamp oil	5
11	Mending a saddle	1
13	Mending a roller	1
14	2 Quarts of lamp oil	5
16	Mending a crupper	6
18	a Quart of lamp oil	2 6
19	2 New boots for speedy cut so order	14
21	2 Quarts of lamp oil	5
22	Mending a martingale	6
25	a butt strap to a bridle	1
27	2 Quarts of lamp oil	5
Dec 6	2 do do do	5
	Mending a roller	6
12	a New horse boot for speedy cut so order	7
13	2 Quarts of lamp oil	5
18	a New point & silk lash to a post whip	1 6
	2 Brooms	8
20	Altering a false boot leg	8
23	2 Quarts of lamp oil	5
28	2 Brooms	8

£ 7-16-3
 Short added 10
 £ 8-6-3

[Faint, illegible handwriting at the top of the page, possibly bleed-through from the reverse side.]

1796
Oct 11

His Royal Highness The Prince of Wales

- To a martingle with rings to Buckle to
a Hussar Breastplate of Studded with 3 } 1. 1. 0
Doren Corie Shells
- To a Sabre Belt with silver hook & Eye of 5 buck^{les} 0. 16. 0
- To a new silver plated Chin Chain to a Bridle 0. 5. 0
- To mending 2 Bridles & repairing the Chin Chains 0. 4. 6
- To mending a Bridle of a new plated buckle 0. 1. 6
- 12 To a Brass pad Lock for Saddle Bags 0. 1. 0
- To a Chin Strap with plated Buckle & jaw
Strap to a Garrison of mending several places } 0. 5. 6
- To Stuffing & mending a peak Saddle of new
Sursingle Strap & web of sewing on do } 0. 5. 6
- To a Silver plated Chain to the head of Reg: bridle 0. 12. 0
- To mending a Bridle of new plated Buckle 0. 2. 0
- To mending a Saddle horse Collar new Leather
Several places } 0. 2. 6
- 14 To 3 Largest size horse Rugs Bound Scarlet 7. 11. 6
- To Stuffing a Saddle pannels - - - 0. 1. 0
- To a Buckle & Billet to a Saddle of Crupper mended 0. 1. 6
- To Stuffing & mending two Saddles - - - 0. 2. 0
- To mending a Livery furniture Several places 0. 2. 6
- To a pair of Holster Straps with plated buckles
& mending a half Cover - - - } 0. 2. 0
- 10 To two Best Saddles for harness with plated
nails polished Stirrups of Leather & }
Straps each of Leather Double Girths with } 5. 5. 0
roller Buckles the pannels edge Leather
- To 2 plated harness buckles & Straps for
Bearing Reins } 0. 5. 0

Car'd Over £ 11. 7. 0

1796 Bro^r Over - - - - - £ 11.7.0

- Oct 18 To 12 Large Buff Skins for Coach pannels 1. 4. 0
To 12 Large fine Coach Spunges - - - - - 2. 14. 0
To 3 pairs of yellow Ribbon Roses for Reins 1. 11. 6
To 3 white Collors for Reins with plated buckles 1. 11. 6
To 2 Silver Chains to the bottom of a 10th Bit 0. 5. 0
19 To a pair of Scarlet Ribbon Roses for Reins 0. 10. 6
To mending a Bridle several places - - - 0. 1. 0
To four pairs of Michd Stompleathers 1. 0. 0
22 To Stuffing & mending 3 Livery Saddles & one
new Gullet plate & four new Loops - } 0. 7. 6
To 3 Lind Double Girths with roller Buckles 0. 15. 0
To mending a Bridle several places - - - 0. 1. 0
28 To a Strap & harness Buckle for a Bearingrein 2. 6
To Stuffing a Saddle pannels - - - - - 0. 1. 0
Nov^r 8 To one new Strap & mending a Roller 0. 1. 0
To mending 2 Bridles & one Silver plated buckle 0. 2. 6
To a new pannel to a Saddle & mending } 0. 13. 6
another of six new Girth Straps - - - }
To 5 Bearing Reins for Coach watering bridles 0. 15. 0
To two new hand reins for Do - - - - - 0. 6. 0
10 To mending 7 horse Collors very much } 0. 10. 6
new Leather & 2 new throatbands - }
To a Rein with Draw Button to a watering bridle 0. 3. 6
To covering a Cooper Dock Leopard Skin - 0. 1. 0
To mending 3 Livery Saddles several places - 0. 3. 0
To mending 4 Pillar Reins & one Roller
Buckle two new Straps 2 feet Long each } 0. 4. 6
13 To a new polished Bradoon to a Livery } 0. 5. 6
Bridle & mending a Murrle - - - }
22 To 2 Straps to a Saddle & mending the pannels
& mending a horse Collor of Double Girth } 0. 3. 6

Car^d Over £ 25. 1. 0

1796 Bro't Over £ 25.1.0

- Nov 22 To mending 17 Roler with 13 new Straps 10 new Roler Buckles of one new pad of 12 new Chapes to old buckles } 1. 8. 0
- To two Best harness Saddles as Before Complete - - - - - } 5. 5. 0
- To 2 Straps for Bearing Reins with plated Buckles - - - - - } 0. 5. 0
- 23 To mending a Bridle several places - - - - - } 0. 1. 0
- To two Loops to a Coat Belt plated all Over - - - - - } 0. 3. 0
- To a new Coat Belt with Double Strap of with plated buckles of Loops plated all Over } 0. 10. 6
- Dec. 1 To four very wide Stout pillar Reins for the Riding house of Long Billito - - - - - } 0. 18. 0
- 6 To 12 Large Buff Skins for Coach panels } 1. 4. 0
- To two new silver Chains to a 10th Reg Bitt } 0. 5. 0
- To a new polished 10th Bradoon with silver plated Chains of hooks - - - - - } 0. 16. 0
- To Entire new headstalls of reins of Collor } - - - - -
- To a 10th Bitt of Bradoon Bridle of with silver plated Chain at the top of the head } 1. 11. 6
- To a new polished pistol Bitt with Double Chains of Chin Chain of curb of made up with twisted Bradoon silver Chains of hooks } 1. 4. 0
- 10th Bridle of Collor of plated Chain at Top } - - - - -
- To 12 Best of Bards Combs of Best white hair horse Brushes (each Stable) } 3. 0. 0
- To 12 Largest Coach horse Regs B. Scarlet } 6. 6. 0
- 9 To Stuffing of mending a peak Saddle of mending a Quarter Cloth } 0. 3. 0
- To mending of Chambering a Body Roler } 0. 1. 6

Car'd Over £ 51. 2. 6

1796 Bro't Over £ 51.2.6

Dec 12 To 12 yellow Striped 3 Strap Rollers
 made up Blue morocco of Buckles } 0. 0. 0
 with rollers of Cloth pads - - - - - }
 16 To a new Leather mounting Strap for
 a peak Saddle - - - - - 0. 1. 6
 To mending a Saddle several places - - 0. 1. 0
 To 12 Large fine Coach Sponges - - - 2. 14. 0
 To a Grid Biting Collar for Coach horse }
 Broad of Lind Kersey stuff - - - - - } 0. 3. 6
 To 7 Blue t
 Bound Blue
 of Embroider
 To 7 Breast
 To 7 Roller
 Bordered D
 To 7 Rollers
 of made up
 rollers of Cloth
 To 7 Large
 To a whole p
 26 To a new St
 Roller
 To a new St
 Saddle of mend
 of tying the

25639/47
 19
 London
 Received of His Royal Highness The Prince of Wales,
 by the hands of the Earl of Jersey the sum of Eighty seven
 Pounds being the amount
 of my Bill for the Quarter ending the 5 January 1797
 hereunto annexed.
 J Pollock

to }
 th } 11. 4. 0
 } 3. 3. 0
 } 3. 13. 6
 } 4. 10. 0
 } 1. 4. 6
 } 0. 1. 0
 body } 0. 2. 0
 tion }
 they } 0. 3. 6

 £ 87. 0. 0

1796 Bro't Over £ 51.2.6

Dec 12 To 12 yellow Striped 3 Strap Rollers
made up Blue moroco of Buckles
with rollers of Cloth pads - - - } 0. 0. 0

16 To a new Leather mounting Strap for
a peak Saddle - - - - - } 0. 1. 6

To mending a Saddle several places - - 0. 1. 0

To 12 Large fine Coach Sponges - - - 2. 14. 0

To a Grid Bitting Collar for Coach horse
Broad of Lind Kersey stuff - - - } 0. 3. 6

To 7 Blue Cloth hunting horse Sheets
Bound Blue of Bordered Scarlet Cloth
& Embroider Letters Crests of Coronets } 11. 4. 0

To 7 Breasts Do - - - - - } 3. 3. 0

To 7 Roller Cloth with flaps of
Bordered Do - - - - - } 3. 13. 6

To 7 Rollers Blue of Scarlet web
& made up moroco of Buckles with
rollers of Cloth pads - - - - - } 4. 10. 0


To 7 Large Serge Rubbers - - - - - 1. 4. 6

To a whole packing Matt - - - - - 0. 1. 0

26 To a new Strap of mending a Body
Roller - - - - - } 0. 2. 0

To a new Stirrup Barr to a postilion
Saddle of mending another Saddle Cantle
& tying the pannels - - - - - } 0. 3. 6

£ 87.0.0



2.6

8.0

1.6

1.0

14.0

3.6

4.0

3.0

13.6

18.0

4.6

1.0

2.0

3.6

9.0

[Faint handwritten notes and numbers, possibly bleed-through from the reverse side of the page]

David Bellack

Shadler

1. to 5 January 1797

£87^u—

1796

His Royal Highness
The Prince of Wales
to D. Bellack
Shadler £87^u 0 0
October
November
December
1796