

His Royal Highness Prince of Wales

D^r. To Henry Vincent & Son

1805

July 20.	2 Pair of Best Plated Spurs Silver Hobs & Buckles Numberd 34 & 35	£ 10. 0
24	2 Pair D ^o D ^o Very Strong Silver Sackel 3607	10. 0
26	1 Pair of Very Strong D ^o Silver Hobs & Buckles	12. 6
	3 Pair of Very Large Polished Steel Broad Side Military Spurs. N ^o s 1. 2. 3	3. 15. 0
	1 Pair of Large Broad Side Military Plated Spurs. Silver Buckles & Studs N ^o 4	2. 10. 0
Aug 1.	3 Pair of New Buckles to Spurs & 3 Pair of Spur Sides for Shooter	1. 11. 0
	1 Pair of New Silver Buckles & 1 Pair of Spur Sides for Shooter	12. 0
10.	1 Pair of Spurs altered to doostackel & 4 Silver Hooks & 2 Pair of Buckles exchanged	14. 0
	1 Pair of Very Large Rose Bowels to Spurs	2. 6
	Engraving Numbers on Spurs	3. 0
	1 Pair of Large Plated Spurs. doostackel Silver Buckles Hooks & Hobs	2. 12. 6

£ 92 11/6
29382 A

Received the 24th April 1807 of His Royal Highness the Prince of Wales by W. Churchill Esq^r the sum of Twenty three Pounds five Shillings & six Pence as the amount of the unpaid Bill for the quarter ending 10th Octob^r 1805

£ 23. 5. 6
Paid
£ 23. 4. 10

For Father & Self
John Vincent

His Royal Highness Prince of Wales

D^r. To Henry Vincent & Son

1805

July 20.	2 Pair of Best Plated Spurs Silver Hobs & Buckles Numberd 34 & 35	£ 10. 0
24	2 Pair D ^o D ^o Very Strong Silver Sack l 3607	10. 0
26	1 Pair of Very Strong D ^o Silver Hobs & Buckles	2. 12. 6
	3 Pair of Very Large Polished Steel Broad Side Military Spurs. Nos 1. 2. 3	3. 15. 0
	1 Pair of Large Broad Side Military Plated Spurs. Silver Buckles & Studs No 14	2. 10. 0
Aug 1.	3 Pair of New Buckles to Spurs & 3 Pair of Spur Sides for Shooter	1. 11. 0
	1 Pair of New Silver Buckles & 1 Pair of Spurs for Shooter	12. 0
10.	1 Pair of Spurs altered to doostackles & 4 Silver Hooks & 2 Pair of Buckles exchanged	14. 0
	1 Pair of Very Large Rose Rowels to Spurs	2. 6
	Engraving Numbers on Spurs	3. 0
	1 Pair of Large Plated Spurs. doostackles Silver Buckles Hooks & Hobs	2. 12. 6

 £ 23. 5. 6

v

29382

His Royal Highness Prince of Wales

D^r. To Henry Vincent & Son

1805

July 20.	2 Pair of Best Plated Spurs Silver Hobs & Buckles Numberd 34 & 35	£ 10. 0
24	2 Pair D ^o D ^o Very Strong Silver Sack 2 3607 4	10. 0
26	1 Pair of Very Strong D ^o Silver Hobs & Buckles	2. 12. 6
	3 Pair of Very Large Polished Steel Broad Side Military Spurs. No ^s 1. 2. 3	3. 15. 0
	1 Pair of Large Broad Side Military Plated Spurs. Silver Buckles & Studs No ^s 4	2. 10. 0
Aug 1.	3 Pair of New Buckles to Spurs & 3 Pair of Spur Sides for Shooter	1. 11. 0
	1 Pair of New Silver Buckles & 1 Pair of Spurs for Shooter	12. 0
10.	1 Pair of Spurs altered to doostackles & 4 Silver Hooks & 2 Pair of Buckles exchanged	14. 0
	1 Pair of Very Large Rose Rowels to Spurs	2. 6
	Engraving Numbers on Spurs	3. 0
	1 Pair of Large Plated Spurs. doostackles Silver Buckles Hooks & Hobs	2. 12. 6

£23. 5. 6



H. B. H. P. of Wales
Bill for Spurs

March 1805.

J. D. Vincent Spurmaster

quartermaster 10. Oct. £23. 5. 6

stand

0

£ 23 4. 10

v

His Royal Highness
29383 The Prince of Wales
London Aug. 14 1805
Bought of Edwards, Casp. & Cooper:
late Hussey & Woods.

LINEN DRAPERS,
N^o. 1. Gerrard. Street. Soho.
Black Sarsnets, Bombazeens, Bombazets, &c.

2 Brussels Lace Handks 90 pins £189
1

present from H. H. H. to Princess Elizabeth



EDWARDS, CASP. & COOPER
LINEN DRAPERS

Faint, illegible handwriting, possibly a signature or address.

Money Note 1005

Edw. Cooper. Lincoln Archers

ending 5. 11. 1806. £109 - 0 - 0

Shant

100 10 - -



By Command of
 His Royal Highness The Prince of Wales
 For Baron Chou Aid de' Camp
 To John Weston Bond Street.

1805

Aug 5	To a fine scarlet Regt. ^e Dress Coat	"	"	"			
"	Lapell'd kind with white Caps	"	"	"			
"	& richly embroider'd - to Uniform	19	19	"			
"	To a rich gold Equalette	8	8	"			
"	To a fine blue Coat Lapell'd	"	"	"			
"	to the Princes Uniform	4	"	"			
"	To buff cassimere for lining	1	1	"			
"	To Silk sleeve Linings	"	10	6			
"	To a rich black Velvet collar	"	7	6			
"	To 1 Doz & 4 Eng. ^e butt. ^s w. th P.W. & Feathers	"	15	"	35	1	0
"	To a pair buff Caps ^r Breeches	1	14	"			
"	To 8 Eng. ^e buttons	"	6	"			
"	To Silk strings & facings	"	2	6			
"	To a pair white Caps ^r D. ^e unl. ^e	1	14	"			
"	Regt. ^e buttons	"	5	"			
"	Silk facings	"	2	6			
"	To a white cassimere Waistcoat	"	"	"			
"	single breasted, & regt. ^e buttons	1	6	"			
"	To a D. ^e . . . as above	1	6	"	6	16	0
8	To a fine scarlet undress coat	"	"	"			
"	made to A.D.C. uniform	7	10	"			
"	To a rich fancy Equalette	8	8	"	15	18	0
	Carr. ^d over				57	15	0

1805

Brought over

57 15 0

Aug 8	To a pair white caps: Regt. Pres ^d	"	"	"			
"	made as before	2	1	6			
"	To a buff Casimer waistcoat	1	4	"			
"	To 8 Eng ^o buttons	"	6	"	✓	3	11 6
26	To alter an Undress Uniform Coat	"	"	"			
"	in a different form by desire of	"	"	"			
"	H. R. H. putt ^g new Sleeves	"	"	"			
"	Cuffs & collar, new butt ^s & Embdy	"	10	6			
"	Swish ^g new Embroidery	2	12	6			
"	new cloth for sleeves de	"	14	"			
"	new buttons	"	4	"	✓	4	1 0
27	To a fine rich Scarlet undress Coat	"	"	"			
"	made accord ^g to the uniform of	"	"	"			
"	the last alteration with emb ^d Cuffs	"	"	"			
"	& collar de	9	12	"			
"	To a rich fancy Equalette	8	8	"			
"	To Silk sleeve Linings	"	10	6	✓	18	10 6
31	To a fine blue cloth Regt. Great Coat	"	"	"			
"	Lined with Scarlet Shalloon	"	"	"			
"	& Uniform Buttons	6	6	"			
"	To Silk sleeve Linings	"	10	6			
"	To 3 pair white Pantaloon ^s unt ^d	6	6	"			
"	To a pair Steel Dies for Buttons	2	2	"	✓	15	4 6
"	To alter a Dress unif ^m Coat	"	"	"			
"	as before, in a diff ^t form by desir	"	"	"			
"	of H. R. H. w th addit ⁿ of 3 emb ^d	"	"	"			
"	Holes in the sleeves de	"	10	6			
"	Swish ^g new Embroidery	2	12	6			
"	new cloth for sleeves de	"	14	"			
"	new buttons	"	4	"	✓	4	1 0
L					✓	103	3 6

18
Aug

By Command of

His Royal Highness The Prince of Wales

For Col^e M^r Mahon Aid de 'Camp'

To John Weston, Bond Street

1805

Aug 8	To a fine scarlet undress A. M ^r Coat	"	"	"			
"	Lind with white Caps ^m to Uniform	7	10	"			
"	To a rich gold Equalette	8	8	"	15	18	"
19	To a fine scarlet Dress Coat	"	"	"			
"	Lapell'd lind with white Caps ^m	"	"	"			
"	& richly embroider'd to unif ^m	19	19	"			
"	To a rich gold Equalette	8	8	"			
"	To a pair white Caps ^m Breeches	1	14	"			
"	Regt ^l buttons	"	5	"	30	6	0
31	To a fine blue cloth Regt ^l G ⁿ Coat	"	"	"			
"	Lind with Scarlet Shalloon	"	"	"			
"	& uniform buttons	6	6	"			
"	To Silk sleeve Linings	"	10	6			
"	To altg a Dress unif ^m Coat	"	"	"			
"	in a different form by desire of	"	"	"			
"	H ^r A. M ^r puttg new sleeves	"	"	"			
"	Cuffs & Collar, new butt ^s & embdy.	"	10	6			
"	Furnishg new Embroidery	2	12	6			
"	new cloth for Sleeves &c	"	14	"			
"	new buttons	"	4	"			
"	To 2 pair white Pantaloon	4	4	"	15	1	6
"	Silk serge for lin ^g the sleeves & back of Coat	"	18	"	"	"	18
	Carri ^d over				62	3	6

1805

Brought over -

62 3 6

Aug 31	To altg an undress unif ^m Coat	---	"	"	"			
"	as before by desin of H. R. H.	---	"	"	"			
"	puttg new sleeves cuffs Collar &		"	"	"			
"	Silk sleeve linings & Embdy.	---	"	10	6			
"	Swedish new Embroidery	---	2	2	"			
"	Silk serge for lining the sleeves back		"	18	-			
"	new cloth for sleeves etc		"	14	"			
"	new buttons	---	"	4	"	4	8	6

S

66 12 0

Ala
For
180
Aug

By Command of

His Royal Highness The Prince of Wales

For Col^l Leigh Aid de' Camp

To John Weston Bond Street

1805

Aug 5	To a fine scarlet Dress coat	19	19		
"	Lined with white Cassimere	"	"	"	
"	& richly embroidered to Uniform	19	19		
"	To Silk serge for lining the sleeves & back	"	18	"	
"	To a rich fancy Equalette	8	8		29 5 0
"	To a fine scarlet undress Coat	"	"	"	
"	made to A D Co Uniform	7	15	"	
"	Silk serge for lining sleeves & back	"	18	"	
"	To a rich fancy Equalette	8	8	"	16 16 0
"	To a white Cassimere Waistcoat	1	6	"	
"	To a pair D ^o Breeches unl ^d	1	14	"	
"	Reg ^l buttons	"	5	"	
"	To 2 pair white Pantaloons	4	4	"	7 9 0
L					53 10 0

22. 22

[Faint, illegible handwriting in cursive script, possibly bleed-through from the reverse side of the page.]

*He
For*

1803
Aug

By Command of
His Royal Highness The Prince of Wales
For Major Bloomfield Aid de' Camp
To John Weston Bond Street

1805

Aug 5	To a fine scarlet undress & 36 Coat	"	"	"		
"	Lined with white caps. de to Unif ^m	7	10	"		
"	To silk sleeve Linings	"	10	6		
"	To a rich gold Equalette	8	8	"		
"	To a white Cassimere Waistcoat	"	"	"		
"	Single breasted & regl. buttons	1	6	"		
"	To a pair D. Breeches unl ^d	1	14	"		
"	Regl. buttons	"	5	"		
"	silk facings	"	2	6	19	16 0
8	To a fine scarlet Dress Unif ^m Coat	"	"	"		
"	Lined with white Cassimere	"	"	"		
"	& richly embroidered	19	19	"		
"	To silk sleeve Linings	"	10	6		
"	To a rich fancy Equalette	8	8	"	28	17 6
29	To altg a Dress unif ^m Coat	"	"	"		
"	in a different form by desire of	"	"	"		
"	Al R A. putting new sleeves, cuffs	"	"	"		
"	& Collar, new buttons & Embdy	"	10	6		
"	Swedish new Embroidery	2	12	6		
"	new cloth for sleeves	"	14	"		
"	new buttons	"	4	"	4	1 0
	Carry over				52	14 6

1805

Brought over

52 14 6

Aug 29	To altg an undress Unif ^m coat	"	"	"			
"	as before by desire of H. R. H.	"	"	"			
"	puttg new sleeves Cuffs & collar	"	"	"			
"	& Emb ^{ry} .	"	10	6			
"	Supplying new Embroidery	2	2	"			
"	new cloth for sleeves	"	14	"			
"	new buttons	"	4	"	3	10	6
"	To a fine blue cloth Regt ^l Great coat	"	"	"			
"	Lin ^d with scarlet Shalloon	"	"	"			
"	& Uniform buttons	6	6	"			
"	To Silk sleeve Linings	"	10	6			
"	To 2 pair white Pantaloon	4	4	"	11	0	6

L

67 5 6

Sum total = = 290 11 =

Baron Stora - £103. 3. 6
 Col. M^r. Mahon - 66. 12. 0
 Col. Leagh - 53. 10. 0
 Major Bloomfield - 67. 5. 6
 290. 11. 0

6

6

6

6

WILLIAM SEYMOUR II
1563-1613

Friday June 1805

John Mather Taylor

quarter ending 10 Octr £290:11:0

3.
290. 0 -

His Royal Highness The Prince of Wales

To John Weston Bond Street

1805

July 9	To 2 Dozen white Mars ^o Waist ^o at 16 ^o ea	"	"	"	43	4	0
13	A Super ^o green Frock, lapell'd	"	"	"			
"	cloth collar, w th silk sleeve lining	6	"	"			
"	2 doz Duke of Sussex's buttons	1	1	"	7	1	"
18	Alter a blue Frock, by lett ^g	"	"	"			
"	out the back, sides & sleeves	"	10	6			
"	To repair ^o a black & white mixt Frock	"	7	6			
"	furnish ^o silk sleeve hand fac ^o	"	2	6			
"	Alter a green Frock, by length ^o	"	"	"			
"	the sleeves, alt ^g the Shoulders	"	7	6	✓	1	8 0
23	To Alt ^g a blue Frock	"	10	6			
"	furnish ^o silk serge for hand fac ^o	"	2	6			
"	Alter a green Frock	"	"	"			
"	& new button ^o	"	10	"			
"	furnish ^o 20 gilt basket buttons	"	12	6			
"	Alter a grey mixt Frock	"	6	6			
"	Alter a dark mixt Do	"	6	6	✓	2	8 6
Aug 3	Alt ^g a blue Frock by lett ^g out	"	"	"			
"	the sleeves & back, tak ^g off the collar	"	"	"			
"	alt ^g the Shoulders, made narrow ^o	"	"	"			
"	in the breast &c	"	15	"			
"	Alter a brown mixt Frock	"	"	"			
"	as above	"	15	"			
"	packing Case	"	5	"			
"	Journey to Brighton	2	12	6	✓	4	7 6
	Car ^o over				✓	58	9 0

1805

Brought over

58 9 0

Aug 5	To a fine blue Frock Lap ^o				
"	& rich standard gilt buttons	6	9		
"	A rich brown Spaniolia Frock				
"	Lap ^o & Twist buttons	6	9	✓	12 18 0
6	Alterg a brown Frock by lower ^o				
"	the Collar, shorten ^o the lapells				
"	lengthen ^o the Sleeves de		10	6	
"	To a Journey to Brighton	2	12	6	✓ 3 3 0
10	To a rich fine blue Coat, Lapells	"	"	"	
"	lined through with buff Casimere	"	"	"	
"	Silk serge Sleeve & back lining	6			
"	Rich black genoa Velvet Collar		9		
"	2 Dozen Engrav ^o gilt buttons	1	1		
"	A Superf ^e blue Frock lap ^o				
"	lined w th silk, & rich gilt buttons	6	9		
"	A Superf ^e Olive Frock lapells				✓ 13 19 0
"	lined w th silk, & Twist buttons	6	9		
"	To a fine Frock (Col high's Mistee)				
"	Lapells lined w th silk & bo ^o buttons	6	9		
"	To lett ^g out a Mist Frock, in the				
"	body & sleeves - shorten ^g the lapells				
"	taking off the Collar & lett ^g out				
"	the Shoulders de	1	5		
"	Swedish Cloth for D ^o		10	6	
"	Packing Case		5		
"	To a Post Chaise to Town	4	17		
14	To a fine Olive Frock Lapells				
"	lined w th silk, & bo ^o buttons	6	9		✓ 26 14 6
	Carri ^o up				✓ 11 4 13 6

		Brought up			114	13	6
9 0	1805						
	Aug 14	To Alter a brown Frock, all unclsd					
	"	& made up afresh	1	1			
	"	Furnishy Cloth for D ^o		9			
18 0	"	Packing Case		3			
	"	Journey to Brighton	2	12	6	4	5 6
	22	To altg a brown Frock, shorten ^g					
	"	the waist, letting out the fleeces					
3 0	"	rais ^g the Shoulders enlarg ^g the Sigh ^t		10			
	"	To altg a blue Frock by tak ^g in					
	"	the sides, & Shoulders, & new back		12			
	"	Furnishy new cloth for the back		10	6		
	"	Alter a brown Frock, by tak ^g					
	"	out the sleeves & rais ^g them		4	6	✓ 1	17 0
	23	Alter a blue Unif ^m Coat					
	"	shorten ^g the Waist, tak ^g in the sides					
	"	& Shoulders - &c		18			
19 0	"	Furnishy Cloth for new back		10	6		
	"	Altg a fancy Mars ^a Waistcoat					
	"	by lengthen ^g the Collars, & putt ^g new backs		7			
	"	Furnishy Cotton for new back		4			
	"	Alter 23 D ^o Waistcoats as above	8	1			
	"	Furnishy Cotton for new backs to each	4	12			
	"	To a Packing Case		5		✓ 14	17 6
	24	To repair a brown Great Coat					
	"	& new button ^d with Cover ^d buttons					
	"	putt ^g new pockets of Silks		10	6		
	"	Furnishy Silk Linge for the pockets		5			
14 6	"	Alter a grey Mist Coat in the Lap ^l					
	"	& body - new collar	1				
13 6	"	Furnishy Silk serge for body lining		7	6	✓ 2	3 0
		Carr ^d over				✓ 137	16 6

1805

Brought over

137 16 6

Aug 24	To lengthning the lapells of a blue Frock	"	"	"			
"	Shortening the sleeves & new Collar	"	15	"			
"	Furnishing new cloth for Collar	"	5	"			
"	Silk serge for new back lining	"	7	6			
"	Altho a grey Mist Coat, & putting	"	"	"			
"	new cloth collar	"	13	"			
"	furnishing cloth for D ^o	"	5	"			
"	Silk serge for rep ^g the lings	"	2	6			
"	To altho a brown coat in the body	"	"	"			
"	the collar made lower, lap ^{ls} Shortend	"	"	"			
"	& sleeves taken in	"	1	1		3	9 0
27	A blue Frock alt ^d & rep ^d	"	"	"			
"	lowering the Neck raising the sleeves	"	"	"			
"	letting out the back & Shoulders	"	1	"	"		
"	Altho a blue Frock & putting new collar	"	9	"			
"	Furnishing new cloth	"	5	"			
"	To rep ^g a Mist Coat, & new buttons	"	8	6			
"	furnishing Twist buttons	"	6	6			
"	Silk serge for rep ^g the sleeve lings	"	3	"			
"	To letting out a blue Frock in the	"	"	"			
"	body & sleeves, Shortening the Collar	"	"	"			
"	Shortening the waist, & new buttons	"	18	"			
"	Furnishing 2 Doz ⁿ rich gilt buttons	"	12	"		4	2 0
29	To letting out a brown Mist Frock	"	"	"			
"	the collar taken in, & sleeves	"	"	"			
"	Shortend, putting new outside collar	"	18	"			
"	Furnishing cloth for D ^o	"	5	"			
"	Silk serge for back lining	"	7	6			
"	Journey to Brighton	"	2	12 6		4	3 0
	Amt. Carr ^d Forwards					14	9 10 6

1805

Amt. Prot. Forward

					149	10	6
Aug 29	To altz a green frock by taking in	"	"	"			
	" the shoulders, raising the sleeves &	"	17	"			
	" altz a nut brown coat, by letting	"	"	"			
	" out the sleeves, raising the collar	"	"	"			
	" & moving the buttons	"	17	"			
	" Silk serge for lining the back	"	7	6			
	" altz a blue frock by taking in	"	"	"			
	" body sleeves, shortening the lapells	"	"	"			
	" raising the collar &	"	16		2	17	6
	" To altz a gold col ^d mist coat	"	"	"			
	" letting out the body, shortening the lapells	"	"	"			
	" lengthening the collar & new buttoned	"	16	"			
	" furnishing silk serge, for lining the back	"	7	6			
	" furnishing 2 doz gilt buttons	"	12	"			
	" To a fine french cloth black frock	"	"	"			
	" Lap ^d lined w th silk in sleeves & back	"	"	"			
	" & Cov ^d buttons	"	6	9			
	" Adv ^{ce} on wages & for Gen ^l Mourning	"	15	"	8	19	6
30	altz a black frock, by taking out	"	"	"			
	" the sleeves, & shortening, altz the shoulder	"	10	6			
	" furnishing new silk hand facings	"	2	6			
	" altz a D ^o frock as above	"	10	6			
	" new silk hand facings	"	2	6	1	6	0
	" To 2 fine black Cap ^{ts} Waistcoats	"	"	"			
	" Double breasted, w th silk backs	"	3	12			
	" silk serge for backs & facings	"	18	"			
	" To 2 D ^o Cap ^{ts} Waistcoats single breasted	"	3	12			
	" silk serge for backs & facings	"	18	"			
	" Adv ^{ce} on wages for Gen ^l Mourning	"	1	1			
	" To a Journey to Brighton, 2 Men	"	5	5	15	6	0
	Car ^d over	"			177	19	6

1805

Brought over

177 19 6

Aug 31	To Alty a black frock by taking out	"	"	"			
"	the sleeves, & new buttons with	"	"	"			
"	covered buttons &c	"	18	"			
"	Alty & rep ^d a middum coat - letting	"	"	"			
"	out the back, fastening the buttons	"	"	"			
"	the collar taken in &c	"	10	6			
"	Furnish ^g silk serge for rep ^d the sleeve lining	"	3	6	✓	1	12 0
"	Alty a D ^o mist frock, by letting out	"	"	"			
"	the back, sleeves & shoulders	"	"	"			
"	& rais ^g the sleeves higher &c	"	14	"			
"	furnish ^g silk serge for lining the back	"	7	6			
"	Alty a blue frock, by taking out	"	"	"			
"	the sleeves, & rais ^g them on the shoulder	"	12	"			
"	Alty a blue D ^o as above	"	12	"			
"	Alty a black D ^o as above	"	12	"	✓	2	17 6
"	Alty a D ^o	"	7	6			
"	Alty a mist frock, letting out the back	"	4	6			
"	Alty a blue D ^o letting out the collar	"	"	"			
"	rais ^g the sleeves higher &c	"	9	"			
"	Alty a D ^o frock, & new buttons	"	6	6			
"	furnish ^g 2 doz ^{ns} rich gilt buttons	"	12	"			
"	Packing case	"	5	"	✓	2	4 6
Sept. 3	Alty a blue frock, all unclose ^d	"	"	"			
"	putt ^g in a new back, lengthen ^g the	"	"	"			
"	collar & new outside	"	1	1	"		
"	furnish ^g cloth for new back	"	10	6			
"	silk serge for back lining	"	7	6			
4	Alty a brown frock as above	"	1	1	"		
"	furnish ^g cloth for new back	"	10	6			
"	silk serge for lining D ^o	"	7	6	✓	3	18 0
	Carri ^d up	"			✓	188	11 6

1805

Brought up

188 11 6

Sept. 5	To altg a brown Frock by lengthg				
	.. the Collar & raisg the sleeves	6	6		
6	Altg an Olive D ^o lettg out the				
	.. back raisg the neck, & takeg in the sleeves	18			
	.. Altg a D ^o as above, & lettg				
	.. out the Collar, Silk de	18		2	2 6
12	Altg a black Frock by taking in				
	.. the sleeves, enlarg ^o the sigh de	6	6		
	.. Altg D ^o as above	6	6		
	.. Altg D ^o	6	6		
	.. Altg a D ^o in the sleeves & shoulder				
	.. raisg them high, & takeg in the collar	8	6		
	.. Alterg 3 black Caps ^o Waistcoats				
	.. by lengthg the Collars, wid ^o the backs de	9			
	.. Adv ^o on wages de for Mourng.	1	15	3	12 0
13	To lettng out a black Frock, in				
	.. the Shoulder, Sleeves & back	10			
	.. Altg a D ^o as above, & enlarg ^o				
	.. the sigh de	8	6		
	.. Altg a D ^o by lettg out the				
	.. back & sleeves, & lowerg the collar	6	6	1	5 0

S

195-11-0

November 1805.

John Weston Taylor

quarter ending 10. Oct. F. 195. 11. 0

Shanks $\frac{2}{2}$ 195. 9. 0

His Royal Highness

The Prince of Wales

To Schweitzer and Davidson

No. 12 Cockspur Burlington Gardens

1805

July 6	A fine white Mousellus Robe de Chambre lined thro with fine cotton		6	6	
10	6 Buff Capimew Waistcoats	3/6	10	16	
	3 Pair of Nankin Cotton Stocking Breeches silk strings facings & pockets and Capimew stays	5/6	7	17	6
	3 Pair of Drab	5/6	7	17	6
12	Altering a Blue Coat			4	
	D a Mousellus Robe de Chambre			3	
15	D a D			3	
	D — and new Velvet collar to a blue Coat			16	
	Cleaning 12 Buff Waistcoats	2/6	1	10	
	Repairing a pair of Black silk stocking Breeches & Stockings			6	
16	D — and altering a blue Coat			9	
17	2 pair of White Patent Button Stocking Pantaloon with silk facings & pockets & Capimew stays	4/10	9		
	Repair of drab worsted stocking D with garter feet		3	13	6
20	Repairing and Altering a pair of drab Pantaloon			5	
23	D — and new silk pockets to a pair of Muslin Trowsers			5	6
	Altering 2 Regimental Jackets			1	6
	D a Pelise & 12 dozen plated balls found			15	
	D a D & Silver Saw found			2	5
29	A pair of Superfine Sheep Laines Trowsers with silk facings & pockets		1	18	
	Box & hooking			1	6
31	2 pair of Fine Striped Laines Trowsers	3/6	3	16	
	Box and hooking			1	6
Aug 16	A Field Marshall's Uniform of Supp Scarlet cloth lined with silk, blue facings, Capimew turnbacks, rich Gold Emb Edges, loops, Epaulles Horners, Uniform buttons		36	17	
			Carried over £ 96 12 6		

1005	Bro ^t . over	96 12 6	100
Aug 16	Another Field Marshalls Embroidered Uniform with Capimex linings	36 10 6	Sept
	A Field Marshalls Undress Uniform with Capimex linings, a pair of rich Epaullets, Emb ^d ornaments &c	22 2 6	
	A Blue Spine cloth Coat, with Rallinet linings, silk sleeve linings, velvet Collar &c	13 13	
	Box & Bookings	3 6	
27	Repairing and altering a pair of Black Pantaloon	4	
	3 Yards Black Crape	9 6	
29	A Black Spine cloth lapelled Coat with back & sleeve lining	6 3	
	Extra charge for General Mourning	1 1	
	3 Black Capimex Waistcoats with backs of aungs	45/ 6 15	
	Extra for General Mourning	10/6 1 11 6	
	A pair of Black Mounted Stocking Pantaloon, with silk facings & pockets, Capimex stays	3 8	
	Extra for General Mourning	14	
	A pair of rich Black silk stocking Pantaloon, with Hose, silk facings, pockets, & Capimex stays	6 10	
	Extra for General Mourning	14	
	A pair of rich Black silk stocking Pantaloon, (with own Hose grafted in) silk facings &c	4 16	
	Extra for General Mourning	14	
	Box & Bookings	2 6	
Sept 6	A pair of drab Capimex Breeches with riding shape, gilt buttons, silk shins, facings & pockets	3 3	
	Extra for General Mourning	14	
14	Altering 5 Black Waistcoats	10	
17	Do a Black Coat	3	
	Repairing and washing a pair of Nankin Pantaloon	3	
	A pair of Spine Nankin Pantaloon, with Satin feet silk facings, and pockets	2 18	
	Washing Do	1	
	Box & Bookings Do	1 6	
	Carried over	£ 209 18	

		Brought over	209 18
2 6	1005		
Sept 18	Altering a Field Marshall's Undress Uniform		9
0 6	D ^r 2 D ^r Embroidered D ^r		18
	2 Bands Green Baize		9
2 6	Altering 2 pair of white stocking Pantaloons		6
	Box & backing		3
3	19 A pair of Black worsted stocking Pantaloons with	}	3 0
3 6	Silk patches and facings and Capinew stays		
4	2 pair of D ^r with Water feet	3.13 6	7 7
9 6	Exp ^a for General Mourning	14/	2 2
3	20 A pair of Nankin Pantaloons with facings & patches		2 18
1	23 A Blue Superfine cloth Capelled Coat with scarlet cuffs	}	8 5
5	and collar Field Marshall's buttons, with sleeve & body lining		
11 6	Box & backing		2
			<hr/>
			236 5
		#.	

✓

Wortbe 1005.

Schweizer-PCo Sayber

Quartier ending in. C. St. P. 236.5

Hand - 3.
236.2

H R H the Prince of Wales London. E.C. Charing Cross.

29394



Bo. of John Prosser, (late Cullum)
SWORD-CUTLER and BELT-MAKER,
 to the KING, &c.

1805

July 10	Regilding a Knight's Sword, replacing guard	1. 9
April 20	Mending a Mameluke Blade, metal lock	11. 8
	& half black Ivory handle with studs	2
	Bag	
	Regild. a Staff Sword new guard to D	1. 19
	D D another	1. 19
	Mending a waist belt	1. 1
	A Hank of silk Webbing	2. 6
	12 lbs of Brags nails	2/ - 1. 16
	A Currier's Waist belt	2. 2
	Mending a Staff belt & cleaning D	10. 6
May 3	A waist belt with a frog	1. 11. 6
	Cleaning an old belt & mending D	8
	Mending locks, cleaning Furniture & mending	18.
	currier of a pair of Belts	
June 25	A Currier's belt steel Furniture	1. 11. 6
July 5	Steel hook to Staff Sword	9. 6
July 18	A gilt Scabbard to a Purpoise Sword	3. 13. 6
	A Belt D 25/ Brags 3/	1. 8
	A Staff sword with brass Scabbard	5. 5
	Bag	2
	A pair of gilt Spurs	2. 8
Aug 9	A gold lined belt of plate	13. 13
	2 D D	27. 6
	Staff sword brass Scabbard 115/6 Bag 2/	5. 17. 6
	A pair of Steel Spurs	15.
	A pair of Gilt D	2. 8
	Knives	3. 13. 6
	Scabb	3. 13. 6
	Staff sword with a brass Scabbard 115/6 Bag 2/	5. 17. 6
	Pair of Steel Spurs	15.
	Knives	3. 13. 6
	2 Currier's Waist belts	3/6 - 3. 3
	2 Knives 75/6 & 7. 7. 6 Brags 11/6	7. 14. 6

Carried over

118. 14

1805

Brought over

118. 14.

Aug 9	1/2 p ^m Sword	10.
24	A gilt Scabbard to sword	3. 3.
	A gold lace belt of plate	13. 13.
	Knot	3. 3.
	2 D	6. 6.
	Sash	3. 13. 6
	2 p ^m Gilt Spurs	48/ 14. 16
	Knot 63/ Bag 2/	3. 5.
	A gold lace belt of plate	13. 13.
	A D	13. 13.
	Gilt Scabbard 63/ Bag 2/	3. 5.
	Knot 63/ Sash 73/6	6. 16. 6
	Box do	7. 6
28	Middle lockets rings to two Swords	1. 1.
	Box do	5.
	353 Numbers for currency	8. 16. 6
Sept 20	Cleaning 2 blades for basket sword	2. 6

205. 3. 6

1805

1805

Examined & certified by
W. J. Williams. 20. Feb. 1806.

£ 205. 3. 6
 3
 £ 205. 6. 6
 Wm. J. Williams



Bought of E. Meyer:
 HUSSAR & MILITARY BOOT MAKER
 To their Royal Highnesses the PRINCE of WALES &
 DUKE of YORK. No. 10, St. Albans Street, Pall Mall.

His Royal Highness The Prince of Wales.

		L. S. D.
1805.		
July 4.	1 ^{Pr} of Shoes repaired	0. 2. 6
" 18.	1 ^{Pr} of Jack Boots entirely newfooted, very highheels	} 2. 12. 6.
" "	toe Linings, joined in Legs &c.	
Aug. 10.	1 ^{Pr} of Jack Boots, very highheels, toe Linings &c.	5. 5. 0.
" "	Packing Case & Booking	0. 7. 0.
Sept. 21.	1 ^{Pr} of Jack Boots entirely newfooted, very highheels	} 2. 12. 6.
" "	toe Linings, joined in Legs &c.	
" "	2 ^{Pr} of Hussar Boots	6. 6. 0.
" "	Packing Case	0. 7. 0.
Oct. 29.	1 ^{Pr} of Hussar Boots	3. 3. 0.
		L. 20. 15. 6

29395A

I Received the 24th April 1807 of
 His Royal Highness the Prince of Wales by W. Churchill Esq
 the Sum of Twenty Pounds fifteen Shillings & six Pence the
 amount of the annexed Bill for the quarter ending 30th Oct. 1805.

Stamp $\frac{L. 20. 15. 6}{L. 20. 14. 10}$

for E. Meyer
 Geo. Meyer



Bought of E. Meyer;
 HUSSAR & MILITARY BOOT MAKER
 To their Royal Highnesses the PRINCE of WALES &
 DUKE of YORK. No. 10, St. Alban's Street, Pall Mall.

His Royal Highness The Prince of Wales.

1805.

		£. s. d.
July 4.	1 ^{Pr} of Shoes repaired	0. 2. 6
" 18.	1 ^{Pr} of Jack Boots entirely newfooted, very highheels	} 2. 12. 6.
" "	toe Linings, joined in Legs &c.	
Aug. 10.	1 ^{Pr} of Jack Boots, very highheels, toe Linings &c.	5. 5. 0.
" "	Packing Case & Booking	0. 7. 0.
Sept. 21.	1 ^{Pr} of Jack Boots entirely newfooted, very highheels	} 2. 12. 6.
" "	toe Linings, joined in Legs &c.	
" "	2 ^{Pr} of Hussar Boots	6. 6. 0.
" "	Packing Case	0. 7. 0.
Oct. 29.	1 ^{Pr} of Hussar Boots	3. 3. 0.
		£ 20. 15. 6



Bought of E. Meyer,
HUSSAR & MILITARY BOOT MAKER
To their Royal Highnesses the PRINCE of WALES &
Duke of YORK. No. 3. St. Alban's Street, Pall Mall.

His Royal Highness The Prince of Wales.

1805.		£. s. d.
July 4.	1 st of Shoes repaired	0. 2. 6
" 18.	1 st of Jack Boots entirely newfooted, very highheels	} 2. 12. 6
" "	toe Linings, joined in Legs &c.	
Aug. 10.	1 st of Jack Boots, very highheels, toe Linings &c.	5. 5. 0.
" "	Packing Case & Booking	0. 7. 0.
Sept. 21.	1 st of Jack Boots entirely newfooted, very highheels	} 2. 12. 6
" "	toe Linings, joined in Legs &c.	
" "	2 nd of Hussar Boots	6. 6. 0.
" "	Packing Case	0. 7. 0.
Oct. 29.	1 st of Hussar Boots	3. 3. 0.
		£. 20. 15. 6



Mar 1805

E. Meyer - 1300m

quarter binding 10 Oct. £20. 15. 6

Shank

20. 14. 10

[Faint, illegible handwriting in the top left corner, possibly bleed-through from the reverse side.]

His Royal Highness The Prince of Wales

To John Weston Bond Street

1805

Oct ^r 28	To a fine Olive Mist Frocks Lap ^o	"	"	"		
"	Lined with Silk & 600 ^o buttons	6	9	"		
"	A fine light Mist D ^o	6	9	"	12	18
30	To Ten fancy Tailinet Waistcoats	"	"	"	18	"
Nov ^r 2	Alt ^r a brown great Coat	"	"	"		
"	by shortening the sleeves &c	"	10	6		
4	Alt ^r an Olive Frock, by tak ^g	"	"	"		
"	out the sleeves, tak ^g off the collar &c	"	9	"	19	6
"	Alt ^r a Tailinet Waistcoat, by	"	"	"		
"	shortening the collar, lowering the neck	"	"	"		
"	& taking in &c	"	7	"		
"	Alt ^r Nine D ^o as above	3	3	"	3	10
"	To letting out a dark green G ^t Coat	"	"	"		
"	in the sides & rep ^g	"	3	"		
5	Alt ^r a green Mist Frock	"	"	"		
"	by tak ^g in the shoulders, the	"	"	"		
"	sleeves taken out & rais ^g them	"	8	6		
"	Alt ^r a grey Mist Frock	"	"	"		
"	as above	"	8	6		
"	A Journey to Brighton	2	12	6	3	12
8	Alt ^r a blue Frock, by putt ^g	"	"	"		
"	new sleeves & rais ^g them, on	"	"	"		
"	the shoulders, taking in the neck	"	"	"		
"	new silk hand facings	"	12	6		
"	Twinnish ^g cloth for new sleeves	"	13	"	1	5
	Count ^o over				40	5
					6	

1805

Brought over

40 5 6

Nov ^r 8	To Altg a white Mars ^a Waistcoat	"	"	"			
"	by lettg out the back, takg off	"	"	"			
"	in front, rep ^d & buttons cov ^d	"	3	6			
"	furnishg Mars ^a for new collar	"	2	6			
"	Altg 21 ... D ^o as above	3	13	6			
"	Furnishg Mars ^a for the collar	2	12	6	6	12	"
"	Altg a blue frock lay	"	"	"			
"	raisg the sleeves on the shoulder	"	"	"			
"	& takg in the neck	"	13	6			
"	new filts hand facg	"	2	"			
"	Altg a D ^o frock by takg	"	"	"			
"	out the sleeves, & lengthg	"	"	"			
"	them, lettg out the body	"	"	"			
"	& raisg the neck	"	"	"			
"	lettg out the shoulder	"	"	"			
"	& new collar	"	11	"			
"	Furnishg cloth for the collar	"	4	6			
"	Packing case	"	3	"			
"	Journey to Brighton	2	12	6	4	9	6
11	Altg a grey mist frock, lay	"	"	"			
"	lettg out the back de	"	4	6			
"	Altg a white Mars ^a Waistcoat	"	3	6			
"	new collar de	"	"	"			
"	Furnishg Mars ^a for D ^o	"	2	6			
"	Altg 10 ... D ^o as above	1	15	"			
"	Furnishg Mars ^a for D ^o	1	5	"	3	10	6
12	Altg a blue frock by taking	"	"	"			
"	out the sleeves, enlarging the	"	"	"			
"	body, raisg the back & foreparts	"	"	"			
"	taking off the collar de	"	"	"		12	6
	carri ^d up						
							5 5 10 0

1805

Brought up

					55	10	
Nov. 12	To altg a grey mist Frock						
"	by lettg out the back do		6	6			
"	Altg an Olive mist do						
"	lettg out the sides & taking						
"	out the sleeves, & raisg them						
"	on the shoulders		6	6			13
13	Altg a dark mist Frock						
"	takg out the sleeves & raisg do						
"	takg off the collar		14				
"	Furnishg new cloth for faccs		5				19
15	Altg a dark mist Frock						
"	raisg the side seams, on the back		5	6			
"	Altg a blue Frock, raisg the						
"	sleeves, & lettg out do		5	6			
"	Altg a brown mist Frock						
"	by lettg out the back & shoulders						
"	& taking in the side		7	6			
"	To cleanng 2 Toilt. Waistcoats		2				
"	Packing Case		3				1 3 6
18	Altg a blue Frock, raisg the						
"	side seams, & back, & takg						
"	in the sides raisg the sleeves						
"	taking in the pleates						
"	movg the buttons, & new						
"	outside Collar		16				
"	Furnishg cloth for collar		4	6			
"	Silk for repg the lining		1	6			
"	Packing Case		2	6			
"	Journey to Brighton	2	12	6			3 17 0

Carry over


62-2-6

1805

Brought over

62 2 6

Nov. 22	To Altg an Olive Mist Frock	"	"	"			
"	by takg out the sleeves,	"	"	"			
"	& raisg them on the Shoulders	"	7	6			7 6
29	To altg a mist Frock by takg	"	"	"			
"	off the collar, & madg up afresh	"	"	"			
"	new collar, & lengthg the lap	"	"	"			
"	& takg off the foreparts	"	15	"			
"	Twinishg cloth for new collar	"	4	"			
"	Altg a blue Frock as above	"	"	"			
"	Twinishg cloth for collar	"	19	"			
"	Altg a light blue Frock	"	"	"			
"	as above	"	15	"			
"	cloth for collar	"	4	"			
"	Altg an Hares back Mist Frock	"	"	"			
"	by takg out the sleeves & raisg them	"	"	"			
"	takg in the side seams &c	"	19	"		3	16 "
Decr. 10	A. Fine blue Frock Lap ^d	"	"	"			
"	kind w th silk & gilt butt ^s	6	9	"			
"	Packing Case	"	3	"			
"	Journey to Brighton	2	12	6		9	4 6
14	Two Fine Lambs wool Waistcoats	"	"	"			
"	w th sleeves & wire buttons	2	10	"			
20	Altg a brown Frock lettg out	"	"	"			
"	the sleeves, & shoulder & back	"	13	"			
"	Twishg. silk for back lining	"	3	6			
"	Packing case	"	3	"		3	9 6



 £ 79-0-0

29397A

Wararobe 1809

John Weston - - - Taylor

At Ending 5. June 1806. £ 79. 0. 0

Stands

78. 9

1805

JOHN WESTON

His Royal Highness
The Prince of Wales

To Schweitzer and Davidson

1805

N^o. 12. Cork Street Burlington Gardens London

Nov ^r . 12	Repairing a pair of drab stocking Breeches	2	
4	Altering 11 White Waistcoats & cotton	1	2
11	D ^o — 4 D ^o	8	
	Repairing a pair of drab stocking Pantaloon	2	
12	Altering 4 Field Marshalls Uniforms & new springs to the Shoulders	1	4
15	A Black Superfine Cloth full Dress Coat, with silk linings and muslin Sleeves	8	5
	A Black Cassimer Waistcoat with silk back & facings	2	7
	A pair of D ^o Breeches, silk facings & pockets	2	12 6
	A pair of rich Black silk stocking Breeches, with silk facings and pockets and Cassimer stays	4	7
25	Shortening a pair of Black silk stocking Pantaloon	6	
30	2 pair of drab worsted stocking Breeches with silk shing facings and pockets and Cassimer stays 52/6	5	5
	4 Printed Muslin Draping Jackets with fine cotton linings 40/	8	
	Box & booking	2	
Dec. 23	A pair of drab worsted stocking Pantaloon with Garter pet silk facings & pockets & Cassimer stays	3	13 6
	2 pair Drab Cassimer D ^o 73/6	7	7
31	5 White Mantles Robes de chambre lined thro with fine cotton £6.6.0	31	10
		£	76 13

March 1805

Schweitzer 500. . . . Taylor.

quarter ending 31st 1806. - £56. 13. 0

Hand

76. 12 -

Royal Highness The Prince of Wales
To J. Weston No. 34 Old Bond St

Jan 4	A Superfine Dark Mixture Cloth	"	"	"			
	Great Coat 2 Breastrs Silk Pockets	"	"	"			
	and Twist Buttons	"	"	"			
	Silk Serge for Linings and Pockets	"	"	"			
	To Rich Velvet Collar and facings	7	10	"			Error
	A Superfine Light Mixture Cloth 9 th Coats	"	"	"			
	made in every respect as above	7	10	"			15 th Error
11	Altering a Blue Frock by making the	"	"	"			
	hips higher taking in the side seams letting	"	"	"			
	out the Shoulders lowering the Collar &c.	"	12	"			
	Furnishing Cloth for D ^o	"	14	"			
	Altering a D ^o Frock	"	6	6	✓	1	2 6
13	A Superfine Blue Frock Lapelled Lined	"	"	"			
	with silk and best Gilt Buttons	6	9	"	✓	6	9 "
17	Altering a Blue Frock by raising the seam	"	"	"			
	on the shoulder taking in the top of the	"	"	"			
	Lapelle &c		9	"			
	Altering a Drab Mixture Frock the collar	"	"	"			
	taken lower and Sleeve raised higher		6	6			
	Furnishing Silk for repairing the Linings		3	6			
20	Altering the collar of a Brown Frock and	"	"	"			
	repairing D ^o		4	6			
	Altering a Grey Mixture Frock by taking	"	"	"			
	in the Body letting out the side and	"	"	"			
	altering the Shoulders	"	"	"			
	Putting on a New outside Collar &c.		15				
	Furnishing Cloth for D ^o		4		✓	2	2 6

P^d over = 24 14 -

7 14 -

29400

	Amount brought forward				25	11	6
July 6	Altering a Blue Frock by letting out the back and moving the Buttons	3	6		40	11	6
8	Altering a D ^o letting out the shoulder and the Top of the Sleeve	4	6				
13	Altering a Blue Frock by taking out flaring lengthening under the Arms taking in the side seams moving the Buttons and raising the Sleeves on the Shoulders	10	6	18			6
14	Altering a Blue Frock by taking in side seam and Back seam Collar made shorter and raised in the Neck	7	6				
	Altering a French Blk Coat taking in the Top of the Side seams raised higher under the Arms	4					
	Altering a D ^o Frock letting out the top of the Waist Collar shortened &c	6	6				
	Furnishing Cloth for D ^o	3		1	1	0	
19	Altering a D ^o Frock making the Collar longer letting out the top of the back making the side tighter	8					
20	Altering & repairing a Blue Coat Furnishing New felt Hand facings	4	6				
22	Altering a Blue Frock making larger in the shoulder and high Collar lengthened	5	6	18			
25	Altering a Blue Frock making higher in the Neck and New Collar	6	6				
	Furnishing Silk Serge for Linings	3					
	D ^o Cloth for New Collar and Collar Lin.	4	6				
	Altering a D ^o by taking in side seams raising Sleeves higher on Shoulders taking in Lapels moving Buttons &c	15		1	9		

Prd paid 29 10 0
44 18 0

Feb	Amount brought forward				
25	Adopting fine Blue Frock Lapelled w th Silk Buttons - Silk Linings &c	6	9	-	
28	Altering a M ^{rs} coat by letting out the Hip New Collar and New Buttoning furnishing Silk Buttons	12	-	-	
	D ^o Cloth for Collar	4	6	-	7 15 6
Mar. 1	Altering a Blue Frock by making New outside sleeves bringing D ^o higher on Shoulders raising the Neck	14	-	-	
	Furnishing Silk serge for Linings	3	6	-	
	D ^o Cloth for New sleeves	1	1	-	
	Altering a D ^o Blue Frock making New Collar raising the Sleeves letting out the Shoulders &c	18	-	-	
	Cloth for New Collar	4	-	-	
	Silk for Repairing the sleeve Linings	3	6	-	3 4 0
3	Repairing a Regimental Coat	3	-	-	
5	Altering a Blue Frock making New outside Collar raising the Sleeves	5	-	-	8
7	Altering a Blue Frock taking the Lapels and raising them higher raising the Neck taking in Side seams and altering the Collar	16	-	-	
	Furnishing New outside Sleeves	1	1	-	
	Furnishing Silk Sarsnet	3	6	-	
	Altering a D ^o Frock taking in under the Arm raising the Sleeves higher on Shoulders	6	6	-	2 9
8	Altering a Blue Frock made wider &c Furnishing Cloth and Silk Buttons	13	6	-	1 4
	Carried over				59 18 6
					44 10 6

Mark Amount brought forward

11. Altering a Blue Frock letting out the
Shoulder seams raised and the Arm
Altering the ends of the Collar and Top of
Lappell

7 6

12. Altering a D^o Frock letting out the
Shoulders

2 6

13. Altering a D^o Frock

2 -

12 -

14. Altering a Blk Coat lengthening the
Collar Furnishing New silk Hand facings

4 6

Repairing a Blk Cassimere Waistcoat

2 -

17. Altering a Blk Coat letting out the
Shoulder and Sleeves

5 -

Silk for Repairing the Lining

4 6

Altering a D^o Coat by shortening Sleeves

3 6

19 6

2. Fanny Toilette Waistcoats Blk Broad

3 12

3 12 -

19. Altering a French Blk Coat Collar
made wider Lappells long hand & widned
raising the Neck Sleeves thrown
higher on the shoulders

1 1 "

Cloth furnished for new outside Collar

4 "

20. Altering a D^o Frock as above

1 1 "

Furnishing cloth for Lappells & facings

4 "

2 10 -

21. Altering a Blk Frock by taking in
the Lappells and Collar

5 "

Altering a Blue Frock by taking
in the Collar and letting out of shoulders

4 "

A Black Cassimere Waistcoat Blk Broad
with silk back & skirt facings

1 16 "

Silk Serge for D^o

18 "

3 3 -

Can't on

70 15 0

55 15 0

Next Amount brought forward			55. 15. —
			70 15
24 Altering a Blue Frock putting New tops to the Lapels and foreparts	18		
New Cloth Collar New Back cut off in Fronts			
Furnishing Cloth for New Collar & Backs	10	6	
Silk serge for Repairing the Lining	2	6	1 11
25 Repairing three Field Marshalls Coats			
Putting Stars on D ^o &c	7	6	
Altering a Blue Frock letting out the Shoulders and Sleeves raising them higher and raising the Neck	7	6	15
Altering a Blue uniform Coat by making the Back narrower	5		
26 A Superfine Blue Frock let out in the Shoulder Seams bringing the sigh higher under the Arm	6	6	11 6
A Fanny Toilette Waistcoat omitted			
By Two Great Coats			

58 12 6
~~73 19 6~~
 1 16
~~75 8 6~~
 60 8 6
 15

 £ 60 8 6
 #

151

3

6

6

6

6

6

✓

March 1806

John Weston

Taylor

Dr Entrings 5 April L. 60.8.6

March

50 7 6

By Command of
His Royal Highness The Prince of Wales


for Baron Pennington

To John Weston Bond Street

1806

Jan 4	To alter a blue Coat by mak ^g it to	"	"	"		
"	H. R. A. Unif ^m	"	15	"		
"	furnish ^g buff Cas ^m for lining	1	1	"		
"	A. rich Velvet collar	"	7	6		
"	16 Co & 6 Br. Eng ^g gilt buttons	"	15	"	2	18 6
"	To a fancy Embroidered Dress Coat	"	"	"		
"	single breasted, hind through with	"	"	"		
"	buff silk serge, silk sleeve linings	"	"	"		
"	black uncut Velvet collar	"	"	"		
"	& Unif ^m buttons	30	"	"		
"	A buff Casimere Waistcoat, single breast?	"	"	"		
"	& richly embroidered with gold	"	"	"		
"	& Unif ^m buttons	10	"	"		
"	A pair buff Casimere Breeches	"	"	"		
"	unt ^g & unif ^m buttons	1	16	"	41	16 "

£ 44 14 6
 #



By Command of

His Royal Highness The Prince of Wales


for Col M^o. Mahon

To John Weston Bond Jr.

1806

Jan 7	To alter a Unif ^m Coat by lowering the Collar &c	"	5	-	
Mar 5	altg ... D ^o Aid de Camps Coat	"	"	"	
"	lengthening the Collar, & new Collar lining	"	7	-	
"	Embroidered holes in front lengthened &c	"	18	-	1 10 -
6	alter a D ^o undress Coat, lengthening	"	"	"	
"	the Collar & twist holes, mod ^o the buttons	"	7	6	
"	lengthening the Embdy in Collar &c	"	2	6	" 10 -
12	A fine blue Unif ^m Coat, Lapelled	"	4	"	"
"	Line buff Casimer	"	1	1	"
"	Silks sleeve Linings	"	10	6	
"	Rich Velvet collar	"	7	6	
"	16 Gilt Cypher buttons	"	15	-	6 14 "
24	Alter a Dress Unif ^m Coat, taking off	"	"	"	"
"	the Collar, & taking out the sleeves	"	"	"	"
"	making new holes &c	"	10	6	
"	Turnishg 2 additional Emb ^d holes	"	18	-	
"	Casimer for turnbacks	"	5	-	
29	Altg ... D ^o making the Collar lower	"	"	"	"
"	taking up the shoulders, & buttons mod ^o	"	7	6	2 1 "

£ 10 15 0



By Command of

His Royal Highness, The Prince of Wales

for Col^e Leigh

To John Weston Bond Street

1806

Jan 7 16	To a pair white Cas ^{ts} Breeches	1	14	6	
March 5	To altering an Aide Camps Unif ^m Coat	"	10	6	
"	Embroidering the edge of the Collar & Cuffs	"	"	"	
"	Furnishy cloth for one Collar lining &c	1	1	-	3 6 "
22	altery a D ^o Unif ^m coat - by lowering	"	"	"	
"	the neck & Collar, taking out the sleeves	"	"	"	
"	& raising them higher on the shoulders	"	5	6	
26	altery a D ^o Coat, as above	"	5	6	
"	Furnishy 2 additional Emb ^d holes	"	"	"	
"	in front &c	"	18	"	1 9 "
					<u>4 15 0</u>
					<u>4 15 0</u>

44. 14 6
 10. 15 -
 4. 15 -
 50. 4 6

Friday June 1806.

Sarah Weston

Taylor

50 5. th copies

blank

£ 60. 4. 6

5 7 60. 3. 6

by Ball Mall

His Royal High: Prince of Wales,

Gov: of Caterers, ...

1806

25

Jan: 8... 2 long crape Bands, for Regiment: Hats. ... 15..

Feb: 1... A Childs white Hat, white Ostrich Feather & white Ribbons, - - - Paper Box of - - - Duty of } ... 1.10..

14.. A gold embroid: Star Loop, - - - - - 2..

20.. 2 super Beaver Hats, rich Cavalry Bands, scale Loops, Ribbons & Cockades - - - - - Duty of } ... 10.. 1..


23.. Super Beaver round Hat, - - - - - Duty of } ... 1.17..

Mar: 10... Super Beaver Yeoman Cap, silver embroid: Pined Band King pattern, silver spangl'd Ross with embroid: GR very rich crimson & gold Cap line, flounders, bullion Tassels, Sliders, crimson & gold basket Loop & Button Patent leather Poke, double silver Chain with Lions Head & Hooks, - - - - - Duty of } ... 17. 5. 6

Alter: an old Cap to new Regiment: Pattern, adding gold Tissue to Cap & Tail & remak: y Cap. } ... 2.10..

20.. Cutt: & bind: a round Hat, - - - - - 2..

£ 36.. 6



Mr. H. P. Prince of Wales
High. 27
£36. -- 2
Patens. Station

Maritime 1826.
F. Baker 27 after
Dr. Ending 5th April £36. -- 6
of Hand. 0
35. 4. 10

His Royal Highness The Prince of Wales

To Schweitzer and Davidson

1806

N^o 12. Cork Street Burlington Gardens London

Jan ^y 8	Altering a Field Marshalls Embroidered Uniform, silk Capinew	1	7	—
13	A Blue Fine Cloth Lapelled Coat gilt buttons silk body & sleeve lining	6	10	—
	2 Pair of rich Black silk Stocking Pantaloon, with Hose, silk faucings & pockets and Capinew stays		13	—
	A pair of drab Mounted Stocking Pantaloon with silk faucings & pockets and Capinew stays		3	8
	2 pair of White Cotton Stocking Breeches with silk faucings & pockets and Capinew stays		5	5
	Altering a pair of drab Capinew Pantaloon		10	6
	D ^o a pair of D ^o		11	—
	D ^o and repairing a pair of drab Stocking D ^o		6	6
	D ^o new back lining, & eyelet holes, & washing a white muslin Underwaistcoat		8	6
17	Altering a Field Marshalls Dress Coat. & gold Lace		7	6
	D ^o a white Capinew Waistcoat		5	6
	D ^o a pair of white Stocking Breeches		2	6
	Cleaning 2 pair of D ^o		6	—
	Repairing a Blue Coat		2	—
18	Altering a Field Marshalls Dress Suit		9	—
	D ^o a pair of drab Pantaloon		7	—
20	D ^o a pair of D ^o		7	—
	D ^o a Blue Pelise and repairing the Cur		12	—
21	D ^o and repairing a pair of Black Stocking Pantaloon		2	6
	Cleaning a pair of cotton Stocking Breeches		3	—
23	Altering a pair of Black Stocking Pantaloon & Stocking		6	—
28	D ^o a pair of drab Capinew D ^o		9	—
30	Washing 5 Robes de Chambre		10	—
31	Altering 2 pair of drab Pantaloon		19	—
	D ^o a pair of Black Velvet Breeches Velvet & silk to piece them and new silk buttons		15	—
	Carried over		£ 37	9 6

1006	Amount brought over		37	9	6	
Feb 7.	1 A pair of drab Casimere Breeches with riding shape gile buttons, silk facings, pockets and shings		3	3		
	A pair of Drab Casimere Pantaloon with garter feet, with facings & pockets		3	13	6	
	A pair of mixt — D ^o		3	13	6	
	A pair of Drab Worsted stocking D ^o		3	13	6	
	3 Altering a pair of Black velvet Breeches			3	6	
	4 D ^o — a pair of Drab Casimere Pantaloon			1	6	
	D ^o — and new buttoning a pair of Velvet Breeches			2	6	
	6 A Blue Spare cloth Lapd Coat.		6	10		
	A pair of Blue Casimere Pantaloon, with facings, pockets &c		3	8		
	11 Altering a pair Blue D ^o & a pair Drab D ^o			5		
	Cleaning a pair of Drab D ^o			3		
	Altering and repairing a pair D ^o a Buff Casimere Waistcoat			2		
	13 A pair of Black worsted stocking Breeches, with shings, facings & pockets Casimere stays		2	12	6	
	A pair of Black Casimere Breeches D ^o		2	12	6	
	Altering a pair of Blue Pantaloon			2	6	
	17 D ^o — and repairing a pair of Drab Stocking Breeches			2	6	
	18 D ^o — a pair of Black silk stocking Pantaloon			2	6	
	24 Repairing and new silk shings to a pair of Drab Breeches			3		
	Altering a pair of drab stocking D ^o			5		
	25 A pair of Blue Casimere Pantaloon, with facings, pockets, and Casimere stays		3	8		
	2 pair of Buff worsted stocking Breeches with facings and pockets	52/6	5	5		
	2 pair of Hankin Cotton D ^o D ^o		5	5		
	Altering a pair of Black silk stocking Pantaloon			2		
	28 A pair of drab Stocking Breeches			2	6	
March 6	Repairing a pair D ^o			1	6	
	Cleaning a pair of Buff Stocking Breeches	3/		6		
	D ^o — 2 pair of Hankin D ^o D ^o	3/		6		
	10 Altering a pair of White D ^o D ^o			2	6	
	Carried forwards.		L	03	9	6

1806
Mar

6	1806 Amount brought forwards	03	9	6
	Mar 11 Altering 3 Field Marshalls Uniforms		12	
	New silk shings to a pair of nankeen Stocking Breeches		1	6
	12 Repairing a pair of Blue Pantaloon		2	6
6	Cleaning 2 pair of Stocking Breeches	3/	6	
6	13 Altering a blue Coat & new cloth Collar to it		1	6
6	Do a pair of Black Casimere Breeches		3	
6	Do a pair of Do - silk Stocking Do		3	
6	14 Do - 2 pair of Do		9	
6	20 Do a pair of Do Pantaloon		3	6
	21 Repairing a pair of deab Do		2	
	Altering, New scarlet cuffs Hollar, & new set of buttons		1	6
5	to a Windsor Frock			
3	New buttoning a pair of deab Breeches with gilt buttons		2	6
2	27, Altering, Cleaning, and grafting a pair of Hose to a pair		12	
2	of white silk Stocking Pantaloon			
2	6	Repairing, and a pair of new silk Hose to a pair of Black Do	2	2
2	6	29 Cleaning a pair of white Stocking Breeches	3	
6			90	13
6			6	
6				
6				
3				
5				
8				
5				
5				
2				
2				
6				
1				
6				
6				
2				
6				
9				

20483

Manuskript 1826

Schweitzer & Co

Saylor

Dr. Ludwig 5. 11. Opus

L. 90. 13. 6

Hand

1. 90. 12. 6

His Royal Highness the
Prince of Wales

March, 1806

To J. Meyer. L.S.D

To run Extra Superfine blue Cloth Polony Pelop,
Richly trimmed with silver, the borders, and edges of
rich silver work, Rich silver bullion fringes for
the hips, silver Tassels on the Skirts, Creamer fur
trimming, Silk lining and Pockets, Extra double
stated buttons, Lambs wool Interlining &
Materials Compliat

90. 16. 9

March 1806

J. Meyer

Say for

Dr. Ending 5. April
1806

£. 98. 10. 0

~~42. 15. 4~~

Wardrobe, Payments to be made in the month of April 1806.

Schweitzer & Co	Tailors	On quia 5 April 1804.	137. 19 -
And ^o Meyer	Bootmaker	De 5 July 1804.	4. 17. 4.
Picknell & Co	Hatters	De De	105. 9 -
Amick & Son	Perfumers	De De	75. 17 -
Cater & Co	Hatters	De De	53. 16. 6.
David Taylor	Bootmaker	De De	17. 15. 8.
A. Baker	Linendrapes	De De	25. 6. 8.
Jos. White	Breechesmaker	De De	41. 2. 4.
J. Crowther	Whipmaker	De De	14. 13. 2.
Bunnell & Co	Lacemen	De De	5. 19. 10.
Ordway & Co	Turners	On quia 5 Janry 1805.	2. 16. 1.
J. Smith	Shaving Paste	On quia? De	1. 10 -
F. Bathorn	Furriers	On quia 5 July 1805.	2. 2 -
M ^{rs} Mills	for Carriage of Linen	On quia 10 Octob. 1805.	3. 7. 10.
Geo. Group	Disbursements	De 5 April 1806.	7. 5. 1.

Payments - £ 499. 17. 6.


Balance in Hand £ 0. 7. 8.

Quarterly Receipt - 500. " "

Total Receipts - £ 500. 7. 8.

Payments - 499. 17. 6.

Balance in Hand £ 0 10. 2.



Warrick

Supper made in the month
of April 1806.

Edwards

1806