

His Royal Highness The Prince of Wales

To Davidson, Dunnell & Banister

1807

12 Cook Street

January 6	A fine white Spanish Coating Robe de Chambre	7 15 "
"	A Silk Cord with Tassels	" 8 "
"	A Cotton Do	" 5 "
"	Altering A Green Coat	" 9 "
"	Altering & Putting new Collar to A Black Coat	" 7 "
"	do do to A do	" 7 "
"	do & Repairing 2 Black Coats	4 " 12 "
"	do A Blue Peluise	" 9 "
"	Blue silk Serge for Repairing do	" 1 0 "
"	Altering A Black Coat	" 8 "
"	do A Green Great Coat	" 7 "
"	do 2 Black Coats	" 10 "
"	do A Shawl Robe de Chambre	" 9 "
7	do A Black Coat	" 8 "
"	do A Shawl Robe de Chambre	" 8 "
8	do & Repairing A pair silk Stocking Pantaloon	" 3 0 "
"	do 3 Black Coats	" 12 0 "
"	do & Cleaning & White Dyeing Gown	" 9 "
12	do A Black Coat	" 4 0 "
14	A pair white silk Pantaloon Drawers & Grafting Hose to do	4 15 "
"	Remaking A Field Marshalls Dress Coat	1 1 "
"	do An Embroidered do	" 18 "
"	2 yds fine Welsh Flannel & 1/2 yd silk Sarsnet to do	" 18 0 "
"	Altering 3 white Casimer Waistcoats	" 4 0 "
"	Altering A pair Stocking Pantaloon & 2 yds silk Braid to do	" 7 "
"	do A Black Coat	" 3 "
"	do A Pair Black silk Stocking Pantaloon	" 3 "
15	do A pair do do	" 7 0 "
"	do A Flannel Robe de Chambre	1 " 10 "
Amount Car. over		£ 24 " 0 " 0

1807

Amount Brought over

24 " 0 " 0

1807

Date	Description	Amount	Page
January 10	Altering A Flannel Robe de Chambre	" 3 "	July
17	do A pair Silk Stocking Pantaloon	" 2 "	
"	do A Black Coat	" 5 "	
"	do A Field Marshalls Dress Coat & putting Stars on	" 7 0	
"	do An Embroidered do. Flannel Sarsnet found	" 13 0	
19	do A pair White Stocking Breeches	" 3 "	
20	do & Repairing A Pelisse with Sarsnet found to do	" 5 "	
21	do A White Quilting Dressing Gown	" 2 "	
22	do & Repairing a pair Breeches	" 3 "	
24 0	Long White Silk Sacks	2/ " 12 "	
26	Altering A White Muslin Waistcoat	" 4 0	
"	Repairing A Shawl Robe de Chambre	" 4 "	
27	Altering A Black Coat	" 8 "	
28	do A do	" 18 "	Ma
"	Sarsnet for Repairing do	" 3 "	
"	Altering A Green Great Coat	" 10 "	
"	do A Dressing Gown	" 2 "	
29	Sewing A pair of Boots on Trainers	" 4 "	
"	Altering A Black Coat	" 3 "	
31	Altering A Green Great Coat	" 4 "	
Feb 1	do & Repairing A Black Coat	" 10 0	
"	Putting Straps to A pair Pantaloon	" 2 "	
"	Altering A Scarlet Jacket	" 10 0	
5	A pair White Spanish Coating Robe de Chambre	7 15 "	
"	A pair Black worsted Pantaloon lined with silk Braid	3 18 "	
01	Repairing A Black Coat	" 2 "	
7	Altering A Robe de Chambre	" 2 0	
"	Grafting Hose to Black Silk Pantaloon	" 7 0	
10	Altering 2 Black Coats	" 13 "	
"	Altering A Field Marshalls Frock silk found to do	" 10 "	
"	do A Robe de Chambre	" 0 "	
13	do A Black Coat	" 9 "	
"	do A Robe de Chambre	" 3 0	
14	do 2 Regimental Coats	1 10 "	
	Amount Carried over	47.8.0	

1807 29452		Amount Brought up	47 8 0
July 14	Repairing a pair Breeches	"	2 "
10	Altering a Black Coat	"	0 "
"	do & Repairing a do	"	7 "
"	do at Robt de Chamber	"	2 "
"	do & Cleaning do	"	9 "
"	do do a pair Breeches	"	3 "
17	do a pair Black Stocking Pantaloon	"	3 "
18	2 White Marsella Under Waistcoats, laid back & Paul buttons	5	12 "
"	Altering a pair silk Stocking Pantaloon	"	2 "
23	do a pair do do	"	1 0
25	do a pair do do	"	4 "
27	Cleaning a pair of White Breeches	"	3 "
Mar 2	Altering a White Marsella Waistcoat	"	5 "
4	do & Repairing a pair Stocking Pantaloon	"	9 0
"	do do a pair silk do	"	3 0
5	Repairing a Robt de Chamber	"	3 "
"	do & Altering a Black Coat	"	3 0
"	do do a pair silk Stocking Pantaloon	"	2 "
9	Putting new Pockets into a Black Coat	"	7 "
17	Repairing a Coat & Lengthening Pockets	"	5 0
"	Putting new silk Pockets to a pair Pantaloon	"	12 "
"	A Field Marshall's Uniform Coat, Richly Embroidered lined with silk, Embroidered Epaullets & Skirt Ornaments & best gilt Uniform Buttons	38	12 0
"	A pair Blue Cloth long Pelisse lined with Rich White Silk Lustring, Inter lined with French Wadding & Trim'd with silk Brandenburgs	21	2 "
"	A Real Siberian Rich Fur Sable Trimming to do	38	" "
18	A pair Rich Black silk Stocking Pantaloon & Grafting own Hose to do	4	15 "
19	Altering a pair Stocking Pantaloon	"	2 0
"	Repairing & putting new Collar to a Black Coat	1	1 "
"	Altering a pair Stocking Gaiters	"	2 "
"	Altering a Marsella Waistcoat	"	0 "
23	A Blue Sattin Racing Jacket Trim'd with Scarlet Ribbon	3	15 "
Amount Carried over		A	105 10 "

1807

Amount Brought over — 105 10 "

March 25 Again white Pencils Clean'd — " 3 "

" at Robt de Chamber — du — " 9 "

100 2 "

March 1807

Debiton £ 10. Taylor

Dr Endings. April £ 166. 2. 0

March — 2

£ 186. —

O. His Royal Highness
The Prince of Wales

Dr J. W. G. Bicknell
F. D.

1807

March 31. 12 pair Womens fancy white silk hose
with Laced Cocks. } 19/ 11. 8.
6 pair - do - do - do - 19/ 5. 14 -
12 pair - do - do with Laced Insteps 21/ 12. 12 -
6 pair - do - do - do - 21/ 6. 6 -
12 pair mens laced Ties - do - 30/ 18. -

£ 54. 0. 0
#

Geo. Troup

Friday June 1807

W^g G. Michener Boston

To 5th April

£54. 0: 0

Stamps

53. 19 -

His Royal Highness the Prince of Wales

1807

To Davidson, Russell & Co

April 6	Altering A White Marsella Under waistcoat	"	6	"
	do A Black Coat	"	10	6
9	do An Embroidered Uniform Coat	"	12	"
13	A New Blue Cloth Lappet Coat with Cuttoms body & sleeves lined with silk	}	6	12
"	A pair Mixt do do			
"	2 Buff Capinew Waistcoats with gilt buttons	3	16	"
"	2 Striped Fuchant do	3	12	"
"	7 White Marsella Waistcoats	"	12	12
"	2 Pair Mixt Stocking Pantaloon with silk pockets & Capinew stays	}	6	18
11	Altering 2 Coats			
13	do 2 pair Bruchies	"	3	"
"	do 2 Coats	"	5	"
"	do 2 Waistcoats	"	4	"
14	do 2 Marsella do	"	5	"
"	do A pair Mixt Stocking Pantaloon	"	6	"
"	do 2 Waistcoats	"	10	"
15	do 4 do	"	8	6
"	do A mixt Coat	"	9	"
"	do A Blue do	"	5	"
17	do A Blue do	"	5	"
	Grafting Stays to Pantaloon	"	7	6
18	Altering 3 coats	"	9	"
"	do A White Marsella Waistcoats	"	6	6
21	do A Uniform Coat	"	3	6
"	do A Blue Frock	"	3	6
"	do A pair silk Stocking Bruchies	"	3	"
22	do A Windsor Uniform Coat	"	10	"
"	do A do do do do	"	10	"
"	do 11 Waistcoats	"	13	"
"	do A Putting Fur on Peliper	"	1	1
"	do A Windsor Dress Coat	"	5	"
24	Cleaning 6 White Marsella Waistcoats	"	6	"
	Amount carried over	£	50	12

1807	Amount brot. over	50 12	"	180
April 24	Putting trimmings on Blue Pelisse	"	6	Ma
"	Altering A Blue Coat	"	9	"
"	do A Windsor Uniform Frock	"	10	"
27	do A Blue Coat	"	12	"
"	do A pair Stocking Pantaloons	"	3	"
"	do A Blue Pelisse	"	5	"
"	do A Windsor Uniform	"	5	"
"	do A Forlanet Waistcoat	"	2	6
28	do 6 White Musella do	"	16	"
"	do & Repairing A Blue Coat	"	14	"
May 1	do do A do	"	10	6
"	do A Blue Coat	"	8	"
5	A New Brown Cloth lapped coat as before	6	8	"
"	A New Blue do do	6	18	"
"	A pair Blue & thread Stocking ^{Pantaloons} Silk Pockets Cap. ^{Stays}	4	10	"
"	Repairing & Buttoning A Mixt Coat	"	7	"
6	Altering A Mixt Coat	"	8	"
"	Repairing A Black Coat	"	3	"
"	do A pair Stocking Pantaloons	"	4	"
7	Altering & putting new Collar to Blue Coat	1	7	"
"	do A Blue Coat	"	5	"
9	Taking up Stiches of 3 Pair silk Pantaloons	"	9	June
13	Altering A pair Black do	"	3	"
14	do A Windsor Uniform Coat	"	12	"
"	do A new Collar to Blue Coat	"	10	"
"	do & Repairing 2 Black Cap. ^{Waistcoat}	"	12	"
"	do A pair silk Stocking Pantaloons	"	3	"
"	Grafting silk Hose to A pair do	"	7	6
15	Altering & Putting new Collar to Brown Coat	1	7	"
"	do A Blue Coat	"	7	"
"	do A Brown do	"	6	6
19	New Buttoning A Blue Coat with best Gill buttons	"	8	6
"	Cleaning A pair w. Cotton Stocking Pantaloons	"	6	"
20	Altering A Blue Coat	"	3	"
Amount Car. up		£	81	17
			6	

1807		Amount brot up	81	17	6
May 20	Altering & Repairing A Pair Stocking Gaiters	"	2	6	
"	do do do A Blue Coat	"	4	6	
21	12 White Marsella Waistcoats	36/	21	12	
22	Altering A Blue Coat	"	8		
"	do & putting Cuffs & Collar to Windsor Uniform Coat	1	6		
23	do A pair white Stocking Pantaloon	"	4		
"	Cleaning A Pair do do	"	6		
"	do A pair Breeches	"	3		
"	do A Robe de Chambre	"	7		
26	do 6 white Marsella Waistcoats	"	6		
27	Altering & Putting new Pockets in Brown Coat	"	10	6	
28	Repairing A pair Milt Stocking Pantaloon	"	6		
"	do A pair white do	"	12		
"	Altering & putting new Collar to Windsor Uniform Coat	"	14		
"	do & new buttoning A white Waistcoat with Pearl buttons	"	6		
"	do A pair Black Stocking Gaiters	"	2		
"	do & new buttoning A white Waistcoat	"	2	6	
29	A Blue Cloth lapped coat as before	6	18		
"	A Green Milt do	6	18		
"	Cleaning A pair white Stocking Pantaloon	"	6		
"	Grafting Horse do A pair Pantaloon	"	7	6	
June 1	A Scarlet & Blue Racing Jacket, lined with Gold Braids, Gold buttons & do	6	15		
5	3 White Marsella Waistcoats	36/	9		
6	Altering A pair white Pantaloon	"	4		
8	A Windsor Uniform Under Coat, Scarlets				
9	Cuffs & Collar, Uniform Buttons, body & Shirts and silk	7	10		
"	Cleaning A pair Breeches	"	2	6	
"	Altering 2 Coats	"	5		
12	A pair Green Cloth Hunting Coat, velvet Collar, G.P. & Crown Buttons, silk Shirts & body lining	7	7		
13	Altering A Uniform Frock	"	5		
"	do A do	"	16		
"	Cleaning 6 White Marsella Waistcoats	"	6		
		Amount Car: over	156	9	6

1807		Amount brot over	156	9	6
June 15	Cleaning A pair Pantaloon	"	2	6	
17	do White Marsella Waistcoats	"	6		
19	Repairing A pair Pantaloon	"	3		
22	do A pair do	"	3		
24	Grafting Silk Bace to a pair do	"	7	6	
25	Altering 2 White Dressing Gowns	"	6		
27	Cleaning & Altering A pair White Pantaloon	"	10		
"	Repairing A pair Silk Pantaloon	"	5		
30	Cleaning A pair White Pantaloon	"	6		
July 2	do A pair do	"	6		
3	New buttoning 2 Men's Waistcoats with plated buttons	"	6		
"	Repairing A pair Mixed Stocking Pantaloon	"	3		
"	do 2 pair Silk do do	"	10		
			160	3	6

Le

March 1807.

Davidson & Co.

Taylor

Quarter ending 31 July 1800-31

160 3 6

His Royal High^{ness} Prince of Wales

Bou. of Caterers,

per
£

1807			
April 29.	Cock: 2 Hats, - - - - -		4.-
May 9.	Super regulation Cavalry Hat & solid scale } Loops, - - - - - } Duty 3/4		5. 5.-
	Cock: an rich Cavalry Band, solid Loops & Button, - - - - -		2. 3.-
14.	Super Beaver round Hat, silk lining &c Duty 3/4		2. 2.-
28.	A rich real Russia Sable Cap scarlet Bag } quilted silk lining, - - - - - }		10. 10.-
	A very rich gold Royal Cord Line with extreme } handsome work: Tassels, - - - - - }		5. 10.-
	Cutt: an Hussar Cap, Pans, length: 3 silver Hoop chain } doub: the length, gold Hoop & silver Loops, - - - - - }		4. 19. 6
	A crimson & gold 10 th Cap Line, - - - - -		5. 5.-
	An oil silk Cover with Fall, - - - - -		10. 6
June 4.	Cock: an Hat, - - - - -		3.-
9.	Super Beaver round Hat, &c - - - - - Duty 3/4		2. 2.-
13.	A scarlet Ostrich Bottom to an Heron Leather, - - - - -		5.-
20.	Length: a very rich Russia Sable Cap 2 1/2 deeper } of Fur, - - - - - }		2. 12. 6
	Length: Sable Regim: Cap 2 1/2 & new scarlet Bag, - - - - -		2. 6.-
July 2.	An extreme rich Russia Sable Cap scarlet Bag } & quilt: silk lining, - - - - - }		25. -.-
	A very rich gold Royal Cord Line with work'd } Tassels, - - - - - }		6. -.-
5.	Add: 2 of very rich Sable to enlarge a Cap silk } lining, new skull & Velvet, - - - - - }		1. 10.-

£ 1417. 6

1303





Wm. 4
His Royal Highness Prince of Wales

Per 1011. 17. 6

Patens, ... Matters.

March 1807

J. Carter & Co.

Matters

quarter ending 5. July

of 1807

£874. 17. 6

07. 16. 6

His Royal Highness Prince of Wales

To. John. Meyer Esq. S. P. D.

1007

Janry 13 th	Preparring a Generals full drop pattern Sacket		
	Drawing, lacing & Cloth for do	£ 5. 9. 6	
	64 th broad Gold lace at 24 th to 4 th narrow at 10. 11. 12. 16. 5. 6		
	Preparring a Generals full drop pattern pelop		
	Drawing, lacing & Cloth for do	£ 5. 9. 6	
	64 th broad Gold lace & 64 th narrow	10. 11. 12. 16. 5. 6	
16 th	Preparring a Regt. Pelop, laced lining for do	6. 4. 1/2	+
	Pair of extra very rich necklines & Tapes	0. 10. -	}
	Extra rich Persian fur trimming	7. 17. 6	
March 10 th	Making a full drop Generals Hussar Dolman		
	Very richly ornamented with Gold, cloth lining &c	14. 9. -	}
	19 th Gold chain 1/2 rich broad Gold lace 1/2 of narrow, 14 small braid, 15 fig. 30 rich Gold Tapes, 35.	1. 10 1/2	
	A rich Garter Star	1. 12. 6	1. 12. 6
	Adding rich bullions to the Tapes	3. 5. 9	3. 5. 9
	Making a full drop Generals Hussar Pelop,		
	richly ornamented, with Gold, Cloth, lining &c	11. 3	}
	19 th rich gold chain 74 th broad lace, 64 th narrow		
	604 th fig. 134 waistcoat braid 36 rich Gold Tapes	34. 11. 1/2	
	Extra rich black beaver trimming	5. 9	54. 0 1/2
	Pair of extra very rich Gold necklines	10. 10 -	10. 10 -
	A large rich Garter Star	1. 15. -	1. 15. -
	Adding rich Gold bullions to Tapes	3. 5. 9	3. 5. 9
May 11 th	Altering a Regt. Sacket, made lap in the body	3. 12. -	3. 12. -
	Altering a Regt. Pelop made lap in the body	2. 10. -	2. 10. -
	Altering a pair of Regt. drop pant, made lap	2. 5. -	2. 5. -
	Carry		£ 191. 1. 7 1/2

1007

L. S. D
191-1-7 1/2


Brought forward

May 30 th	Altering a Regt. Sacket & lace furnished	2. 2. 9	2. 2. 9
June 11 th	Making a Generals Underp. Hussar Dolman Ornamented with Gold, Cloth, lining &c	13. 11. 1/2	45. 12. 1/2
	19 ^{ths} rich Gold Royal cord 1/2 broad lace 1/2 narrow		
	38 Gold Tussels 13 ^{ths} waist braid & 40 ^{ths} of figuring	32. 1. -	
	A Rich Garter Star for D ^o	1. 12. 6	1. 12. 6
	Making a Superior Blue Cloth, Generals Underp. Hussar Dolman, Ornamented with Gold, Cloth lining &c	14. 13. 9	46. 11. 6
	16 ^{ths} rich Gold Royal Cord 7/8 broad lace 1/2 narrow		
	35 ^{ths} figuring 3/4 Gold Tussels 13 ^{ths} waistcoat braid	31. 17. 9	
	Extra rich Persian Fur trimming	7. 17. 6	7. 17. 6
	Pair of extra rich Gold Necklines	9. 10. -	9. 10. -
	A Rich Garter Star	1. 15. -	1. 15. -
29 th	Making a Sup ^r blue Regimental Sacket, Cloth lining, buttons &c	11. 9. -	32. 2. 3
	33 ^{ths} extra rich Silver Royal Cord 25 ^{ths} Silver braid 55 ^{ths} Silver figuring braid	20. 13. 3	
	A Rich Garter Star for D ^o	1. 12. 6	
July 2 ^d	Altering a Regimental Silk dress waistcoat	12. 11. -	12. 6. -
3 ^d	Altering 3 ^d waistcoats	1. 4. -	1. 4. -
	Cleaning the lace of a pair dress pet. & new straps	15. -	15. -
4 th	Altering a dress Hussar Dolman	2. 0. -	2. 0. -
X 5 th	Altering D ^o	1. 6. -	1. 6. -
9 th	Making new Cuff & Collars to a Regimental Sacket, Cloth & lace for D ^o	2. 11. 6	2. 11. 6
10 th	Put new silk collar lining to a scarlet Sacket	4. 6. -	4. 6. -
	Altering a blue Regimental Sacket	15. -	15. -
	New buttoning a Regt. dress waist ^{co} & Dog's & Spangled butt	4. 17. 10	4. 17. 10
	Credit by Generals lace returned at reduced Price		10. 11. -
		£ 344. 3. -	

355
10
344

8
4
2

1/2



355.
10. 16
344 4

March 1807.

Sohn Meyer & Co. Tailors

quarter ending 5th July £344:4:0

Francis

£344:1

His Royal Highness

The Prince of Wales

To John Weston Old Bond Street

1807

May 6	A fine blue coat hind silk & gilt buttons	6	9	"			
	Adv ^o on Wages de	"	7	6			
	altz a blue frock	"	6	6	7	3	5
7	A fancy Mars ^a quilted Waistcoat	1	16	"			
	Adv ^o on Wages de	"	2	"			
	23 --- D ^o as above	43	14	"	45	12	"
13	altz a blue frock	"	10	6			
	A fine green Misch frock hind silk	6	16	6			
	altz a blue frock	"	5	"			
	altz a Misch D ^o	"	8	"			
18	altz another blue frock	"	4	6	8	4	6
	D ^o a green Misch D ^o in body & sleeves	"	10	6			
	altz a blue D ^o by taking in the sides	"	"	"			
	shortz the sleeves lettz out de	"	12	"			
19	altz another D ^o	"	6	"			
	altz 3 Mars ^a quilted Waistcoats	"	7	"	1	15	6
22	altz 2 blue frocks, by lettz out	"	"	"			
	the back & side seams raisz the sleeves de	"	13	"			
	altz a green Misch D ^o as above	"	"	"			
	& shortenz the waist	"	10	6			
25	A fine brown Misch frock hind silk	6	16	6	8	"	"
	altz 2 Mars ^a Waistcoats, the collars	"	"	"			
	taken off & lengthen'd de	"	6	"	"	6	"

Can^o over

71 1 0

1807		Brought forward			71	1	5
May 28	altg a blue frock takg in the body & sleeves, & lettg out shoulders, &	"	"	"			
	altg another, makg new sleeves, & new back skirts &	"	8	6			
	Furnishg cloth for D ^o	"	12	-			
	altg a green Mich frock	"	7	6			
30	D ^o a grey Mich D ^o	"	5	-			
June 1	A fine brown frock lined silk	"	5	-	1	18	"
	altg a blue D ^o	"	6	16	6		
8	altg another takg in the shoulders & new cloth collar	"	"	"			
	Furnishg cloth for D ^o	"	14	-			
	altg another as above & new butt ^o	"	5	-			
	Furnishg silk serge & gilt buttons	"	14	6			
	cloth for collar	"	12	-			
10	Rep ^g & new butt ^g a black coat	"	5	-	9	12	"
	D ^o another	"	5	-			
	Furnishg silk sarson D ^o	"	4	-			
	altg 4 fancy Mas ^o Waistcoats	"	13	6	1	7	6
24	altg a blue frock collar taken off & made higher in the neck	"	"	"			
	the sleeves taken out & made larger in the eye &	"	"	"			
	altg another as above	"	14	-			
		"	14	-	1	8	-
L					85.6-6		

5

"

"

6

"

6

Wardrobe 1807

John Weston

Taylor

quarter Ending 5 July 1807. l. s.

Blank

85 5 6

His Royal High: Prince of Wales

Privy Coun: Acc: Hou: of Cater:.

1806

25 D

Mar. 19	A silver Star	1/10
	Arch Cavalry Band	1. 11. 6
May 14	Corr: of a Cap. to be alter'd.	1. 10
July 18	Alter: a Cap to new Regiment: Pattern, add: Beaver Tail, gold Tissue Broad silver Lace, gold hose silver Feathers, black hose, small Tassel rich crims gold Chain & Tassels	0. 14. -
Octo: 18	Alter: a Cap & Pad	1. 6

Cornel: Duperre

1807

July 17	Arch Bear skin Grenadier Officers Cap, gilt Plate silver things brass gold plated Chain, rich bullion Tassels & embroid. Grenade White hackle Leather & pasteboard Box	7. 7. -
---------	---	---------

Aug 19	Deal Box for cook: Hat. - Col: Bloomfield.	5. -
		<u>£ 10. 17. 10</u>

Procy. Anon. 1007

G. Catbr. 740/11

To Mr. Deft. ✓ £10 17 10

Shank £ 10 17 10

His Royal Highness the Prince of Wales

To Meyer & Meagoe

L. S. D

1807		L. S. D
July 13	Cloth preparing & making up a blue Regimental Pelisse richly ornamented with silver, 3 1/2 doz. of crimson plush at 14/4 ^d . crimson silk sleeve lining, 21 large buttons at 6/6 p ^r . doz. ^m , 24 small at 4/6 & materials	12.. 19 6 1/2
	4 y ^d . extra rich check & tissue silver lace at 24/4 ^d . 3 y ^d . smaller d ^o at 16/4 ^d . 25 y ^d . rich silver cord at 6/4 ^d . 14 y ^d of waistcoat braid at 2/3 & 20 y ^d . figuring d ^o at 1/9 1/4 ^d .	18 19 3
	Taking off the lace & making 1 1/2 y ^d of rich silver broken bias, scollop & mounting loop, for pattern not approved	2 3 3
	7 y ^d . of extra rich silver broken bias at 25/4 ^d . 60 y ^d of rich silver figuring braid at 1/9 1/4 ^d .	14
	Putting on the lace, adding fur to that taken from the other Pelisse, making up & materials	7.. 6..
	A rich dressed Star to do	1.. 15..
15	Altering a Regimental Jacket	18..
	D ^o a scarlet Hussar General's Jacket	12.. 6
	A fine white D ^o D ^o dress waistcoat richly laced with gold & materials	6 4
	3 y ^d . extra rich broad Hussar General's Lace a 28/4 ^d . 3 1/2 doz. Royal gold cord at 4/10 1/4 ^d . 14 y ^d . figuring at 1/9 1/4 ^d . 8 1/2 doz. General's buttons at 4/6 doz. ^m	14.. 19..
18	Taking off the lace & scouring a pair of white pantaloons 10/6. Relacing d ^o £2.. 12.. = 9 y ^d . of figuring braid at 1/9 1/4 ^d . broad braid at 3/6 1/4 ^d . & silk serge for facing	4 6 3
21	Altering a pair of Pantaloons & new straps	3 6
23	D ^o a Regimental Jacket, made shorter & tighter, & lace in front put closer	2.. 16..
	D ^o a scarlet general Hussar's Jacket 18/ 3/4 y ^d . of broad lace at 28/4 ^d & 3/8 of narrow d ^o at 16/4 ^d	2 5
24	Putting on common fur to a dress Pelisse £2.8.. a pt of silver neck lines, with bullion tassels, 100. £3.6	5.. 14
27	Altering 4 Regimental Waistcoats	2 10
	Carried over	L. 97.. 11.. 3 1/2

1807.

£ S D 29

	Brought forward	97	11	3 1/2
July 31.	A superfine scarlet undress General's Hussar Jacket, richly laced with gold £8.15. 6 1/2 y ^d of silk serge a 7/4 ^d . 19 large buttons at 6/6 doz ⁿ . 38 small at 1/6 Marocco leather & materials £1.6.	13.	11.	1/2
	6 1/4 y ^d extra rich broad lace at 28/4 ^d . — 6 5/8 y ^d narrower at 16/4 ^d — 19 1/2 extra royal Cord at 8/4 ^d — 13 y ^d waistcoat braid at 2/6 y ^d . — 10 y ^d of figuring at 1/9 p ^g —	26	19	6
	38 rich gold Tassels. — — — — — at 2/9 each	5.	4	4
	A rich garter & Star for d ^o .	1	15	
Aug. 1	A pair of patent white Cotton Stocking Hussar, General's Pantaloon, ornamented with gold —	4	12	6
	7 y ^d extra rich gold breast braid at 4/6 y ^d . — 14 1/2 y ^d of Waistcoat braid at 3/4 ^d .	3	15	
	A fine white Marcella General's Hussar Waistcoat trimmed with gold royal Cord.	4	2	
	36 y ^d rich royal Cord at 4/10 y ^d . — 9 doz ⁿ buttons at 1/6	10	14	6
	A pair of patent white Cotton Stocking Hussar's General full-dress Pantaloon, richly ornamented with gold, silk lining &c for d ^o .	8	15	6
	5 3/8 y ^d extra rich broad lace at 28/4 ^d . — 10 y ^d gold waistcoat braid at 3/4 ^d . — 70 y ^d of figuring at 1/9	15	13	6
	A pair of patent white Cotton Stocking Pantaloon ornamented with gold —	4	12	6
	7 y ^d extra rich gold breast braid at 4/6 y ^d . — 14 1/2 y ^d of waistcoat braid at 3/4 ^d .	3	15	
3	A pair of d ^o d ^o plain with silk facings & materials comp.	4	6	
5	New buttons to a scarlet General's Jacket 15/ adding 2 more loops — 2 y ^d of gold Cord at 8/ — 14 waistc. braid 2/6 19 buttons at 6/6 doz ⁿ . — 38 small at 1/6 silk serge &c —	3	—	1/2
	New buttons to a Pelise	1	10	9
6	A blue Regimental dress Jacket richly ornamented with silver £9.12.6 — 6 1/2 y ^d silk serge for lining at 7/4 ^d buttons, Marocco leather, pockets & materials,	15	7	1 1/2
	Carried over —	£ 225.	5.	9

3 1/2	1807	Brought forward	225	5	9
Aug. 6	6 1/2 yds ^d extra broken bias lace at 25/-	5 3/8 yds ^d Small D ^o at 16/-			
	25 yds ^d rich silver Royal Cord at 6/9 yds ^d	65 yds ^d figuring at 1/9			
	12 yds ^d of silver waistcoat braid at 2/3	1 yds ^d breast braid 3/6	28	5	6
- 1/2	Rich garter Star for D ^o		1	15	
	A pair of patent Stocking Pantaloon, complete		4	6	
14	A fine white Regimental Waistcoat laced with white cord		3	15	
6	A D ^o D ^o		3	15	
6	A white fine Marcella Waistcoat laced with gold cord		4	2	
	36 yds ^d rich gold Royal Cord at 4/10 yds ^d	9 doz ⁿ buttons at 4/6	10	14	6
	Adding a second row of lace to a blue dress Pelisse	£ 2 6			
6	4 yds ^d extra rich silver lace at 16/14		4	6	6
19	Shortening a Scarlet Jacket & lengthening the collar		1	18	
	D ^o - a blue D ^o & D ^o		1	18	
	A Regimental Pattern Waistcoat with silver cord		6	2	9
			<u>£ 296.4-</u>		

6
6
6
6
1/2
9
1/2
9

Handwritten 1807

Meyer Geo

Sayles

quarter ending on Oct: 1806. L: 0.

Handwritten

Handwritten

His Royal Highness the Prince of Wales

To Davidson Dunnell Esq

1807

12 Cork Street

July 16	Altering 2 White Waistcoats	"	8	"
"	Repairing 1 Pair Silk Stocking Pantaloon	"	3	"
17	Do Sewing 1 Pair Garters	"	2	"
"	Altering 1 Windsor Uniform Coat	"	12	"
"	Do 1 Blue Coat	"	12	"
"	Do 1 Mixture Coat	"	12	"
"	Repairing 1 Blue Coat	"	3	"
18	Altering 1 Do	"	6	"
"	Do 1 White Satin Embroidered Robe	"	7	"
"	Do 1 Pair Blue Pantaloon	"	3	"
"	Repairing 1 Pair Blue Stocking Do	"	2	6
20	Altering 1 Blue Coat	"	6	"
"	Do Putting new Collar to Blue Coat	"	10	6
24	4 fine white Marsella Under Waistcoats, with fine linen linings, Plated buttons & faced backs	58/11	4	"
"	1 fine white Marsella Waistcoat	1	16	"
"	Altering 1 in Olive Coat	"	2	6
"	Do 1 Pair Pantaloon	"	3	"
25	Do 1 Pair Do	"	12	"
"	New lining fall down of Pair Pantaloon	"	3	"
"	Cleaning 4 White Marsella Waistcoats	"	4	"
"	Do 1 Pair White Stocking Pantaloon	"	6	"
27	Altering 1 Pair Do Do	"	4	"
"	Do 1 White Marsella Waistcoat	"	3	"
"	Do 1 Blue Coat	"	4	"
29	Do 1 Pair Pantaloon	"	3	"
"	Do 1 Pair Nankin Breeches	"	5	"
"	1 fine Mixture Cloth lappelled coat, body & sleeves lined with silk	"	6	8

Amount Car'd over

£ 268 6

1807	Amount bro ^d over	26	8	6
July 29	2 Pair Black Silk Stocking Pantaloon, Silk Pockets, Capimau Stays & own legs	98	16	—
"	Grafting 2 pair Silk Hose to Pantaloon	"	15	—
30	Altering 3 pair Trowsers	"	16	—
"	Do 1 pair Drab Stocking Pantaloon	"	6	—
"	Do 3 Coats	1	16	—
"	Do 1 pair Stocking Breeches	"	6	—
31	Do 1 pair Do Do	"	3	—
August 1	Do 4 pair Breeches	"	10	—
"	Interlining 5 pair Pantaloon	"	10	—
"	Altering 1 pair Nankin Do	"	2	6
"	Do 1 Interlining 5 pair Pantaloon	"	12	6
4	Do Do 1 pair Nankin Do	"	3	—
"	Do Do 1 pair Cotton Stocking Do	"	7	—
"	Do Do 3 pair Breeches	"	10	—
"	Do Do 3 pair Trowsers	"	10	—
"	Do Do 1 pair Pantaloon	"	3	—
"	New Buttoning 1 Mith Coat	"	6	—
"	Do 1 Do with Gill Buttons	"	10	6
"	Altering 1 Pair Stocking Pantaloon	"	9	—
11	Do 1 Pair Do Do	"	7	—
21	For Edwards			
	1 Scarlet & Blue Racing Jacket			
	trind with Gold Braid & Gold basket buttons	6	15	—
	Box, Bookings	"	2	6
28	2 pair Black Silk Stocking Pantaloon, Silk Pockets, Capimau Stays & own legs	9	16	—
"	2 pair Nankin Pantaloon with Gate fastings	6	"	—
"	Grafting Silk Hose to 1 pair Pantaloon	"	7	6
29	Do Do 1 pair Do	"	7	6
"	Altering 3 pair Nankin Pantaloon	"	9	—
		69	4	6

Wardrobe 1807

Davidson & Co.

Taylor

quarter ending 10/10/07 £109 = 1. 6

J. Ward

— 1.

69. 3. 6

[Faint, illegible handwriting, likely bleed-through from the reverse side of the page]

His Royal Highness The Prince of Wales

London

1807

29463



To John Weston, Tailor

To their Royal Highnesses

The Prince of Wales, Dukes of Sussex, Cambridge & Gloucester.

Nº 37, OLD BOND STREET.

July	8	A printed Lilac Mars ^o quilted Waistcoat	1	18	"			
	16	A Nankeen striped Co ^o Do	1	18	"			
		A brown Do Do	1	18	"	5	14	
	19	A fancy Lilac Do Do	1	18	"			
		A brown striped Do Do	1	18	"			
	25	Two Nank ^o striped Do dble breasted	3	16	"			
		A fancy Lilac Do Do	1	18	"	9	10	
	29	Twelve fine white Mars ^o Do single breasted	22	16	"			
		altg 2 fancy quilted Waistcoats	"	4	"			
		altg 2 Do & furnishg new backs	"	9	"			
		altg 2 Do as above	"	9	"			
		A fine mixt Frock w th Cov ^o buck ^o hind fith	6	16	6	30	14	6
	31	cleaning 10 fancy Mars ^o Waistcoats	"	10	"			
Aug	4	A forbeau Frock w th gilt basket buttons	6	16	6			
		A grey mixt Do hind fith & Cov ^o buck ^o	6	16	6			
		cleaning 5 Mars ^o Waistcoats	"	5	"			
		Packing Case	"	3	6	14	11	6
	13	A fine blue Frock gilt buttons	6	16	6			
	15	altg a Do by taking to pieces & remake	"	14	6			
		furnishg gilt buttons	"	10	6			
		3/4 yd blue cloth	1	5	"	9	6	6
		altg a new Collar to a mixt coat raising	"	"	"			
		the Lapells, & taking in down the sides	"	14	"			
		furnishg cloth for new Collar &c	"	5	"			
		altg a brown Frock, new Lapells raisg them	"	"	"			
		make them shorter, & the Collar altg to become	"	"	"			
		round in front &c	"	16	"	1	15	"
		hand over	"	"	"	71	11	6

1807

Brought over

71 11 6

Augth 15 A fine blue Frock lap^d & gilt buttons -

6 16 6

A green D^o gilt buttons -

6 16 6

26 Two fine black D^o hind silk & hood buttons -

13 13 -

27 6 "

altg & new Lapels to a grey Coat rais'd -

" " "

in the Collar, taking in the sides & -

" 15 -

altg a blue Coat, as above -

" 15 -

altg a green D^o -

" 15 -

2 5 "

Sept^r 7 A fine blue Frock, as before -

6 16 6

Six fine white Mars^{ts} Waistcoats fluted

11 8 "

altg 2 D^o letting out the sides & new Collars

" 7 6

altg 2 D^o as above -

" 7 6

18 19 6

L

120-2-0

6

[Faint, illegible handwriting]

[Faint, illegible handwriting, likely bleed-through from the reverse side of the page.]

Wardrobe 1007

John Mason

Saylor

quarter ending 1007: £ 120 2 0

of which

£ 100

His Royal Highness Prince of Wales

1807

Bo^{ts} of Vincent & Son

August 1.	2 Pair of Steel Hussar Spurs Ridge Sides	} 2.. 2.. 0
	1 Pair of Metal Hussar Spurs made & soldered	} 1.. 11.. 6
Sept ^r 29	3 Pair of Handsome brought Sides Chased gilt Hussar Spurs	} 14.. 3.. 6
	3 Pair of Silver chased Hussar Spurs Raised Work &c	} 12.. 0.. 0

£ 29.. 17.. 0

[Faint, illegible handwriting, likely bleed-through from the reverse side of the page.]

March 1807

Mr. Vincent Spurraker

Quarter Ending 10. Oct. 1798

£ 29. 17. 0

~~29. 16. 4~~

His Royal Highness
The Prince of Wales

Dr J^r W^m G^r Bicknell
£ s d

1807

Sept 7 6 pair super white silk hose with
rich faced cloths ————— 42/ } 12. 12. —

3 pair super plain black silk hose 28/ } 4. 4. —

9 6 pair super white silk hose with
rich faced cloths ————— 42/ } 12. 12. —

21. 12 pair — do — do — do 42/ } 25. 4. —

25 4 pair outsize plain black silk
hose ————— 28/ } 5. 12. —

30. 12 pair mens super white silk hose
with rich faced cloths ————— 42/ } 25. 4. —

By 1 pair plain black silk hose returned £ 05. 8. 11. —
— 1. 0. —

£ 84. 11. 11. —

Maritake 1897.

Mrs G. Michiell 71 orient

Quarter Ending 10. Oct. £24 = 0 : 0

Hand

~~02 1/2~~ -

His Royal Highness Prince of Wales

Dr To Daniel Brodrick

1807 ^{Aug} 27

	To altering a pair of stocking pantaloons	£ 5 9
D ^o	To altering a pair of dark drab casimere breeches	0. 5. 6
D ^o	To altering a pair of stocking pantaloons	0. 5. 6
	To altering a pair of casimere breeches	0. 5. 6
	To largely altering a pair of casimere breeches	+
	and finding ribbon strings	0. 7. 6
	To altering a pair of casimere breeches	0. 4. 6
	To altering a dark mixture coat	0. 7. 6
D ^o 10	To altering a pair of pantaloons	0. 6. 6
	To altering a pair of breeches	+
D ^o 12	To altering a pair of stocking pantaloons	0. 4. 6
	To altering a pair of stocking pantaloons	0. 6. 6
	To altering a pair of nankeen breeches	+
	To altering a pair of stocking breeches	0. 4. 6
	To altering a pair of stocking breeches	0. 5. 6
	To largely altering a pair of stocking pantaloons	0. 6. 6
D ^o 13	To altering a pair of nankeen pantaloons	0. 6. 6
	To altering a brown coat	0. 7. 6
D ^o 14	To altering a pair of stocking breeches	0. 6. 6
	To shortening the waist and taking in the sleeves	+
	of a dark mixture coat	0. 10. 6
	To largely altering a pair of stocking pantaloons	0. 6. 6
	To largely altering a pair of nankeen pantaloons	0. 5. 6
	To altering a pair of casimere breeches	0. 6. 6

Carried Over

6. 5.

6. 5 -
L 11 0

Aug 15	To altering a pair of nankeen pantaloons	-- 0. 6. 6
	To altering a pair of stocking pantaloons	-- 0. 5. 6
	To altering a mixture coat in the waist & sleeves	0. 7. 6
	To altering a pair of nankeen coloured stocking breeches	-- 0. 6. 6
Oct 20	To altering a brown coat	-- 0. 7. 6

29466A

I Received the 30th August 1807 of His Royal Highness the Prince of Wales by payment of M^r. R. H. C. the sum of Eight Pounds Seventeen Shillings & six pence the amount of the annexed Bill to 30 October 1807

L 8. 17. 6 Of Friedrich

Henry John Wardrobe 1808

David Friedrichs - - - Taylor

For Summ 1807 . . . L 8. 17. 6

✓✓✓✓✓✓✓✓✓✓✓✓✓✓✓✓

✓✓✓✓✓✓✓✓✓✓✓✓✓✓✓✓

✓✓✓✓✓✓✓✓✓✓✓✓✓✓✓✓

Friedrichs

125 6. 5 -
L. C.

Aug 15 To altering a pair of nankeen pantaloons -- 0. 6. 6
 To altering a pair of stocking pantaloons -- 0. 5. 6
 To altering a mixture coat in the waist & sleeves 0. 7. 6
 To altering a pair of nankeen coloured stocking
 breeches - - - - - 0. 6. 6
 Oct 20 To altering a brown coat - - - - - 0. 7. 6
 D^o 30 To altering a mixture coat - - - - - 0. 7. 6
 To altering a pair of pantaloons - - - - - 0. 4. 6
 To altering a great coat - - - - - 0. 3. 6
 To fine drawing the hips of a brown coat - 0. 3. 6

£ 0. 17. 6
 L. C.


[Faint, mostly illegible handwritten text on a separate piece of paper, possibly a receipt or list of items.]

Paid to the
 Messrs. [illegible]
 1817
 L. S. 17. 6
 [illegible]
 [illegible]
 [illegible]

His Royal High Prince of Wales,
Privy Purse Acc. Recd of Caterers

1807

Oct. 30.	A silver grey Hussar Cap, scarlet Tail,	4. 4. -
	A Coach Tail Leather	1. 11. 6
	A gold Ring & tin Case	10. 6
	A super Yeoman Beaver Hussar Cap, sunk top patent Plate, silver band round the top, silver Crescent in front, plated Lions Heads & Hoops, plated chain silver Lace & gold lace	5. 5. -
	An oil silk Cover, of all	10. 6
	A cutt Goose Feather	7. -
	A rich crimson & gold Chain of Tassels	5. 5. -
	Deal Box M ^r . Stewart	3. -
Nov. 11.	5. super Russia Sable Caps, rich scarlet embroid. Bags, Bullion, Tassels, 15 piece Plumie scarlet bott. Extremes rich gold Royal Cord Lines, flounder bullions, work. fancy Tassels & Boxes	85. 10. -
		£ 103. 6. 6



6. 20
10. 10. 10

CURTIS & JOHNS
1802

Wm. P. James of Wake
D. P. James Acc. No. 6. 6
Cater. Walters.

Prince Marie 1807
F. Cater - H after
Gr. Ending 5. Jan. 1808 L 103.6.6

H R H the Prince of Wales

London, W.C. Charing Cross.

29468



Bo. of John Prosser, (late Cullum)
SWORD-CUTLER and BELT-MAKER,
to the KING, &c.

Date	Description	Amount
Jan 2	11 Plated numbers	5.6
23	New back to a Staff Sword	3.6
Feb 26	2 Red morocco embroidered belts gold lion head ornament	9.9
28	New shape to a Staff Sword	6.
	2 Large Cord Knives	7.7
	Altering a gold lined belt, new steel back to plate	7.6
	April 24 Cleaning a belt	1.
June 29	Gilt belt, cutting off the law, new paper on grips of a Russian mounted Sabre	3.10.
	Bag	2.
	2 Large Cord Knives	7.7
	1 Gold Mantle Knit	1.1
	1 Crozier & gold D	18.
	1 D D D	1.1.
	1 D D D with 2 knobs	1.11.6
July 8	New blank grips to two Russian Swords gold sword new steel, paper on the grips do	2.12.6
	Bag	2.
	Polishing & grinding your own blade & mounting it with gilt belt & silver Plume on hangers, steel scabbard	4.2
	An extra metal scabbard for D	1.11.6
	An ornamented metal gilt scabbard for D	6.
	3 Bags	6.
Aug 8	A gold cord belt with both shapes gilt sword	8.8.
	A D D without both shapes	5.5.
	A D embroidered red morocco belt with both shapes	9.19.6
Sept 9	A gilt Sabre	18.18.
	A Mantle Knit	1.1.
	Bag	2.
	Carried over	91.17.6

[Faint, mirrored handwriting, likely bleed-through from the reverse side of the page]

1802 [9. 1807]

Brought over

95. 17. 6

27	Mounting your Damascus blade with black fish skin scabbard & elegant gold belt and gripes & gold buckles with scrol ornaments	306. -- --
27	Polishing & grinding 27 of your new blades & mounting them with new gilt hilts, with silver pommel on Longets & steel scabbards	82 1/2 } 150. 14.
27	Metal scabbards for D	3/8 } 42. 10. 6
27	Long Bags	2/4 } 2. 14
27	Shank D for scabbards	1/8 } 2. -- 6

555. 16. 6

[Handwritten signature and date]
J. G. G. 1807
7555. 16. 6.

London

89 Pall Mall

His Royal Highness -
The Prince of Wales

Dr
To Harding & Howell

1807

November 9 th	An Elegant Blue Fox Muff	16/6	}	16. 10. -
	do - Tippet to correspond	8. 18. 6		
20 th	Blue Fox Muff & Tippet	15. 15. -		
	Sable - Cap	2. 2. -		
				<u>£ 43. 11. 6</u>

n

RECEIVED

I Received the 8th May 1809 of
His Royal Highness the Prince of Wales by the hands of Mr. N. H. Payne
the sum of Forty three Pounds Eleven Shillings Six pence the
amount of the annexed Bill.

Harding & Howell

£ 43. 11. 6.

29469A

29469

London

89 Pall Mall

His Royal Highness-

The Prince of Wales

Dr

To Harding & Howell

1807

November 9 th	An Elegant Blue Fox		
	Muff	16/6	16. 10.
	do - Tippet to correspond		8. 18. 6
20 th	Blue Fox Muff & Tippet		15. 15.
	Sable - Caps		2. 2.
			<hr/> 113. 11. 6

v

Harding

[Faint, illegible handwriting in a cursive script, likely from the 17th or 18th century, covering the upper portion of the page.]



STAINES

1803

Henry Purcell

Hendings & Co.

Paris

Dr. Binding & print 1808.

Ms. A. 3. 11. 6

His Royal Highness The Prince of Wales


To Davidson Dunnell & Co

12 Cork Street

1807

October	Grafting Hose to a pair Pantaloon	own Hose	"	7	6
14	Repairing a Green Coat		"	5	"
	A Windsor Uniform Frock Coat as before		"	10	"
	A Pair Mixt Worsted Stocking Pantaloon,		}	3	9
	Capinus Stays, Silk facing & Pockets				
	A Pair do do with Garter feet		"	3	15
	Grafting Hose to a pair Pantaloon	own Hose	"	7	6
16	Altering a Windsor Uniform		"	4	"
	do & putting new Collar to Blue Coat		"	12	"
	Repairing a pair Pantaloon		"	3	"
17	Grafting Hose to a pair do	own Hose	"	7	6
19	Altering a pair Silk Stocking do		"	7	"
Nov 2	New Buttoning a Blue Coat with best gilt Buttons		"	10	6
6	Altering & Repairing a Pair Stocking Bunches		"	3	6
13	Cleaning a pair White Stocking do		"	3	"
23	Altering & Repairing 2 Blue Coats with faced		"	4	"
	Grafting Hose to a pair Pantaloon	own Hose	"	7	6
	Repairing & New Buttoning a Brown Coat, gilt Buttons		"	11	"
	Altering & Repairing a pair Drab Pantaloon		"	7	6
	do & do a pair do		"	6	"
25	do & do a pair Blue do		"	2	6
26	2 Pair White Cotton Stocking Bunches, Silk Pockets		}	5	10
	Capinus Stays do	55/			
	Altering 2 pair Brown Stocking Pantaloon		"	7	"
	Repairing a pair do do		"	6	"
28	Altering a pair Capinus do		"	12	"
Dec 1	do a pair do do		"	3	"
4	A pair Drab Capinus Pantaloon with Garter feet, silk Pockets & facing, Stays do		}	3	15
	A pair Mixt do do				
	A pair Blue do do		"	3	18
	Am't. carry over		"	39	12

1807	Amount brought over	39	12	-
Dec 5	Altering a Pair Blue Pauchalooos. New law found	"	4	-
12	New Buttoning a Brown Coat with Gilt buttons	"	10	6
15	Altering a Pair Blue Capimur Pauchalooos	"	5	-
	Le.	40	11	6



Dr. Ending 5. Jan. 1808. £40 11 6

Davidson & Co. Taylors

Mar. do. Oct. 1807

His Royal Highness the Prince of Wales

To. Meyer D. Meagoe L. S. D

1807

Nov. 5	Making & Casemere of a superfine scarlet, General of Napier's uniform waistcoat, lined with gold	4. 14. 11	
	3 1/2 yds of extra rich broad gold lace at 20/-	£ 4. 4. -	
	3 1/2 yds of narrow do at 16/-	2. 0. -	
	21 yds of rich gold royal cord at 7/6	7. 17. 6	15. 7. 6
	Materials for do		14. 19. 6
			" 18. -
Dec. 30	Making a superfine blue Opera Polyp, trimmed with blue royal cord &c	£ 4. 14. -	
	3 1/2 yds of sup. extra blue cloth at 31/6	5. 10. 3	
	9 1/2 yds of silk serge for lining at 7/6	3. 7. 6	
	French wadding &c	1. 10. -	15. 1. 9
	33 yds of blue royal cord at 2/6	4. 2. 6	
	10 yds of Figuring braid at 1/2	" 11. 0	
	144 Buttons for do	2. 4. -	6. 18. 2
	Rich Sabel fur for Cape cuffs & trimming		8. 19. -
			<u>51. 18. 11</u>
			51. " 11

Wardrobe 1007.

Meyer & Co. Taylors

Dr Ending 5. year 1808. £ 51 = 10 = 11

51. 0. 11

His Royal Highness The Prince of Wales

London

1807

29472



To John Weston, Tailor

To their Royal Highnesses

The Prince of Wales, Dukes of Sussex, Cambridge & Gloucester.

Nº 37, OLD BOND STREET.

October 14	A fine blue cloth undress Windsor Unif. Coat with scarlet cuffs & collar, & Regiment buttons	"	"	"	7	17	6			
	Six fine white Mars ^a quilted Waistcoats	11	8	"				19	5	6
17	A fine brown frock lap ^d lined w th silk	6	16	6						
	Two buff cassimere Waistcoats single breasted	3	16	"						
22	A fine dk brown frock w th cov ^d buttons	6	16	6				17	9	"
	altg 2 white Mars ^a Waistcoats, by lettg out the backs, lowerg the collars &c	"	"	"						
		"	6	"						
28	altg 2 brown coats collars taken off & new collars put on larger & wider	1	4	"						
	Furnishg cloth for D ^o	"	15	"						
	altg another, made higher in the shoulders & wider in the back &c	"	8	"						
	Packing case	"	4	6				2	17	6
Nov. 3	altg a Windsor Uniform coat collar shorten'd & made higher in the neck	"	5	"						
	altg 2 brown frocks as above	"	10	"						
	altg 10 white Mars ^a Waistcoats lettg out the backs lowerg the collars & new strings	"	15	"						
	altg 6 D ^o foreparts & backs shorten'd	"	9	"				1	19	"
7	A fine white bath coat & dressing gown, double breasted, body & sleeves lined w th flanel, belt round the waist - covered buttons	6	6	"						
10	altg an undress uniform coat, raising the sleeves, lettg out the shoulders &c	"	5	"						
13	A large Diam ^d white quilted Waistcoat	1	18	"				8	9	"
	altg a brown frock lettg out the shoulders & made higher in the neck lettg out the sleeves & Lapels made shorter	"	10	6				"	10	6
	Can ^d over							50	10	6

1807

Nov. 17

	Amount brought over				50	10	6	
	Alter 2 white Mars ^a Waistcoats	"	4	6				
	Alter a blue Uniform coat sleeves made less	"	4	"				
	Alter a brown Frock by taking in the sides	"	"	"				
	enlarging the eye, & sleeves thrown higher	"	"	"				
	on the Shoulders &c	"	10	6				
19	A Fine brown Frock Lap ^s Hood buttons	6	16	6	✓	7	15	6
20	Alter a white boating Banyan putting in	"	"	"				
	new back lining, the neck raised higher	"	"	"				
	the sleeves let out & raised on the Shoulders	"	"	"				
	new belt & new collar put on	"	18	"				
	A Fine green cloth Great coat, Dble breasted	"	"	"				
	& Silk basket buttons	"	"	"				
	Silk back & sleeve Linings	7	17	6				
	Velvet collar & facings	"	15	"	✓	9	10	6
23	A Fine blue Frock Lap ^s & gilt buttons	6	16	6				
	Another Do Do	6	16	6				
	A white Mars ^a under Waistcoat, lined	"	"	"				
	with linen, & plated buttons	2	2	"				
	Five fine white Do Do	10	10	"	✓	26	5	"
25	Alter a brown Frock, making it higher	"	"	"				
	under the Arms, sleeves thrown higher	"	"	"				
	letting out the back, Lapells shortened	"	"	"				
	& cut off down the front	"	10	6				
	Alter a white bath coat & Dressing Gown	"	"	"				
	making holes in the belt &c	"	2	6				
28	A Fine white bath coat & Dressing Gown	6	6	"	✓	6	19	"
	made as before							
Dec. 1	Two fine white Mars ^a quilted Waistcoats	3	16	"				
	Alter 2 white Do & new collars	"	9	6				
	Alter a blue Frock, letting out the sleeves	"	"	"				
	and raising them higher on shoulders	"	4	"	✓	4	9	6
9	Alter a bath coat & Dressing Gown by	"	"	"				
	shortening the collars & putting new straps	"	5	"				
	Alter a Do as above	"	5	"	✓	"	10	"
	Carried forward				✓	106	0	0

[Faint, illegible handwriting, likely bleed-through from the reverse side of the page]

March 10 6/1807

John Weston

Taylor

Mr. Ensign's Junr. 1808. L121. 6. 6.

H. R. H. the Prince of Wales.

To C. F. Du Pasquier

1807

		£ s d			
July 3 rd	Coat Ribbon	0	10	6	
July 18 th	A Pair of large Bows for the Installation	0	10	0	
	A Coat Ribbon	0	10	6	
	A Waistcoat D.	0	5	0	
Aug. 20 th	Two Pieces of Shoe Ribbon	0	10	0	
	Piece of Blue Garter Wacker Rib	0	16	0	
	4 P. Braces at 12/ per Pair	2	0	0	
Nov. 19 th	A Piece of Order Rib: 39 Yds at 6/ per Yard	11	14	0	
	A Small D. 39 Yards at 5/ per Yard	9	15	0	
Nov. 29 th	2 Waistcoat Ribbon	0	10	6	
1808					
Jan. 7 th	1 Waistcoat D.	0	5	0	
Jan. 4 th	A Piece of Shoe Ribbon	0	9	0	
		£	20	19	6

29474A
 Received the 29th January 1808. of
 His Royal Highness the Prince of Wales by W. Churchill Esq
 the Sum of Twenty Eight Pounds Nineteen Shillings & Six
 pence, the Amount of the Annexed Bill to 5th Inst

£ 20. 19. 6

C. F. Du Pasquier

H. R. H. the Prince of Wales.

To C. F. Du Pasquier

1807

		£ s d		
July 3 rd	Coat Ribbon	0	10	6
July 10 th	A Pair of large Bow for the Installation	0	10	0
	A Coat Ribbon	0	10	6
	A Waistcoat D ^o	0	5	0
Aug. 20 th	Two Pieces of Shoe Ribbon	0	10	0
	Piece of Blue Garter Wacker Rib	0	16	0
	4 P ^{rs} Braces at 12/ per Pair	2	0	0
Nov. 19 th	A Piece of Order Bisk: 39 Y ^{ds} at 6/ per Yard	11	14	0
	A Small D ^o 39 Yards at 3/ per Yard	9	15	0
Nov. 29 th	2 Waistcoat Ribbon	0	10	6
1808				
Jan. 7 th	1 Waistcoat D ^o	0	5	0
Jan. 14 th	A Piece of Shoe Ribbon	0	9	0
		£	20	19
			6	

Manuscript 1007.

C. F. DuRoiquier Ribbortze

St. Emery's 5. June 1000.

Fr. 19. 6