


London

Her Royal Highness Princess of Wales

To Caterers Statters -

1807	For Her Royal Highness the Dutchess of Brunswick				
Aug 27	To a fine round Sivery Hat Cockade of Gold Face of Band Duty 3/4	2	17	6	
	" a Black Sivery Velvet Cap with Gold Buttons	4	-	-	
	Sassels Vellum Band Buttons End				
	" 2 Paper Boxes	"	2		
1808					
Jan 18	To 2 fine Sivery Hats Gold Lace Band Leathers String Loops of Cockades Duty 6/8	8	"	"	
	" fine Sivery Hat Gold Lace Band Corners String Loop Gold Satten Stays Button	4	16		
	" Loop and Gold Satten on the Crown Duty 3/4				
30	" 6 Glaz'd Hats silk under Gold Lace Band of Cockades Duty 12/6	12	12		
	" 6 Paper Boxes P B	"	6		
1807					
Dec 19	per Mill				
Sept 26	per Mill				
	Officard				
		£	32	13	6
		£	3	14	6
		£	2	15	6
		£	39	3	6



~~SECRET~~

SECRET

SECRET



~~Mr. D. Leveson
Mr. D. Leveson
Sept. 13. 1807
Caters, Hatters.~~

Mr. D. Leveson
Hatters
Sept. 3. 6

1807

Mr. D. Leveson
Hatters

Wardrobe, Payments Made in the Month of January 1800.

Rich ^d Ovey	Linendrapes Balance of	} to 5. Janry 1805 £	99. 10 -
	Bill of £ 499. 11. -		
W ^m Webb	Hobemaker in further part of	} to 5. July 1805 -	90. 12 -
	Bill of £ 290. 13. -		
D ^r Taylor	Shoemaker	Quia 5. Janry 1806.	8. 11. 10
Benj ^m Carter	Taylor	Do	63. 19 -
Jos. White	Breechesmaker	Quia 5. April 1806.	22. 12. 4
J ⁿ Amick	Perfumer	Quia Do	58. 12 -
Cater & Co	Hatters	Do	35. 19. 10
J. Graves	Glover & Co	Do	29. 6. 4
J. Hooper	Linendrapes	Do	23. 10. 4
J. Smith	Shaving brush	Do	3. 12. 4
Wayte & Son	Maskerade Dresses	to June 1806 -	16. 6. 2.
W ^m Savage	Gaitermaker	Quia 5. July 1807.	3. 2. 10
Sarah Mills	for Carriage of Linen	Quia 10. Octo 1807.	8. 4 -
C. F. DuPauquier	for Ribbons & Co	to 5. Janry 1800.	28. 19. 6
Geo. Troup	Disbursements	Do	7. 18. 5

Payments - £ 500 16. 11


Balance in Hand - £ 3. 7. 8

Receipt - 500. " "

Total Receipts 503. 7. 8

Payments - 500. 16. 11.

Balance in Hand £ 2. 10. 9





1880

Warrick

Payments Made in the
Month of January 1800.



To John Weston, Tailor

To their Royal Highnesses

The Prince of Wales, Dukes of Sussex, Cambridge & Gloucester.

Nº 37, OLD BOND STREET.

January 4	Alter a white Mars ^a Waistcoat in foreparts & back	"	"	"			
	made shorter strings mood higher &c	"	5	"			
	alter a Do ^o as above	1	10	"		1	15
25	alt ^o a brown Frock made higher behind, & lower before lett ^g out the shoulders, & sleeves thrown higher	"	7	"			
	alt ^o six fancy Quilt ^g Waistcoats, by lett ^g out the side seams &c	"	12	"			
	alt ^o four white Do ^o & new collars	"	8	"			
	clean ^g & repair ^g a bath coat ^g Dress ^g gown	"	7	"		1	14
27	A black Genoa Velvet Frock, w th covered buttons lined through with black silk serge	23	17	"			
	Twelve fine white Mars ^a Quilt ^g Waistcoats	22	16	"		46	13
Feb 7	clean ^g & rep ^g a white boating Dress ^g gown	"	7	"			
	alt ^g Two white Waistcoats putt ^g new backs & collars	"	9	"			
	alt ^g Nine Do ^o as above	2	0	6			
	Furnish ^g button & Mars ^a for Do ^o	1	2	"			
	alt ^g 2 printed Do ^o	"	6	"		4	4
20	alt ^g a brown Frock by rais ^g the collar, sleeves thrown higher on the shoulders, buttons mood side seams taken in, & Lapells lengthen ^d	"	"	"			
	Furnish ^g cloth & silk serge	1	1	"			
	alt ^g a Corbeau Frock as above	"	5	"		2	12
	cloth for new collar &c	1	1	"			
	alt ^g a brown Do ^o as above, except collar	"	4	6			
	alt ^g an Olive Do ^o	"	9	"			
	alt ^g Two white Waistcoats putt ^g new backs	"	4	"		2	1
	Furnish ^g button for Do ^o	"	4	6			
27	alt ^g a blue Frock made longer in collar	"	"	"			
	alt ^g Three white Waistcoats in Neck & shoulders & made shorter &c	"	10	6		"	15
	Car ^d forward					59	15

1808


Am^t brought forward

59 15 "

March 1	Alter a brown Frocks in the Shoulders, letting out the Sleeves & raising them. take out the stiffening - enlarging the Eye de	"	"	"			
5	altg a Corbeau - D ^o as above	"	15	"		1	10
	D ^o Two brown Frocks in backs & collars	"	10	6			
	cleaning pressing & repairing a Dressy Gown	"	7	"			
	Six fine white Mars ^a quilted Waistcoats	11	8	"		12	5 6
14	A Spine brown Frocks Lapels hind w th silk	6	16	6			
16	A Spine Olive Misch D ^o with covered buttons	6	16	6		13	13
	A Spine Olive Frocks with Twist buttons	6	16	6			
18	A Spine white bath coating Morning Gown	6	6	"			
	Twinnishy 3 of Coloured Silks	"	7	"			
	1/2 Hund ^d Needles	"	"	"			
	Thread de	"	2	6		13	12
22	A Spine green Misch Coat with cov ^d buttons	6	16	6			
	altg eight white Mars ^a Waistcoats	"	16	"			
	A Spine dark Misch Frocks with covered buttons	6	16	6			
	A Spine grey Misch D ^o as above	6	16	6		21	5 6
	A White Bath Coating Dressing Gown as above					122	1 0
						123	7 0

122 1 0
 6 10 0

 128 7 0



Faint, illegible text at the top of the page, possibly bleed-through from the reverse side.

March 1808

John Nelson Taylor

Quarter ending 31st April 1808 - £188 - 10 - 0
of which 2
120. 8.

His Royal Highness the Prince of Wales

1000

R. Meyer & Meager L. S. D

Jan 27 th	Making & materials to a pair of scarlet full dress Generals of Hussars pantaloons, richly ornamented with gold lace & figuring 4 1/2 of sup ^o scarlet stocking at 12 ^o ^{12^o 1/2} } 9. 19. -
	5 1/4 of extra rich broad lace at 20 ^o 2 1/2 of narrow at 16 ^o } 75 1/2 of figuring braid at 1 1/9. 12 1/2 of stout 8 ^o at 2 1/3 } 17. 6. 6
5 th	Making & materials to a pair of blue full dress Generals of Hussars pantaloons richly ornamented with gold lace & figuring 4 1/2 of superfine blue stocking at 9 ^o ^{12^o 1/2} } 9. 5. 6
	5 1/2 of extra rich broad gold lace at 20 ^o 2 1/2 of narrow at 16 ^o } 75 1/2 of figuring braid at 1 1/9. 12 1/2 of stout 8 ^o at 2 1/3 } 17. 16. 6
15 th	Making a superfine blue General of Hussars Pelise, taking the lace from the scarlet one 1 1/2 of extra superfine blue cloth at 3 1/6. 3 1/2 of crimson plush at 14 ^o silk sleeve lining & materials } 14. 14. -
	7 1/2 of broad lace at 20 ^o 3 1/4 of narrow at 16 ^o 20 1/2 of fig ^o at 1 1/9 & 4 1/2 of waistcoat braid at 2 1/6. added to 2 ^o & 3 1/2 fine Crose stars added to bellion Tassels at 2 1/6 each & stars to necklines 3 1/2 } 10. 11. -
	3 skins of Grey Persian fur for trimming at £3 1/3 - - - - - } 9. 9. -
20 th	Superfine blue General of Hussars full dress half Pelise making, cloth, plush lining, silk sleeve lining, buttons and materials to 8 ^o - - - - - 16 shillings } 16. 3. 6
	19 1/2 of rich gold royal beads at 8 ^o 7 1/2 of rich broad lace at 20 ^o 16 1/2 of narrow at 16 ^o 60 1/2 of figuring at 1 1/9. 36 gold tassels at 2 1/9. & 13 1/2 of waistcoat braid at 2 1/6 - - - - - } 32. 8. 6
	3 skins of Persian fur for trimming at £3 1/3 - - - - - } 9. 9. -
	Pair of extra rich gold necklines - - - - - } 10. - - -
22 nd	altering a blue Opera pelise - - - - - } " 10. -
24 th	Taking the blue plush lining out of Pelise & putting in grey silk 7 1/2 of rich green silk at 9 ^o 16 - - - - - } 4. 6. 9
26 th	altering a blue Hussar pelise - - - - - } " 12. -
30 th	altering a blue Opera pelise & adding fur to 2 ^o - - - - - } " 17. 6
	£ 163. 0. 9

1000

£. S. D.
163. 0. 9

Brought forward

- March 5. Making a Superfine scarlet General of the pair deep waistcoat richly faced with gold, bousemore, lining, silk facing, buttons & materials } 7. 4. 9
- 3y^d of rich broad General lace at 28/ 3y^d narrow D. at 16/ }
 10 1/2 of rich gold gimp chain at 8/9 - 20y^d of fig. at 1/9 }
 & 10y^d of waistcoat braid at 2/6 } 17. 13. 10 1/2
- 40 rich gold tapsels at 2/9 } 5. 10 -
7. Making a scarlet pelice into a Sucket. 6/2 of silk lining }
 at 7/6. Buttons pockets & materials } 11. 11. 1/2
- 6/2 of broad lace at 28/ 6/2 of narrow at 16/ 19 1/2 of Royal }
 Cord at 8/ 14y^d of waistcoat braid at 2/6/ 60y^d fig. at 1/9 } 20. 17 -
- 30 Gold Tapsels at 2/9 } 4. 9 -
- Altering a scarlet deep waistcoat, rising the collar & }
 put hooks & eyes on the sides & shoulders } .. 10. 6
- 1/2 y^d of broad lace furnished at 28/ } .. 7. -
- 19 Altering a blue General's Pelice taking out the plush lining }
 and new lining the same with grey silk, 6/2 of rich grey }
 silk at 9/6 & wadding } 4. 16. 9
- 5y^d of gold Royal cord at 8/ 5y^d of waistcoat braid at 2/6 }
 1/2 y^d of broad lace at 28/ 1/2 y^d of narrow at 16/ } 3. 14. 6
23. Altering a white Marcella faced waistcoat & making a }
 new collar to go } .. 13. -
- 20 Taking the plush lining out of a Pelice & putting in }
 crimson silk plush to go } .. 19. 6

£ 249. 15. 0

I Received the 15th June 1800.

His Royal Highness the Prince of Wales by M^{rs} Churchill Esq^r of the Sum of Two Hundred forty Nine Pounds Fifteen Shillings and Eight Pence, the amount of the annexed Bill for the quarter ending 5th April last

£ 249. 15. 0.
 March 3 -
 £ 249. 12. 0


for self & co.
 John Meyer

Brought forward

£ 163. 0. 9

6 th Making a superfine scarlet General's of the pair deep waistcoat richly faced with gold, lace, & lining, silk facing, buttons & materials	7. 4. 9
3 rd of rich broad General's lace at 28/ 3 rd narrow B. at 16/ 10 ¹ / ₂ of rich gold gimp chain at 8/9 - 20 th of fig. at 1/9 & 10 th of waistcoat braid at 2/16	17. 13. 10 ¹ / ₂
40 rich gold tapers at 2/9	5. 10. -
7 th Making a scarlet pelice into a jacket 6 th of silk lining at 7/6. button pockets & materials	11. 11. ¹ / ₂
6 th of broad lace at 28/ 6 th of narrow at 16/ 19 th of Royal cord at 8/ 14 th of waistcoat braid at 2/6/ 10 th of fig. at 1/9	20. 17. -
30 gold tapers at 2/9	4. 9. -
Altering a scarlet deep waistcoat, rising the collar & put hooks & eyes on the sides & shoulders	" 10. 6
1 st of broad lace furnished at 28/	" 7. -
19 Altering a blue General's Pelice taking out the plush lining and new lining the same with grey silk, 6 th of rich grey silk at 9/6 & wadding	4. 16. 9
5 th of gold Royal cord at 8/ 5 th of waistcoat braid at 2/6 1 st of broad lace at 28/ 1 st of narrow at 16/	3. 14. 6
23 rd Altering a white Marcella faced waistcoat & making a new collar to do	" 13. -
20 Taking the plush lining out of a Pelice & putting in crimson silk plush to do	" 19. 6

£ 249. 15. 0



29
9

9

3. 10/2

0

1/2

7

0

2. 6

0

16. 9

4. 6

3.

19. 6

5. 0

March 1808.

Meyer £60

Saylor's

Quarter Ending 5 April.

Hand

£249-15-8

249-12-8

His Royal Highness The Prince of Wales

To Davidson Dumell Hay

1808

Jan ^y 22	Altering A pair White Cotton Stocking Breeches	"	6	"
"	Cleaning A pair do do	"	3	"
23	Altering 2 pair do do	"	12	"
	21 pair Rich Black Silk Stocking Pantaloon, with silk pockets, Capinus Stays & own Shaw	"	9	16
Feb ^y 2	Grafting own Shaw to A pair Pantaloon	"	7	6
9	do do to A pair do	"	7	6
16	do do to A pair do	"	7	6
	Altering A pair silk Stocking Pantaloon	"	4	"
	Repairing A pair do do	"	2	6
17	Altering A pair do do	"	4	"
18	do A pair do do	"	4	"
19	New buttoning A Blue Coat, with best gilt buttons	"	10	6
March 1	Repairing A pair silk Stocking Pantaloon	"	5	"
3	Putting silk Interlining to A pair do	"	6	"
29	do do to A pair do	"	6	"
"	Altering 2 Pelises	"	14	"
31	Repairing & New buttoning A Blue Coat	"	12	"
April 4	Putting Stars on 2 Uniform Coats	"	4	"

£ 15 11 6

H.


March 1888.

Davies & Co. - Taylors

Quarter Ending 31st April £15. 11. 6

Hand

15. 11. 2





Bought of John Prosser, Manufacturer of ARMS & ACCOUTREMENTS to the King (and their Royal Highnesses the PRINCE of WALES, DUKES of YORK, KENT and CUMBERLAND, St. G. Charing-Cross.

1808

Feb 2 nd	Engraving Inscription on Gold Sword & Scabbard for Prince Esterhazy	1	1
4	Crocus & Rouge	4	6
12	A Gilt Sword for Yeager man, with Eagle Head, knife and fork, brown leather scabbard &c.	6	6
	A Green superfine cloth belt with gold lace on D ^o morocco lining, gilt plate with silver feathers	5	5
	A Superfine green cloth Shoulder belt, with a rose & gold bullions, black trumpet, 3 gilt tips, square Plate with Silver Feathers, a gilt buckle, Silver head and plated chain	19	14
March 15	Engraving Inscription on a Metal Scabbard for Baron Perponcher		5
May 31	A square embos'd Plate with Foreign G. R and Crown on D ^o	1	18
June 2	7 Gilt Small Swords for Footmen	73/6	25 14 6
	7 Red Morocco Waist belts for D ^o	10/6	3 13 6
	7 Bags	2/	14
4	Repairing the ornaments of 2 Plates with trophies gilding and rebluing &c.	1	18
13	Altering the Spring hilt Sabre making the knob longer & gilding &c.	1	8
	New back piece, chasing bow, regilding furniture new grip to Prussian Sabre &c.	6	19
	2 Bags		4
22	A Gold Cord Belt	5	5
29	New hook to plate & rebluing D ^o		6 6

£ 81 1

Inspected

Benzⁿ Jutsham

171

London

171

[Faint, mirrored handwriting, likely bleed-through from the reverse side of the page]

J. P. P.
 # 201. 1.
 Hamb 1
 201.

July 10. 1711

His Royal Highness the Prince Regent
To John Meyer Esq. & Co.

1007	Aug 2 ^{1/2}	Repairing and altering a Prince of Wales Uniform for Col ^l Bloomfield	" 10 -
June 2 ^o		A pair of rich Gold Prince of Wales Aid de Camp Epoulets	9 9 -
10		altering a Prince of Wales Aid de Camp Uniform	" 9 6
July 4		altering a Reg ^t Jacket of the Artillery Gold but laid furnished	" 0 6
37		Enlargening a Reg ^t Jacket	" 12 6
		2 1/2 of Gold royal cord & buttons furnished	" 11 10 1/2
		altering a Prince of Wales Aid de Camp coat	" 9 6
		A pair of rich Gold Aid de Camp Epoulets	9 9 -
			<u>£22. 5. 4 1/2</u>
1000		For Baron Eben.	
June 3 ^o		Cleaning a Prince of Wales Aid de Camp coat	" 12 6
		A pair of rich Gold Aid de Camp Epoulets	9 9 -
30		altering a Uniform coat	" 10 6
		A pair of rich Gold Aid de Camp Epoulets	9 9 -
			<u>£20. 1 -</u>
1000		For Col ^l Congreve,	
June 3 ^o		W ^h ite shawl cloth Prince of Wales Aid de Camp	?
		Deep Uniform coat	0 7 6
		Rich Gold Embroidered holes	9 6 9
		Gold Embroidered edging	2 12 -
		Rich Gold shoulder knot	9 9 -
		Shirt Ornaments	" 12 6
		A pair of white fassened breeches	1 11 6
		A white fassened waistcoat	1 3 -
10 th		Repairing a Uniform coat	" 4 6
		fine drawing &c	" 5 -
		Repairing Epoulets	" 10 6
		Cleaning the Uniform coat	1 1 -
			<u>£35. 3. 3</u>
			<u>77. 9. 7 1/2</u>

For Coll^{rs} Marmahon

£ s d

1000

77. 9 7 1/2

June 3^d Altering a Prince of Wales Dress Uniform Coat

" 12 6

A pair of rich Gold Epuletts

9. 9 -

£10. 1. 6

£ 07 11 1 1/2

Examined,
June 1800.
J. H. I.

His Royal Highness Prince of Wales
Own Acc^{ts} — To Caterers Matters —

1808				
July 6	To a Tin Feather Case	"	5	"
	" adding a Scarlet Estridge to 2 Hussar Feathers	"	7	"
30	" a Superb Rich Genoa Velvet Cap with Embroid ^d Gold Leaves round the Top			
	Embroid ^d Leaves in front with Silver	18	18	
	Trunshons Rich Gilt Lions Heads Hooks Rich Rose in front black Velvet Embroid ^d Leaves round the Poke			
	" a very Rich plain Gold Royal Cord, Cap Linc with 3 Extream Rich fancy Bullion Tassels	6	"	"
	" a Rich Gold Rose	"	16	6
	" a Rich Braided Soap	"	3	6
	" Cleaning silver Lions Heads	"	4	
	" Cutting Skin & altering & Embroid ^d a Velvet Poke	"	12	
	" altering a Rich Embroid ^d Cap Pat. Leath ^r ^{Poke} lining	"	6	
Aug 3	" a Rich Gold Generals Cap Linc	6	"	"
10	" a Super fine Beaver round Hat duty 3/4	2	2	6
	" a Deal Box to Brighton	"	2	6
	" a Whalebone Skull Dark Top cover'd with Beaver Embroid ^d silver Band round the Top Embroid ^d Circle in front Gold Rose Silver Soap Lions Heads Hooks & Chain	11	5	6
	" a plain Gold Generals Linc with Rich Tassels	6	"	"
	" a Deal Box to Brighton	"	2	6
			53	4 6
			#	



1081.

W. B. 197. 200.
H. B. 197. 200. James of Wales

153. 4. 6

Catons, . . . Matters.

March 1808

J. C. Coler - - - Matter

quarter ending 10 Oct^r £53. 4. 6

Month

£ 53. 4. 6

2

His Royal Highness, the
Prince of Wales

To. Meyer & Mergoe L. S. D

(1000)					
Oct 6. 71	3 Pair of gold lace pantaloon cleaned & smoothed			1. 11. 6	
1009 July 7	Repairing a blue regimental			" 10 6	
10	Superfine blue cloth and making a Regiment Sack, richly ornamented with silver.	6. 16			
	35 ^q of extra rich silver royal cord at 6 ^q	11. 2. 9			
	25 ^q of silver best braid at 3 ^q , 60 ^q fig. at 1 ^q	9. 10. 9			
	White silk lining, buttons, & Materials	4. 13		32. 10 6	
	Extra advance on cloth			1. 1. "	
	Rich silver garter star			1. 15 "	
11	Superfine blue cloth and making a Coat	7. 12			
	5 ^q of silk serge for lining & pockets at 8 ^q				
	extra rich treble gilt buttons, pocketing & materials	2. 14 6		8. 18. 6	
25	enlarging a blue regimental Sack			" 12 6	
26	enlarging a coat, letting out on the Shoulders			" 9. 6	
"	Repairing a scarlet General's of Huss' Sack			" 12. 6	
"	Superfine scarlet cloth and making a General's of Huss' Sack, richly ornamented with gold	9. 14			
	6 ^q extra broad rich General's lace at 2 ^q	0. 15			
	6 ^q narrow do at 16	5. 6			
	27 rich gold royal cord at 8 ^q , 10 ^q of waistcoat braid at 2 ^q , 40 ^q of figuring braid at 1 ^q	17. 11. 3			
	46 rich gold tapes at 2 ^q	6. 6. 6			
	Silk lining buttons and materials	5. 7. 0 ¹ / ₂		53 " 5 1/2	
	Rich silver garter star			1. 15 "	
"	Superfine blue cloth and making a Regimental Sack richly ornamented with silver	6. 16			
	35 ^q of extra rich silver royal cord at 6 ^q	11. 2. 9			
	25 ^q of silver best braid at 3 ^q , 60 ^q figuring at 1 ^q	9. 10. 9			
	White silk lining, buttons & Materials	4. 13		32. 10. 6	
	Extra advance on cloth			2. 16 "	
	Rich silver garter star			1. 15 "	
	Carried over			£ 139. 11. 5 1/2	

	Brought Over			139. 11. 5 1/2
July 27 th	lengthening and enlarging a blue Gen ^l of Huf: pelce	2.	13	
	3/4 of broad general lace at 28, 3/4 of narrow at 16			
	2 1/2 of figuring at 1/2, 1/2 waistcoat braid at 2/6	3.	4. 6	5. 17. 6
	1/2 royal cord of 1/2, 2 gold tapels at 2/9, Venimsons silk			
	Repairing a yellow caremore waistcoat	5.		
29 th	Sp fine yellow caremore, and making a reg ^l chest waistcoat, faced with broad silver lace & looped with royal cord	6.	4. 9	
	3/4 of rich broad silver lace at 26			
	30 y ^d of royal cord at 4	11.	10	
	Yellow silk for backs & facing, body lining buttons and materials	1.	10	19. 12. 9
	Enlargening the sleeves of a blue pelce			2. 6
31 st	Lengthening a blue Gen ^l of Huf: pelce			
	Made a loop longer, adding lace, tapels &c			1. 11. 9
Aug 1 st	Altering a scarlet Gen ^l of Huf: Jacket and gold lace furnished			10. 6
4 th	Lengthening the collar of a blue Gen ^l of Huf: pelce			6. 6
3 rd	Lengthening a yellow reg ^l waistcoat & adding lace		10	
	1/2 of silver royal cord at 4, yellow silk, butt &c	2.		2. 10
	Lengthening and enlarging a scarlet Gen ^l of Huf: waistcoat, and adding lace	1.	10	
	3/8 broad lace at 20, 7/8 narrow at 16, 9 y ^d cord at 4/10	2.	10	4. 0
	Lengthening a yellow reg ^l waist, and lace furnished			2. 10
	Lengthening a white Marsella waist & adding lace		17	
	1/2 of gold cord at 4/10, 6 gold tapels at 2/9			
	1 doz buttons 3/8 quilting &c furnished	3.	5. 0	4. 2. 0
	Adding lace and altering a scarlet Gen ^l under Jacket	2.	14	
	1/2 y ^d of broad gold lace at 20, 3/8 narrow at 16			
	1 1/2 best braid at 4, 3/4 silk at 0/12	1.	17	4. 11
	Rich silver gaster star			1. 13
	altering a yellow Regimental waistcoat			4. 6
4 th	Lengthening & making 10 button in front of Gen ^l of Huf: white waistcoat, lace, tapels, buttons &c			2. 10. 5
				190. 19. 6 1/2

5 1/2
6
9
6
9
6
6
9
0
11
3
4
6
10
5
6 1/2

Item Description	Quantity	Price	Total
Carried Over			190. 19. 6 1/2
Altering a yellow Regimental waistcoat			6. 6
Shortening the sleeves and altering colour of Gen. of Hussars Jacket			13
Altering a yellow Cassimer top waistcoat			5. 6
Sup. fine blue cloth, and making a General's of Hussars dress Pelice, the lace, buttons, Tassels & taken from another Pelice	8	19	16. 7
Lace furnished to make out, 2/10 of broad lace at 28			
1 1/2 of narrow at 16, 2 gold tassels at 1/9 & 3 buttons	2	14	
6 1/2 of slate coloured silk for lining, at 2/1	2	12	
Rich Persian fur furnished	2	2	1. 15
Rich silver garter star			1. 15
Sup. blue cloth, and making a Regimental Pelice	7	7	35. 12. 3
3 1/4 of extra rich silver royal cord at 6/9			
20 yds of 2 ^d best braid at 3/9, 6 1/4 of figuring at 1/9	23	1. 3	
Silk lining, buttons and materials	5	4	20. 15
Extra rich Persian fur trimming	7	17. 6	
Pair of extra rich silver necklines & Tassels	9	10	
Rich silver garter star	1	15	
Advance on cloth 21/ Box Dec 3/11	1	4	
4 1/2 of mixed milled stocking at 2/6, Making silk facing, and materials of a pair of Gen. of Hussars Pantaloons, richly ornamented with gold	5	11. 9	11. 19. 6
5 1/4 of rich gold lace at 16, 25 yds of figuring at 1/9	6	7. 9	
Making a new collar to a blue coat, cloth, padding &c			1. 4
Patent white cotton stocking, silk facing, making and materials of a pair of Pant, richly faced with silver	5	19. 6	11. 15. 1 1/2
7 1/2 rich silver best braid at 3/9, 50 yds of figuring at 1/9	5	15. 7 1/2	
Enlarging a pair of white pantaloons & lace furnished			2. 6. 6
Patent white cotton stocking, silk facing, making & materials of a pair of pantaloons, ornamented with silver	2	15. 6	5. 10. 7 1/2
7 1/2 silver best braid at 3/9, 14 yds of waistcoat braid at 2/6	3	3. 1 1/2	
Altering 3 white waistcoats and a yellow 2 ^d made layers			1. 6. 6
5 1/2 of mixed milled stocking at 2/6 for a pair of Gen. of Hussars Overalls, strap with the same making & materials	5	3. 9	9. 19. 9
6 1/2 of narrow generals lace for 2 ^d at 16	1	16	
Carried Over			311. 3. 9 1/2

10009

Brought Over

L. S. D
311 - 3. 9 1/2

Aug ^r			
10	Attendance to Brighton, Paid for Chaise, carriage of a Box and Returning	6. 18. 1	
11	Enlargening a blue coat	0. 6	
	Pair of light blue cotton Stocking Pantaloons with a triple knot of gold braid & waistcoat braid	5. 10. 7 1/2	
	4 1/2 yds of light blue silk Stocking at 20, silk facing		
	Making and materials for a pair of Generals of the 1 st Regiment of Foot Guards, richly ornamented with gold	6. 0	
	4 3/4 yds wide broad Generals lace at 20	6. 13	
	3 1/2 yds of narrow D at 18, 12 p. 1 wide braid 2/6. 26 yds of 1/4 y	5. 13	10. 14
15	Lengthening the above Pantaloons & silk furnished	1. 6. 6	
16	Lengthening the collar of a blue Hesper waistcoat	7. 6	
17	Adding 3 loops, to a scarlet General of the 1 st Regiment of Foot Guards, gold lace and buttons furnished	1. 14	
21	Lengthening and enlarging 3 white waistcoats		
	Materials furnished, braid &c for loops	2. 10	
	Altering the lace work, and enlarging a pair of Pantaloons 3/4 of broad lace at 20, 5 yds of 1/4 y at 1/9	2. 14	
	Enlarging a pair of Pantaloons &c	12. 6	
	Ornamenting two pair of white pant, with cotton braid	1. 13	
	Enlarging a pair of silver faced pant, & silk furnished	19. 6	
	Enlarging a pair of gold faced pant, & lace furnished	1. 14. 6	
	Enlarging a white waistcoat. 1 p. silver braid for D	19	
	Enlarging a yellow silk waistcoat, lace & silk furnished	1. 14. 6	
	Enlarging a white waistcoat & gold lace furnished	1. 4. 6	
25	Altering a General of the 1 st Regiment of Foot Guards waistcoat	0	

Received the 6th February 1811 of His Royal Highness the Prince of Wales by J^{es} Sam^l Hulst Treas^r the sum of One Hundred & Thirty Pounds the Balance of £ 360. 1. 6 for the quarter ended 10th October 1809.

£ 130. —
Stamp 2.
£ 129. 10. —

John Meyer
for J^{es} & partner

1809

Aug^r

	Brought Over	L. S. D
+ 10 Attendance to Brighton, Paid for Chaise, carriage of a Box and returning		311 - 3 - 9 1/2
+ " Enlargening a blue coat		6 - 18 - 1
Pair of light blue cotton stocking Pantaloons with a tassel knot of gold braid waistcoat braid		5 - 10 - 7 1/2
1 1/2 yds of light blue silk stocking at 20, silk facing		
Making and materials for a pair of Generals of the		
Pantaloons, richly ornamented with gold	6 - 0 -	
1 3/4 yds of rich broad Generals lace at 20	6 - 13 -	
3 yds of narrow D at 16, 12 yds waist braid 2 lb, 2 lb of gold	5 - 13 -	10 - 14 -
15 Lengthening the above Pantaloons & silk furnished		1 - 6 - 6
16 Lengthening the collar of a blue Hussar Pelice		7 - 6
17 Adding loops to a scarlet Generals of Hussar waistcoat, gold lace and buttons furnished		1 - 14 -
21 Lengthening and enlarging 3 white waistcoat		
Materials furnished, braid &c for loops		2 - 10 -
Altering the lace work, and enlarging a pair of Pantaloons 3/4 of broad lace at 20, 3 yds of gold at 1/9		2 - 14 -
Enlarging a pair of Pantaloons &c		12 - 6
Ornamenting two pair of white pant, with cotton braid		1 - 13 -
Enlarging a pair of silver faced pant, & silk furnished		19 - 6
Enlarging a pair of gold faced pant, & lace furnished		1 - 14 - 6
Enlarging a white waistcoat. 1 yd silver braid for D		19 -
Enlarging a yellow silk waistcoat, lace & silk furnished		1 - 14 - 6
Enlarging a white waistcoat & gold lace furnished		1 - 14 - 6
25 Altering a Generals of Hussar waistcoat		0 -
" Altering a blue Generals of Hussar Pelice		10 - 6 -
" Lengthening the collar and adding lace to Generals of Hussar Jacket, 3/4 of broad lace, 3/4 of narrow, 2 yds of gold		17 - 6
		£ 363 - 3 - 6
Even in first page in cutting up		18
ditto in last page		14
		£ 361 6



1902
C. M. P. M. O. J. N. G.

29485

H. R. H. the Prince of Wales

1800

To James Pitt

- August 2nd To a pair of Steel Spurs Cut Down & new Large Rowels } £ 0:5:0
Spurs fitted & put On & new Screws & Spurs polished
- 3rd To a pair of Gilt Spurs Cut Down new Large Rowels } 0:4:0
Spurs fitted & put On
- 5 To a pair of Brass Spurs fitted & put On & Spurs Repaired } 0:5:0
& six new Brass Screws
- 5 To a pair of Gilt Spurs Cut Down new Large Rowels } 0:4:0
Spurs fitted & put On
- 6 To a New pair of Brass Spurs with Brass Screws } 0:15:0
& Rowels
- 13 To Repairing a pair of Gilt Spurs & a new Lure 0:5:0
- 13 To One Dozen Brass head Screws 2 Brass Screws & one Doz Steel Screws 0:4:0
- 14 a new Turn Screw with Broad all Double Ferris & Handle 0:2:6
- 10 Two pair of Gilt Spurs New Necks put to them & Spikes 0:10:6

Barks Account H. R. H. Husban

1800

0-1-0

29485A



I Received the 5th November 1800. of
 His Royal Highness the Prince of Wales by Rob^t Gray Esq.
 the Sum of Three Pounds Two Shillings & two pence the
 amount of the annexed Bill for the quarter ended 10 Octob. last

£ 3. 2. 2.
 Shillings 2.
 pence 0

Received for Rent paid
 by me of Henry

H. R. H. the Prince of Wales
10000

29485

To James Pitt

August 2nd To a pair of Steel Spurs Cut Down & new Large Rowels
Spurs fitted & put on & new Screws & Spurs polished } £ 0:5:0

3rd To a pair of Gilt Spurs Cut Down new Large Rowels
Spurs fitted & put on } 0:4:0

5 To a pair of Brass Spurs fitted & put on & Spurs repaired
& six new Brass Screws } 0:5:0

5 To a pair of Gilt Spurs Cut Down new Large Rowels
Spurs fitted & put on } 0:4:0

6 To a New pair of Brass Spurs with Brass Screws
& Rowels } 0:15:0

13 To Repairing a pair of Gilt Spurs & a new Lure 0:5:0

13 To One Dozen Brass head Screws 2 Brass Screws & one Doz Steel Screws 0:4:0

14 a new Turn Screw with Brass all Double Ferrul & Handle 0:2:6

10 Two pair of Gilt Spurs New Neckes put to them & Spikes 0:10:6

Barts Account H. R. H. Hussey

107000 14
August 4 a pair of Boots Tipt Spurs put on & 4 Screws 0:1:0

9 Two pair of Brass spurs new Spikes & Screws to them 0:1:0

24 a pair of Boots Tipt & a Spike to Spur 0:0:0

September 10 a Brass Tarboord Rep 3 Brass Screws & Sword
made to Draw } 0:2:6

£ 3:2:2

James Pitt
107000
14
August 4
9
24
September 10

[Faint, illegible handwriting, likely bleed-through from the reverse side of the page.]

November 1808

per J. H. Spurrmaker

to 10th October . . . £3.2.2

Shanks 2

~~£~~ 2.2 -

By Command of

His Royal Highness The Prince of Wales

for Col^l Manger

To John Weston Bond Jr.

1808

Sept 7

A Fine blue cloth Princes Uniform Coat	-----	"	"	"
Lined through with buff Casimere	-----	5	5	-
Uniform buttons	-----	"	15	"
Black Velvet collar	-----	"	7	6

L ✓ 6. 7. 6

WESTON
1808

GATHER

1802

Trinity Street 1802

John Mason Taylor

To 10th October

£6. 7. 6

of which

6. 7. 4
2

London Decr 21st
1808

His Royal Highness

The Prince of Wales

Booth of Standing Howell & Co
89 Pall Mall

A Purple Velvet Pelisse lined with
- Silk throughout and trim'd with sable
- Fur in 12/6 13. 2. 0

Hat with Fur to correspond and
trim'd with Gold in in in } 5. 5. 0

Sable Muff in in in in } 9. 9. 0

£ 27. 10. 0



[Faint, illegible handwriting, likely bleed-through from the reverse side of the page.]



Prizey Horse 1809.

Sturbing & Howell. Thruwin


to 5 July 1809. £27. 16. 6

stands

27. 15. 10

Her Royal Highness
the Prince of Wales

London



Bought of John Prosser,
Manufacturer of ARMS & ACCOUTREMENTS to the King
(and their Royal Highnesses the
PRINCE of WALES, DUKES of YORK, KENT and CUMBERLAND,
St. G. Charing Cross.

1808

July 25	New carriage shaped to a gold Belt	1. 11. 6
Aug ^r 4	Altering a gold cord belt	15. -
	Repairing the bow of a Sabre	5. -
Sept 27	1 lb of Curcus	1. 6
Oct 17	A Lt Dragoon Steel Sabre	5. 15. 6
	Knob 25 Bag 2	1. 7. -
Nov 4	Repairing the bow of a Sabre	5. -
Dec ^r 10	Putting together a Spanish lock	5. -
17	A new main spring to a lock	7. 6
31	A very handsome gilt Highland broad sword with scarlet lining & gold fringe	} 7. 7. -
	Bag	
	Engraving Cypher & Inscription on D	2. 6
		7. 6
		<u>18. 10. -</u>

Inspected

Benjⁿ Jutstam

81. 1. July 1808

London

Swords 1808

J. Grogan
£ 10. 10.
Blank — 4
10. 4. 8.

His Royal Highness The Prince of Wales

To Davidson Durnell Hay

1809

12 Cork Street

Jan 6	Cutting Straps to repair Stocking Pantaloon	"	2	6	
10	Altering Apron Must D ^o D ^o	"	4	"	
13	D ^o Apron Brown D ^o D ^o	"	6	"	
17	D ^o Apron Must D ^o D ^o	"	7	"	
18	D ^o a Field Marshalls Dress Coat & interlining body & Slaves with flannel	1	10	"	
19	Repairing Apron White Stocking Bruchers	"	2	"	
20	Interlining a Silk Slender Waistcoat, with flannel	"	12	"	
21	Altering & putting leather Straps to Apron Pantaloon	"	4	"	
23	D ^o Apron Must Stocking D ^o	"	6	"	
	D ^o Apron Drab Capinew D ^o	"	3	"	
24	D ^o Apron Must D ^o D ^o	"	7	"	
	Cleaning Apron Bruchers	"	3	"	
Feb 2	Altering Apron Must Stocking Pantaloon	"	16	"	
4	Repairing Apron Black Silk D ^o D ^o	"	2	6	
	Altering Apron Drab Capinew D ^o	"	2	"	
6	Cutting new Slaves & Slaves lining to a Blue Pelisse	3	3	"	
	Altering a White slender Waistcoat,	"	6	"	
10	D ^o a Blue Pelisse	"	7	"	
15	D ^o & putting new back & lining to a Pelisse	1	"	"	
21	D ^o a Blue Pelisse	1	1	"	
	Grafting new to Apron Pantaloon	"	7	6	
24	A new Blue Cloth Hussar Coat, lined with White Battist,	25	10	"	
25	Altering a Field Marshalls Frock	"	9	"	
	D ^o Apron Blue Capinew Pantaloon	"	4	"	
	D ^o Apron Must Stocking D ^o	"	5	"	
	D ^o a Blue Pelisse	"	15	"	
27	A Brown second Cloth Lappelled Coat, with new body lining	6	6	"	
	Altering Apron Blue Cloth Pantaloon	"	6	"	
March 1	D ^o & putting new Collars to Field Marshalls Frock	"	12	"	
	Forward	£	41	18	6

1809	Amount brought forward	41	18	6
March 2	Spain Blue Casimered Pantaloon, silk facing & pockets	8	14	—
	Spain D ^o D ^o D ^o with hats feet	4	13	—
8	Altering & Repairing Spain Stocking Pantaloon	"	6	—
9	D ^o & D ^o Spain Blue Casimered D ^o	"	5	—
10	D ^o a Blue Pelise	"	6	—
	A Field Marshall's Dress Coat very richly Embroidered in Gold of Spain Scarlet Cloth, Blue Cloth facings, Casimered lining & Turnbacks, body & Sleeve kind with silk, Spain rich Embroidered Gold Sprinkles, Shirt Ornaments, Reg ^t Buttons &c	43	13	—
15	New buttoning a Silk Waistcoat	"	3	—
20	Repairing & putting silk pockets to Spain Pantaloon	"	10	—
26	Altering a Uniform Coat	"	4	—
	D ^o a White Casimered Waistcoat	"	4	—
	D ^o & Repairing a D ^o D ^o	"	6	—
28	Repairing Spain White Stocking Bunches	"	3	—
	Cleaning Spain D ^o D ^o	"	3	—

£ 101 8 6

29489A

I Received the 2^d August 1809 of His Royal Highness the Prince of Wales by Gen^l Hulse Treas^r the Sum of One Hundred & one Pounds Eight Shillings Six Pence the amount of the annexed Bill for the quarter ended 5. April last

£ 101. 8. 6
Stamp — 2 —
£ 101. 6. 6.

for Davidson & Co
G. M. Gooding

1809	Amount brought forward	41	18	6
March 1	2 pair Blue Casimere Pantaloon, silk facing pockets	8	14	—
	Apain D° D° D° with Gator feet	4	13	—
8	Mending & Repairing Apain Stocking Pantaloon	"	6	—
9	D° & D° Apain Blue Casimere D°	"	5	—
10	D° a Blue Petticoat	"	6	—
	A Field Marshalls Dress coat very richly Embroidered in Gold of Apain Scarlet Cloth, Blue Cloth facings, Casimere lining & Turnbacks, body & Slaves lined with Silk, Apain rich Embroidered Gold Epaulettes, Shirt Ornaments, Reg. Buttons &c	43	13	—
15	New buttoning a Silk Waistcoat	"	3	—
20	Repairing & putting Silk pockets to Apain Pantaloon	"	10	—
26	Mending a Uniform Coat	"	4	—
	D° a White Casimere Waistcoat	"	4	—
	D° Repairing a D° D°	"	6	—
28	Repairing Apain White Stocking Braces	"	3	—
	Cleaning Apain D° D°	"	3	—

£ 101 8 6



Manuscript 1809

Davidson Esq. Tailor

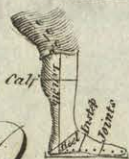
St Andrew's, Perth £101. 8. 6

Shanks

101. 6. 6

[Faint, illegible handwriting in the top section of the manuscript page.]

[Faint handwriting in the bottom left section of the manuscript page.]



Bo. of Meyer & Miller
BOOT MAKERS,

To their Royal Highnesses the PRINCE of WALES &
DUKE of YORK. N^o. 10, S^t. Alban's Street, Pall Mall.

His Royal Highness The Prince of Wales,
1809. For Lieut^{nt} Geo. Fitz Clarence;

April 17 2 P^{rs} of Wat Supra Boots high heels - 5.10.
Shod with Iron - 7.
5.17.

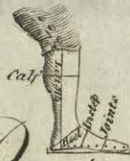


Received the 29490A
1811. of
His Royal Highness the Prince of Wales by Gen^l Sam^l Aulsebrook
the sum of Five Pounds Seventeen Shillings the amount
of the annexed Bill for the quarter ended 5 July 1809

Stamp $\frac{\pounds 5.17.-}{2.}$

 $\pounds 5.16.10.$

Meyer & Miller



Bo. of Meyer & Miller.
BOOT MAKERS,

To their Royal Highnesses the PRINCE of WALES &
DUKE of YORK. N^o. 10, S^t. Alban's Street, Pall Mall.

His Royal Highness The Prince of Wales,
For Lieut^t Geo. Fitz Clarence;

1809.

April 17 2^o of Wax Russia Boots high heels - 5. 10.

Shod with Iron

£ 7. -
5. 17. -

Meyer & Miller

Nov 1809

Friday June 1809.

Miller & Co. Bootmakers

Dr Endors 5. July £5. 17. 0

Amount

£ 5. 16. 14

2

[Faint, illegible handwriting, likely bleed-through from the reverse side of the paper]



To John Weston, Tailor

To their Royal Highnesses

The Prince of Wales, Dukes of Sussex, Cambridge & Gloucester.


Nº 37, OLD BOND STREET.

Jan 10	Altering Blue Coat letting out Body & moving the Buttons	"	4	"			
11	White Marsailles Waistcoat Single Breasted	1	18	"			
12	Altering a Green Mixture Coat made longer in the sleeves thro the cuffs and cuffs enlarged	"	"	"			
	Furnishing Cloth Silk &c	"	3	6			
16	Altering a Green Coat 4 new Buttons & moving Buttons	"	7	6	2	19	0
19	Altering Buttoning and repairing white Waist	"	3	6			
	Altering repairing and putting New collar to another	"	1	6			
21	White Marsailles Waistcoat Single Breasted	1	18	"			
	Cleaning Repairing and Buttoning a Dress of green	"	10	6	2	18	6
23	10 Fine White Marsailles Waistcoats	34	4	"	34	4	"
24	Repairing and new Buttoning white Waistcoat	"	2	6			
25	Altering a D ^o letting out the Back furnishing collar	"	3	6			
27	Altering and repairing a Brown Coat	"	5	6			
	Altering a Mixture Coat made higher in Neck and Lapels paid to raise in the summer	"	"	"			
	Cloth furnished for new pocket facings	"	7	6			
		"	4	6			
20	Altering a Blue Coat in the collar made less in the Thicks and taken in in the Shoulder	"	"	"			
		"	12	"	1	15	6
Feb 1	Advancing Blue Coat Back of Sleeves lined in Silk	6	16	6			
	Advances on Cloth	2	2	"			
	Altering a Green Mixture Coat & Collar shortened	"	3	"			
	Altering a waistcoat the collar lengthened letting out the Back Seam and the Shoulder enlarged	"	"	"			
		"	4	6			
	Altering 3 D ^o as above	"	13	6	9	19	6
3	Altering a White Waistcoat collar taken off & enlarged	"	4	6			
4	Altering a Blue Coat letting out the Shoulder & raising the Neck and altering the Collar	"	"	"			
		"	8	"			
7	Altering 2 Blue Coats made higher in the Neck & raising the Collar letting out the shoulders as above	"	"	"			
		"	16	"			
	Altering a White Marsailles Waistcoat made higher in the Neck and wider in the Body	"	"	"			
		"	4	"	1	12	6
					53	9	8

179-	Amount brought forward	-	-	-	53	9	0	
Feb-7-	Altering a Blue Coat letting out the Shoulders and taken in in the Body	"	"	"	4	6		
	Altering White Marseilles Waist taken in Neck	"	6	"				
9	Altering a Blue Coat letting out the Shoulders top of the Sleeve taken in Neck Sleeves raised higher	"	"	"	14	"		
	New Buttoning and Repairing a Coat	"	5	"				
	furnishing 1/2 yd of Silk Serge	"	3	6				
	furnishing 20 Best Silk Buttons	"	10	6	2	3	6	
	Altering another Blue Coat made higher round the neck raising Lapels & drawing Sleeves higher	"	"	"	14	"		
10	Altering a Dressing Gown letting out the Sleeves raising them and Gown New Buttoned	"	"	"	10	6		
	Cleaning D.	"	7	6				
	Altering and Repairing white Waistcoat	"	3	6				
	Altering another lowering the Shoulders &c	"	5	"	2	0	6	
13-	Asuperfine Coats Coat. Lapelled Gill Buttons Advance on Cloth	6	11	6				
	Advance on Cloth	2	2	"				
	Altering a Blue Coat raised in Neck the Lapels raised. Sleeves raised higher on Shoulders	"	"	"	14	"	9	12 6
16	Altering a Blue Coat the Collar taken off and Sleeves let out and raised higher	"	"	"	9	"		
	Altering D. again letting out the Neck Collar taken off and put on a fresh d. piece all round the Neck	"	"	"	14	"		
18	Altering a Coats Coat letting out the Shoulders Sleeves let out raised in Neck and Buttons moved	"	"	"	10	6		
20	Asuperfine Blue Coat Lapelled Body Sleeves Lined Advance on Cloth	6	11	6				
	Advance on Cloth	2	2	"	10	12	0	
22	Altering a Blue Coat Collar made shorter the Sleeves shortened and Pockets made square at the Bottom D. New Buttoned with Best Gill Buttons	"	"	"	15	"		
	Altering another taken in down the side seam made shorter the Buttons moved Sleeves shortened and Pockets altered	"	"	"	14	"	1	19 6
27	Altering a Blue Coat Letting out the Sleeves and Shoulders furnishing 1/2 yd of Silk Serge - cloth &c	"	"	"	10	6		
28	An Olive Drab Cloth Coat Lapelled Gill Buttons the Back and Sleeves lined with Silk	"	"	"	6	6		
Mar-1-	6 fine White Marseilles Waistcoats Covered Buttons	10	10	"	17	12	6	
					97	9	6	

0	1009 -	Amount brought forward	-	-	-	97	9	6
	Mar 12	Mud Buttoning and Repairing a Blue Coat	"	5	"			
		Furnishing 20 Best Silk Buttons	"	10	6			
	14	Altering 2 White Marsailles Waistcoats Collars Shortning and Back raised	"	7	"			
		Altering another as above	"	3	6			
	17	Repairing Blue Coat New Silk Linings	"	7	"			
		Furnishing 20 Best Silk Buttons	"	10	6	2	3	6
b	10	Altering 2 White Marsailles Waistcoats Welts taken of and Broader put on new Pockets made &c	"	8	"			
		Furnishing Marsailles for New Welts	"	4	"			
			"	3	"			
	20	New Buttoning a Corbo Coat						
		Furnishing 20 Best Gold Twist Buttons	2	"	"	2	15	"
		Altering 2 Blue Coats taking in the side seams taking in the Sleeves shortning Cuffs &c	"	"	"			
			1	4	"			
		Furnishing Cloth to Sew out the facings	"	2	6			
b		Altering a Corbo Coat taken in the Shoulders and Collar made shorter	"	7	6			
		Altering 5 White Waistcoats putting on New Broad Welts moving the Buttons New Pockets &c	"	"	"			
			1	4	"			
		Furnishing Marsailles for the Welts	"	12	"	3	10	0
	21	Asuperfine White Beaver Gown made very long & full Body and Sleeves lined with the finest Welch Flannel and the whole of the Edges bound with Silk Binding	"	"	"			
			1	6	"			
			"	"	"			
		Advance on the White Beaver	2	"	"			
0	Mar 22	Altering a Blue Coat taking in the side seam taking in the Sleeves shortning Cuffs &c	"	"	"			
			"	12	"			
	23	Altering a Corbo Coat letting out the Shoulders Neck made larger and taken in the side seam	"	"	"			
			"	10	6	9	0	6
		Altering a Blue Coat made less in the eye and Sleeves shorter higher on the Shoulder	"	"	"			
			"	7	6			
			"	6	"			
b	25	Altering a Beaver Dressing Gown New Buttoned &c	"	"	"			
	28	Asuperfine White Beaver Gown made very long and full Body and Sleeves lined with the finest Welch Flannel and the whole of the Edges bound with Silk Binding	"	"	"			
			1	6	"			
			"	"	"			
		Advance on the White Beaver	2	"	"			
	30	Altering an Olive Great Coat taking out the Back seam sides and Shoulder Collar taken of and piece round the Neck	"	"	"			
			"	14	6	9	14	0
						125	0	11


1809 -	Amount brought forward				125	0	6
Mar 30	A Superfine Blue Coat (costing Gown made new long and full interlined with the finest Welch Flannel Body lined with Silk and Silk Pockets the whole of the Edges bound with Silk Binding)	"	"	"	10	10	"
31	Cleaning and repairing all Dressing Gown	"	9	"	10	19	"
Apr 1	A Superfine Blue Undress Field Marshal's Uniform Scarlett Cuffs Collar Uniform Breeches Advances on Cloth	"	"	"	0	5	"
	Advances on Cloth		2	2	"		
	Altering 6 White Marsailles Waistcoats broad Welts added Waistcoats shortened - taken in the Side seams and New Pockets	"	"	"	1	4	"
	Furnishing Marsailles for New Welts	"	12	"	12	3	0
2	Altering Blue Coat made higher in the Neck and the Collar taken in behind	"	"	"	"	6	"
	Altering a d ^o made shorter in the waist side seams opened and sleeves raised	"	"	"	"	10	6
	Furnishing Cloth and Silk for d ^o	"	7	6			
	Superfine Windsor Uniform Scarlett Collar Body lined w th Silk & Uniform Breeches	"	"	"	7	17	6
	Advances on Cloth		2	2	"	11	3
							6
							0



 £ 159 6 0

John Weston Taylor
 Sewer & Binding 5th Apr 1809. £159-6-0
 1809. 4.

March 1809.



Bought of F. Ballhorn,
 FURRIER,
 To HIS ROYAL HIGHNESS THE
 Prince of Wales,
 N^o 28, Panton Street, Hay Market,
 Late Major & Ballhorn.

1809

April 21 for Valuen Som Sabell
 Furrs £ 1. 0

May 8 - for Cleaning His Royal
 Highness furrs 1. 1. 0


£ 2. 1. 0
 ✓

29493A

I Received the 2^d August 1809 of
 His Royal Highness the Prince of Wales by Genl. & Secy Treasr
 the Sum of Two Pounds Two Shillings the amount of the
 annexed bill for the quarters ended 5. July last

Stamp
 £ 2. 2. -
 2
 £ 2. 1. 10.

Ferdinand Ballhorn



Bought of F. Ballhorn,
 (FURRIER)
 To HIS ROYAL HIGHNESS THE
 Prince of Wales,
 N^o 28, Panton Street, Hay Market,
 Late Major & Ballhorn.

1809

April 21	for Valuen Som Sabell	
	Furrs	1. 0
May 8	for Cleaning His Royal	
	Highness furrs	1. 1. 0
		<hr/>
		£ 2. 2. 0

[Faint, illegible handwriting]



22

Number 1009

F. MacMahon - Ferris

2^d Ending 5. July L2-2.0

How 2
2. 1. 10

Wardrobe Payments Made in the Month of May 1809

In. Ferns & Co.	Crimson Thagg	in April 1809	✓	12	3
J. Weston	Taylor	By qua 5 th Janry 1809	✓	110	
Davidson & Co.	Taylor	do	✓	36	12.10
G. Steinback	Laceman do	do	✓	11	19.8
J. Amick	Perfumes	do	✓	55	5
J. Hooper	Linendrapes	do	✓	46	11.7
Jos. White son	Breechesmakers	do	✓	24	4.4
Chas. Aldrich	Linendrapes	do	✓	39	3.4
D. Brodrick	Taylor Brighton	do	✓	30	14.10
J. Stone	Shoemaker do	do	✓	7	3.10
W. Fleming	Hatter do	do	✓	2	10.4
J. Smith	Shaving Pottle	do	✓	1	10
Cater & Co.	Hatters	By qua 5 th April 1809	✓	16	2.8
J. Greaves	Glover	do do	✓	42	8.4
D. Taylor	Shoemaker	do do	✓	26	17.4
W. & G. Picknell	Hatters	By qua do	✓	9	4.10
Meyer & Miller	Shoemaker	do do	✓	4	11.4
Ordway son	Turner	do do	✓	4	3.4
Sarah Mills	Carriage of Linen	do do	✓	2	5
J. Group	Disbursements	do do	✓	10	16.4
				<u>Payments</u>	
				£ 494. 5. 2	

Balance in Hand 36. 7. 3.


Receipt 500

Total Receipts £ 536. 7. 3.

Payments 494. 5. 2

Balance in Hand £ 42. 2. 1.





1803

Warrick
Payments Made in
the Month of May 1709.

29495

His Royal Highness Prince of Wales London June 2nd 1809

Superfine Silk & Cotton Hose.



Bought of Joseph Greves,

ELASTIC BRACE MANUFACTURER

To his Royal Highness the Prince of Wales

AND GLOVER EXTRAORDINARY,

N^o. 13. Strand, opposite St. Martin's Church.

2 Dozen Allen Tan Doe gloves. ——— 72/- A J - 11-0

J. W. HAYMAN
1809

29495A
I Received the 2^d August 1809 of
His Royal Highness the Prince of Wales by Gen^l. John Buller Esq^r
the sum of Seven Pounds four Shillings the amount of the
annexed Bill for the quarter ended 5th July last

Joseph Greves

£ 7. 4. —
Stamp ——— 2
£ 7. 3. 10.

29495

His Royal Highness Prince of Wales London June 2nd 1809

Superfine Silk & Cotton Hose.



Bought of Joseph Greves,

ELASTIC BRACE MANUFACTURER


To his Royal Highness the Prince of Wales

AND GLOVER EXTRAORDINARY,

N^o 13, Strand, opposite St. Martin's Church.

2 Dozen allens Tan Doe gloves. — 72/ — £7-4-0

J. W. HATMAN
1804



March 1809

per Green's . . . Green;

Dr Ending 5. July 17: 4. 0

March 2
57. 3. 10