

29496

His Royal Highness Prince of Wales

D. J. Vincent & Son

1809

June 20. 1 Pair of Hesper Metal 3 Side Hugs 1. 16. 0
sars Hurs Rose Rowel -

29496A

I Received the 2^d Aug^r 1809 of
His Royal Highness the Prince of Wales by Gen^l John Mordaunt
the Sum of One Pound Sixteen Shillings the amount of
the annexed Bill for the quarter ended 5th July last

£ 1. 16. —

John Vincent



29496

His Royal Highness Prince of Wales

D. J. Vincent & Son

1809


June 20. 1 Pair of Hussar Metal 3 Side Hussars
sars Huss Rose Rowel -



1000

The Royal High School of Music
St. James's Palace

1000
June 20. 1809. The Royal High School of Music
St. James's Palace



March 1809.

H. Vigneron Spuomakers

St. Andrews 5. July 1809.

Dr Sir

His Royal Highness has signified
his intention to pay for the Colours which were presented
to the Mac Lord Tencibles. Mrs Sheraton's Bill is also
found to be correct

Your most humble Servant

Benjⁿ Gusthorpe

Carlton House

July 31st 1809

Mr. Hart

Ray Market

31 July 1809 Adorno

29498

Received the £. amount of
His Royal Highness the Prince of Wales by Gen. Jam. Skelton Treas.
the sum of Seventy Pounds four Shillings the amount
of the annexed bill for the quarter ended 5th April last

£ 70. 4. —
Shill. — 1 —

£ 70. 3. —

J. Smith



His Royal Highness the Prince of Wales
to George Webster

1009.

October th	36 fine Guba Holland shirts complete	86/	154	16	-
+	72 Lambrie pocket Handkerchiefs	16/6	59	-	8
	Marking Do with coronets & letters		1	16	
	72 India muslin neckcloths small	1.8/	64	-	16
	24 nightcaps 7/4 muslin neckcloths	20	24		
	24 Do 5/4 " "	16	19		4
	72 pocket Handkerchiefs complete		21	12	
			<hr/>		
			£ 345	-	12 - 1

6 approved

29499A

I Received on the 3^d November 1810 of
His Royal Highness the Prince of Wales by Gen^l Sam^l Aulsebrook
the Sum of One Hundred Pounds being the Balance of the annual
Bill of £ 345 12 whereon Received £ 245 12.

George Webster

Stamp £ 100 -
 " " 2 -
 £ 99 18 -

29499

His Royal Highness the Prince of Wales
to George Webster

1000.

October th	36 fine Guba Holland shirts complete	86/	154	-	16	-	1	
+	72 Lambrie pocket Handkerchiefs	16/6	59	-	8	-	1	
	Marking Do with coronets & letters		1	-	16	-	1	
	72 India muslin neckcloths small	1.8/	64	-	16	-	1	
	24 Nightcap 7/4 muslin neckcloths	20	24	-		-	1	
	24 Do 5/4 " "	16	19	-	4	-	1	
	72 pocket Handkerchief complete (closed)		21	-	12	-	1	
			<hr/>		345	-	12	-

6 Aprons

March 1809

Geo. Webster. Body Linen

Dr. London 10. Oct. F. 345. 12

paid my wife 100

paid my wife 145. 12

Balance 7 100 -

March 7 99. 8.



His Royal Highness the
Prince of Wales for Hussar

1010	S. Meyer & Meago	£ s. d.
Feb'y 2 ^d	A grey milt second cloth Hussar Jacket, richly Ornamented with scarlet silk braid &c as usual	} 9. 19. -
	A grey milt second cloth Hussar waistcoat, richly Ornamented with scarlet silk braid &c as usual	} 5. 19. 6
	Advance on cloth for Jacket and waistcoat	" 7. -
	Pair of milt milled Casemere pantaloons Ornamented with scarlet silk braid &c as usual	} 6. 19. -
	Advance on Casemere	" 13. 6
	A milt second cloth Hussar Pelice lined with scarlet Plush, Ornamented with scarlet braid &c as usual	} 16. 0. 10
	Advance on cloth for Pelice	" 4. 6
	A blue second cloth Hussar Jacket, Ornamented with Gold coloured silk braid &c as usual	} 10. 11. 11 ¹ / ₄
	A blue second cloth Hussar waistcoat, Ornamented with Gold coloured silk braid &c as usual	} 5. 19. 9 ³ / ₄
	Advance on blue cloth	" 13. -
	Pair of scarlet second cloth Hussar pantaloons Ornamented with gold coloured silk braid as usual	} 7. 17. 6
	A scarlet second cloth Hussar Pelice lined with scarlet Plush, Ornamented with gold coloured silk braid, as usual	} 10. 3. 0 ¹ / ₂
	Advance on scarlet cloth for Pelice and Pantaloons	" 16. -
	Two pairs of Pantaloons drawers	1. 1. -
	Repairing the Hussar full dress Suit & new leather furnished	" 10. 6
		<hr/> £ 06. 9. 9 ¹ / ₂
	deduct Stamp for cut	" 1. -
		<hr/> £ 05. 8. 9 ¹ / ₂

Myra & Margaret

W. J. Taylor

June 4th 5th July 1810

186. 8. 9

9

His Royal Highness the
Prince of Wales

1869

		So. Meyer & Meagor		P	S	D
Sept 16 th	Enlargening a blue General's of Hussar Pelice			"	12	-
	Enlargening a pair of white stocking Gen ^{ls} of Hussars Pantaloon			"	6	-
	Gold lace furnished for 2 ^o			"	10	-
	Adding 50 tassels, lace, and altering, and putting a silk puff to a scarlet General's of Hussar waistcoat			"	17	6
	50 rich gold tassels at 2 ¹ / ₉ , 2 ¹ / ₂ of gold cord at 4, 3 ¹ / ₄ of silk serge at 0 ¹ / ₆			"	7	13 10 ¹ / ₂
* 18 th	Altering a blue silver lined long Pelice and adding lace			1	18	-
	3 ¹ / ₂ of silver russia braid at 4 ¹ / ₉ , 9 ¹ / ₂ of figuring at 1 ¹ / ₉			1	10	-
26 th	Lengthening a blue reg ^t Pelice, and adding lace			1	19	6
	6 ¹ / ₂ of silver royal cord at 6 ¹ / ₉ , 5 ¹ / ₂ of best braid at 3 ¹ / ₉ and 3 ¹ / ₂ of figuring braid at 1 ¹ / ₉			2	19	3
30 th	Making longer a blue gold lace Gen ^{ls} of Hussar Pelice			1	7	-
	1 ¹ / ₄ of broad gold General's lace at 28, 1 ¹ / ₄ of narrow 2 ^o at 16 ¹ / ₂					
£21.2.4 ¹ / ₂ 1870	1 ¹ / ₂ of best braid at 4 ¹ / ₆ , 3 ¹ / ₂ of crimson silk plush			1	9	3
Jan 7/18	3 ³ / ₄ of extra sup ^o blue cloth for Opera Pelice at 45			7	11	10 ¹ / ₂
	14 ¹ / ₂ of blue silk serge at 0 ¹ / ₆			5	19	-
	32 ¹ / ₂ of blue silk french braid at 2 ¹ / ₆ , 22 bullion tassels at 2 ¹ / ₃					
	16 rich silk Olives at 1, French Wadding 30			9	5	6
	Making the Opera Pelice, trimmed with french braid and tassels, lined through with silk and wadded material,			4	14	6
	Extra rich black Cremen fur trimming			10	10	-
24 th	Altering the Opera Pelice, and adding more lace in front			3	5	-
	10 ¹ / ₂ of silk french braid at 2 ¹ / ₆ , 14 Olives at 1,					
	14 rich silk bullion tassels at 2 ¹ / ₃ , Gimp, chain & fringe for the hips 10 ¹ / ₆			5	9	-
	Carried over			67	17	3

1810

Brought Over

L. S. D.
67. 17. 3

Feb. 5,	3 ³ / ₄ of Extra superfine blue cloth for Reg. great coat at 45/	7. 11. 10 ¹ / ₂
	7 ¹ / ₂ of silk serge for body & sleeve lining at 8/6	2. 19. 6
	42 ¹ / ₂ of blue royal cord at 2/6, 6 tapes at 2/3, Gimp chain and fringe for the hips, 10/6, French wadding 30	12. 10. "
X	Cremona furnished to make out, silk pockets & materials	3. 14. "
	Making the Reg. great coat richly ornamented with royal cord and figuring braid &c	4. 14. 6
22 ^d	Altering a Opera Pelice, Making silk back lining in Gimp silk serge and wadding furnished	1. 1. 6
24 ^d	Re-lining the shirts of a Reg. great coat with Tattenet	" 9. 6
	3 ¹ / ₂ of white Tattenet at 5/6	" 19. 3
27	Sewing up a scarlet Pelice	" 7. 6
March 22	Altering a Reg. great coat made less	" 18. 6
"	1 ¹ / ₂ of extra sup. mixt cloth for Overalls at 45/	3. 9. "
	1 ¹ / ₂ of silk serge for pockets and facing at 10/6, buck skin leather for the bottom at 12/6, making, buttons & materials	3. 3. 9
	2 ¹ / ₂ of rich silver lace at 10, pair of steel Chains 12/6	1. 17. 6
24	Finishing and altering the Overalls	" 14. 6
25	Taking the white lining out of the shirts of a Reg. great coat, lining the same with blue Camblet and altering the lace work on the breast	18. "
	4 ¹ / ₄ of fine blue Camblet at 6/6	1. 9. 9
		<u>£ 114. 15. 10¹/₂</u>

29501A

I Received the 2^d August 1810 of His Royal Highness the Prince of Wales by Gen. L. A. Hulse Treas. the Sum of Fifty Pounds being the Balance of the annexed Bill for the quarter ended 5th April 1810.

Stamp
 £ 50. - -
 £ 49. 19. - -

for self & partner
 John Meyer

1810

Brought Over

£ s. d.
67. 17. 3

Feb. 4. 5,	3 ³ / ₄ of Extra superfine blue cloth for Reg. ^t great coat at 45/	7. 11. 10 ¹ / ₂
	7 ¹ / ₂ of silk serge for body & sleeve lining at 8 ⁰ / ₆	2. 19. 6
	42 ¹ / ₂ of blue oval cords at 2 ⁰ / ₆ , 6 tapes at 2 ⁰ / ₆ , Gimp chain and fringe for the hips, 10 ⁰ / ₆ , French Wadding 30	12. 10. "
X	Cremer furnished to make out, silk pockets & materials	3. 14. "
	Making the Reg. ^t great coat richly ornamented with oval cords and figuring braid &c	14. 14. 6
22 ^d	Altering a Opera Pelice, Making silk back lining in silk serge and wadding furnished	1. 1. 6
24 th	New lining the shirts of a Reg. ^t great coat with Tattenet	" 9. 6
	3 ¹ / ₂ of white Tattenet at 5/6	" 19. 3
27	Sewing up a scarlet Pelice	" 7. 6
March 22 ^d	Altering a Reg. ^t great coat on a de leep	" 18. 6
"	1 ¹ / ₂ of extra sup. ^t mixt cloth for Overalls at 45/	3. 9. "
	1 ¹ / ₂ of silk serge for pockets and facing at 8 ⁰ / ₆ , buck skin leather for the bottom at 12 ⁰ / ₆ , Making, buttons & materials	3. 3. 9
	2 ¹ / ₂ of rich silver lace at 10, pair of steel Chains 12 ⁰ / ₆	1. 17. 6
24	Finishing and altering the Overalls	" 14. 6
25	Taking the white lining out of the shirts of a Reg. ^t great coat, lining the same with blue Camblet and altering the lace work on the breast	18. "
	4 ¹ / ₄ of fine blue Camblet at 6 ⁰ / ₆	1. 9. 9

£ 114. 15. 10¹/₂

29501A

Received the 2^d August 1811 of His Royal Highness the Prince of Wales by Gen.^l Jam^s Hulke Treas.^r the sum of Fifty Pounds being the Balance of the annexed Bill for the quarter ended 5th April 1810.

Stamp £ 50. - -
£ 49. 19. - -

for self & partner
John. Meyer

		Brought Over	L. S. D.
1810			67. 17. 3
Feb. 4. 5,	3 ³ / ₄ of Extra superfine blue cloth for Reg. ^s great coat at 45/		7. 11. 10 ¹ / ₂
	7 ¹ / ₂ of silk serge for body & sleeve lining at 8/6		2. 19. 6
	42 ¹ / ₂ of blue oval cord at 2/6, 6 tapes at 2/3, Gimp chain and fringe for the hips, 10/6, French wadding 30		12. 10 "
X	Coarser furnished to make over, silk pockets & materials		3. 14 "
	Making the Regt. great coat richly ornamented with oval cord and figuring braid &c		4. 14. 6
22 ^d	Altering a Opera Piece, Making silk back lining in 90		
	Silk serge and wadding furnished		1. 1. 6
24 th	Re-lining the skirts of a Regt. great coat with pattern		" 9. 6
	3 ¹ / ₂ of white pattern at 5/6		" 19. 3
27	Sewing up a scarlet Piece		" 7. 6
March 22	Altering a Regt. great coat made up		" 18. 1
	" 1 ¹ / ₂ of extra sup. mixt. cloth for Overalls at 45		3. 9 "
	1 ¹ / ₂ of silk serge for pockets and facing at 8/6, buck skin, leather for the bottom at 12/6, making, buttons & materials		3. 3. 9
	2 ¹ / ₂ of rich silver lace at 10, pair of steel chains 12/6		1. 17. 6
24	Finishing and altering the Overalls		" 14. 11
25	Taking the white lining out of the skirts of a Regt. great coat, lining the same with blue Camblet and altering the lower work on the breast		18 "
	4 ¹ / ₄ of fine blue Camblet at 6/6		1. 9. 9
			<hr/>
			£ 114. 15. 10 ¹ / ₂

Wardrobe 1810.

J. Meyer & Magoe. . . Tailors

2^d Ending 5. April. . . £114. 15. 10


Rec^d in May 1811. . . 64. 15. 10


Balance . . . 50. 0. 0

1. —
49. 15. 0

29501

[Faint pencil sketches of architectural details, possibly a frieze or decorative border, consisting of a series of vertical lines and curves.]





Bought of Baker & Son,

TAILORS, TO HIS MAJESTY'S GREAT WARDROBE
ARMY & NAVY CONTRACTORS & CLOTHIERS IN GENERAL

24, Bedford Street, Covent Garden.

Where every Necessary Article for Foreign Outfit, may be had at a Short Notice, in all the Various Departments; and for General Exportation.

1810

Jan: 6	10 a Regimental Swords, extra Mounted, Chased Blade	4. 4. 0
	" a Regimental Doe Skin Belt	16. 0. 0
	" a Regimental Gorget ^{10/6} - a Regt Cock'd Hat ^{63/4}	3. 13. 6
	" a Solid Silver Regimental Breast Plate	2. 12. 6
	" a Rich Gold Bullion Sword knot	1. 1. 0
30	" a Patent Camp Bed, with Chintz furniture &c complete	16. 16. 0
	" an extra size Breakfast Canteen complete	4. 0. 0
	" a 2 feet solid Seath Portmanteau w th Shoe Magazine	3. 12. 6
	" 4 Fine Calico Night Shirts	all 9. 2. 7. 0
	" 2 Rich Black Silk Neckchiefs	all 8. 16. 0
	" a Portable Writing Desk, Bound with Brass, Nameplate	3. 13. 6
	" 3 handsome Table Cloths	3. 0. 0
Feb: 13	" 3 Rich India Silk Handkerchiefs	all 9. 1. 7. 0
Mar 10	" 1 1/4 yd fine Nash's Scarlet Cloth	all 13. 8. 3
	" 4 1/4 yd fine Buff Facing Cloth	all 11. 3
	" 3 1/4 yd fine Buff Cassimere	all 10. 10. 0
	" 1 yd fine White Cotton	all 3. 0. 0
	" 1 1/4 yd fine Buff Shaloon	all 5. 0. 0
	" 38 Coat & 3 Breast Regimental Buttons	all 16. 8. 0
	" a Rich Silver Regimental Groulet	1. 12. 6
14	" 2 Pair Elastic Cotton Knit Drawers	all 1. 4. 0
	" a Pair Regimental Skirt Ornaments	10. 6. 0
26	" Russia Matting for 4 Packages sent to Brighton	12. 0. 0
27	" 2 Pair Callico Sheets	all 3. 0. 0
	" 2 Calico Pillow Cases	all 8. 0. 0
	" 8 fine India Cotton Shirts with French Cambie fills	all 7. 8. 0
	" a fine Blue Camblet Best Coat, lined throughout w th scarlet	6. 6. 0
		4. 15. 0

Mrs. M. M. M. M. M.

1944. 18.

29503

His Royal Highness Prince of Wales. London March 6th 1810



Bought of Joseph Greves,

HOSIER, GLOVER and ELASTIC BRACE MAKER

To the Royal Family

N^o 13, Strand, opposite St. Martin's Church.

	1 Dozen Men Tan doe gloves	72s.	3 12 0
24.	1 Pair Men white kid gloves with stiff top		
	with lace removed from pattern pair	10/6	10 6
April	3	6 Pair Men buff Linck dress gloves	3/6
			1 1 0
			<u>5 3 6</u>

Received the 6th February 1811 of His Royal Highness the Prince of Wales by Gen^l Jam^s Aubrey Treas^r the sum of Five Pounds Three Shillings & six pence the amount of the annexed bill for the quarter ended 5 April 1810.

29503A

Joseph Greves.

	£ 5. 3. 6
Stamp.	2
	<u>£ 5. 3. 4.</u>

29503

His Royal Highness Prince of Wales. London March 6th 1810



Bought of Joseph Greves,

HOSIER, GLOVER and ELASTIC BRACE MAKER

To the Royal Family

N^o. 13. Strand, opposite St. Martin's Church.

	1 Dozen Men's Tan doe gloves	72s.	3-12-0
24.	1 Pair Men's white kid gloves with stiff top	10/6	" 10-6
	with lace removed from pattern pair		
April 3	6 Pair Men's buff Linen dress gloves	3/6	1-1-0
			<u>5-3-6</u>

29503

His Royal Highness Prince of Wales. London March 6th 1810



Bought of Joseph Greves,

HOSIER, GLOVER and ELASTIC BRACE MAKER

To the Royal Family

N^o. 13. Strand, opposite St. Martin's Church.

	1 Dozen Mens Tan doe gloves	72s.	3-12-0
24.	1 Pair Mens white kid gloves with stiff top		
	with lace removed from pattern pair	10/6	" 10-6
April 3	6 Pair Mens buff Lin ^{te} dress gloves	3/6	1-1-0
			<u>5-3-6</u>

Manuscript 1010

J. Grewes . . . Glover

Dr. Bunting 5. April. £5. 8. 6


Stamp

—

2

5. 8. 4

1810



To John Weston, Tailor

To their Royal Highnesses

The Prince of Wales, Dukes of Sussex, Cambridge & Gloucester.

Nº 37, OLD BOND STREET.

1810


Jan 20	Repairing a Brown Dressing Gown & furnishing	4	6			
	Silk for repairing the linings	3	"			
Feb 7	Repairing an Olive Coat & altering it	5	"			
	Altering an Olive Great Coat raised in	"	"			
	the neck & raised in the shoulders & letting	"	"			
	out the back	10	6	1	3	0
	Altering a House hold Uniform Coat the	"	"			
	sleeves made larger letting out the	"	"			
	shoulders and back collar made longer	"	"			
	and sleeves padded	9	"			
	Intertining the sleeves with Flannel	3	6			
	Altering a Blue Coat as above	9	"			
	Flannel for intertining the sleeves	3	6			
	Repairing a Scarlett Waistcoat	3	6	1	8	6
8-12	fine White Marseilles Waist Single	22	16	"		
9	Repairing Blue Coat Lapelled Collar	8	18	6	31	14
	and Lined with silk					6
	Altering an Olive Great Coat & new Buttons	"	3	"		
	D Uniform Coat Collar lengthened & enlarged	"	5	"		
	Furnishing new Black velvet collar	"	10	6		
	Altering another Blue Coat made longer &	"	"	"		
	widened in shoulders & new collar put on	"	7	6		
	Furnishing cloth for new collar	"	5	"	1	11
	Repairing Green Coat and silk & fairs	"	"	"		
	new Buttons and with Coat Buttons	"	5	6		
13	Altering a White Marseilles Waistcoat	"	3	"		
14	Repairing and new Buttons	"	2	6		
		10	6	1	1	6


29504 A
 Received the 2^d August 1811 of
 His Royal Highness the Prince of Wales by Gen^l Sam^l Hulse Treas^r
 the sum of One Hundred Pound & Seventeen Shillings being
 the amount of the remaining Balance of the Annexed Bill
 for the quarter ended 5th April 1810.

Stamp £100. 17/2
 / 100. 15

John Weston

forwarded 39 0 6





To John Weston, Tailor

To their Royal Highnesses

The Prince of Wales, Dukes of Sussex, Cambridge & Gloucester.

Nº 37, OLD BOND STREET.

1810

Jan 20	Repairing a Brown Dressing Gown & furnishing silk for repairing the linings	4	6			
Feb 7	Repairing an Olive Coat & altering it	5				
	altering an Olive Great Coat raised in the neck piece in the shoulders & letting out the back	10	6	1	3	0
	altering a Household Uniform Coat the sleeves made longer letting out the shoulders and back collar made longer and sleeves padded	9				
	interlining the sleeves with Hammel	3	6			
	altering a Blue Coat as above	9				
	Hammel for interlining the sleeves	3	6			
	Repairing a scarlett Waistcoat	3	6	1	8	6
8	12 fine White Marseilles Waist Single B	22	16			
9	Repairing a Blue Coat Lapels & gills and lined with silk	8	18	6	31	14
	altering an Olive Great Coat & new Buttons	3				
	D Uniform Coat collar lengthened & enlarged	5				
	Furnishing new Black velvet collar	10	6			
	altering another Blue Coat made longer & wider in shoulders & new collar put on	7	6			
	Furnishing cloth for new collar	5		1	11	0
	Repairing Green Coat and silk & fairs new Buttons with coat Buttons	5	6			
13	altering a White Marseilles Waistcoat	3				
14	Repairing and new Buttons a Blue Coat	2	6			
	Furnishing Gilt Buttons for do	10	6	1	1	6
	altering a Great Coat made less in the body and skirts larger in the sleeves and eye braided under the arms	7	6			
	altering a Blue frock eye raised sleeves & out	7	6			
	do another raised in breast Lapels length	7	6			
	Furnishing boyd cloth for do	10	6			
	altering brown G Coat made less in body & skirt higher under the arms sleeves raised in shoulders	9		2	3	0
	of forward			39	0	6

Year	Description	Quantity	Price	Total	Balance
1800	Amount brought forward			39	0 6
Feb 17	Altering all white Waistcoat piece in Shoulders Neck	5	"		
19	Altering Blue Coat Lapels off Collar shortned	10	6		
20	do Blue Coat piece in Shoulders Neck Back foreparts	7	6		
	Silk Linnett found to piece the Back lining	3	"		
	Altering 3 White Waist taking in Neck Should Collar	6	"	1	12 0
21	Repairing and altering 2 White Waistcoats	6	"		
	do 2 others piece in Neck Shoulders let out Waist	7	"		
	Altering Blue Coat piece round the eye Sleeve raised	"	"		
	on Shoulders taken in the top of the sleeves	7	6		
23	Altering Blue Coat made less in eye longer in	"	"		
	Shoulders Neck Sleeve brought higher on foreparts	7	"	1	7 6
24	Altering Great Coat Buttons mod. fore Sleeves layer	3	6		
	do Blue Coat Sleeves taken out do Breast widened	5	"		
	Silk furnished to piece the Back lining	3	"		
26	Acquiring Blue Cloth Andrews Windsor	"	"		
	Frack Single B. Scarlett Cuffs Collar Uniform 10	"	"		
	do Linnit with Silk	10	10		
	Altering Blue Coat Shoulders let out Collar widened	5	6	11	7 0
Mar 2	1/2 fine White Massacilles Waist Single B.	22	16		
	Altering an Andrews Windsor Uniform the collar	"	"		
	off Sleeves out piece in Neck New Lapels facing	12	6		
	Furnishing Cloth for do	7	"		
	Altering another Sleeves out raised on shoulder	7	6		
	do another side seams taken in Sleeves raised	"	"		
	and made larger across the Neck	10	6		
	Altering another as above	10	6		
	do another made wider across the Breast	5	"	25	9
5	Altering Blue Frack letting out side seam made higher	"	"		
	under the Arms shoulder seams taken in Neck	15	"		
	made longer piece under the Arms & New outside	"	"		
	Collar - Cloth furnished for do	7	6		
7	Acquiring Blue Frack Lapels Silk Butt & Linnit with	8	18 6		
	Fitting a Needle Case with Silks and Needles	8	"	10	9 0
9	Altering Blue Coat Collar off Sleeves out - side seams	"	"		
	out Lapels off Breast taken in Sleeves Shoulders	15	"		
	let out -	"	"		
	Altering do again the sleeves out Collar off	"	"		
	the cuffs off - piece under the eye and Sleeves raised	7	6		
	Altering allindros Uniform Coat Eye enlarged	3	6		
	do at Bracon Coat Collar lengthned widened made	"	"		
	wider in the eye and New outside Collar	8	"		
	Furnishing Cloth for do	5	"	1	19 0
				11	14 0

1809—		Amount brought forward	29505					
0	6	Mar-10	Altering Brown Coat again collar altered Sleeves raised	7	6			91 4 0
			D ^o Blue Frock Waist shortened and pinned at hips	8	6			
		12-	Adupifine Olive Frock Lappl ^d Coll ^r & lined w th Silk	8	18	6		
		13.	Altering a Cobean Coat Sleeves out raised on the	"	"	"		
1	12		shoulders piece taken out of the Collar		6	6		
			Altering a Blue Frock as above		6	6	10	7 6
		15	Altering a Blue Frock taking in the sides pinned up	"	"	"		
			the eye and piece taken out of the sleeves		5			
			Altering a White Waistcoat made larger in hand		"	"		
7	6		ers and pieces put in		3	6		
		16.	Adupifine Blue Frock lined w th Silk & Mill ^d B ^l	8	18	6	19	7 0
		17	Altering a Blue Windsor uniform Collar off & new outside		6	"		
			Scarlett Cloth for new Collar		7	6		
			Altering an Olive Coat made wider in waist		"	"		
			higher under the arms & lower in collar		8	6	1	2 0
			Altering another Windsor uniform Coat the		"	"		
7	0		collar lowered and new outside collar		5	"		
			Furnishing Scarlett Cloth for collar		7	6		
		21.	Altering an Olive Coat letting out the shoulders		"	"		
			taking in the eye collar lengthened & Mull raised		4			
		22	Adupifine Olive Frock Lappl ^d Coll ^r & Silk Lining	8	18	6		
			Altering d ^o made higher in the Mull &c		7	6	10	7 6
		24.	Altering Olive Coat made larger in the eye sha-		"			
			ter in the lappl ^d & narrower & shorter in skirts		7	6		
		26.	Altering d ^o again shortening the waist raising		"			
5	9		the eye making collar narrower shortening d ^o		"			
			and taking Piece out of the skirts		12	6		
			Altering another side seams taken in made		"			
			tighter under the arms Skirts short ^d & collar alt ^d		10	6	1	10 6
		27.	Altering a Blue Frock pinned in the eye collar taking		"			
			off and made new		5	6		
			Altering another as above		5	6		
		28.	Altering an Olive Coat taking in the eye &		"			
			letting out the shoulders collar made narrower &c		8			
			Altering a Blue Frock eye altered Pieces put in Skirt		9			
			Cloth found to fill up the facing		4			
			Altering a Blue Frock in the eye raised in collar		6	6		
			Altering an Olive d ^o as above		6	6		
19	0	29	Altering another Lappl ^d of Buttons moved four pads	9			2	14 0
1	4		taken in sleeves shortened & extra Hole made at knee & in		13	6	12	6

1810	Amount brought forward				126	12	6
Mar 29	Altering Blue Coat piece all round the gorge & shoulder piece taken out of eye taken in the sides and Collar altered			10	6		
	Altering another stutched in the gorge & piece put in the shoulder pieces taken out of the eye and fullness out of the sleeve			9			
	Altering a Blue d ^e piece in the shoulders Collar taken in and altered in eye			8	6		
	Altering d ^e and collar let out			4		1	12 0
31	Altering an Blue Coat, piece up shoulders and round the eye			7	6		
Apr 2	Repairing and new Buttoning Blue Coat Furnishing gilt Buttons for D ^e			5			
				10	6		
3	Repairing Blk Cloth Coat Lapp ^d lined w th silk Black Cassimere Waistcoat Single B ^r with silk back facings			8	18	6	10 1 6
	Furnishing new silk Bodice and Sleeve lining to Brown Bath Coating Banyan repaired						
	Altering 2 Blk Cass Waist letting out side seams Furnishing good silk for D ^e			7			
4	A french Black Coat lined w th silk Hon ^d Black Cassimere Waist Single Breasted silk back and facings			8	18	6	12 19 0
	Altering a Black Coat letting out the collar & the sleeves thrown higher on the shoulder						
	Altering another letting out the sleeves made larger in the eye and press						
	Altering a Blue d ^e made narrower in the collar moving the star and pressing						
	Altering 2 Blk Waistcoats piece up the sides with silk and made larger						
				7		3	13 0
				£ 154			18 0

12 6

12 0

1 6

9 0

9 0

9 0

29505A

March 1810.

John Weston Tailor

Dr. Ending 5th April 1775-18

Received in May 1811. ———— 54. 1.

£ 100 17

Stamps. ———— 2.

£ 100. 15.

59. Quarterly Abstract of H.R. 11 Wardrobe from 5 Jan^r to 5 April 1810.

<u>J. Weston</u>	<u>Sailor</u>		
1 Windsor Frocks		10	10 0
3 Blue Frocks		26	15 6
2 Colored coats do		17	17 :
2 Black Frocks		17	17 :
2 White Waistcoats		45	12 :
2 Black do		5	3 :
alterations		£ 123	16 6
		31	1 6
		£ 154	18

<u>Meyer & Meigoe</u>	<u>Sailors</u>		
1 blue Opera Dress Fur Tr.		46	14 10
1 Reg ^t Minkash (own Fur)		31	9 10
1 grey Reg ^t overalls silver		9	4 9
alterations omitted Sept ^r last		37	9 6
do. during this quarter.		21	2 4
		6	4 =
		£ 114	15 10

<u>Davidson & Co.</u>	<u>Sailors</u>		
4 p ^r drab worsted pantaloons		14	=
2 p ^r buff do. do		7	=
2 p ^r black silk do. (own L. 190)		9	16 =
		30	16 :
various jobs repairs		7	4 =
		£ 38	0 0

<u>J. Amick</u>	<u>Perfumer</u>		
articles in care of M ^r guard		£ 62	6 6

<u>D. Taylor</u>	<u>Bootmaker</u>		
2 p ^r superior Pump Boots		7	7
2 p ^r do Shoe Boots		6	6
3 p ^r Walking Shoes		3	6
2 p ^r Blk High shoes		1	4
various jobs		2	10
		£ 21	1 0

<u>F. Cater</u>	<u>Hatter</u>		
1 Cocked Hat Green B. Feather		9	9
2 round Hats		4	4
one Silk Cap Cover Reg ^t		=	7
various jobs		1	= 6
		£ 15	0 6

<u>Cath. Dusquier</u>	<u>Ribbons</u>		
1 shirts	For a boy		
2 p ^r Hose	Lin Stables	2	11 =
2 Black Stocks			
2 p ^r White		1	4 6
various Ribbons		1	6 6
		£ 5	1 6

<u>J. Greves</u>	<u>Glover</u>		
1 dozen riding gloves		3	12
6 p ^r afternoon do		1	1
1 p ^r Installation kid do		=	10 6
		£ 5	3 6

<u>John Sloper</u>	<u>Linendraper</u>		
Flannel in 1808.9.10		£ 2	12 6

<u>A. Ordway</u>	<u>Suiter</u>		
1 set shoe brushes for			
1 do cloth	Footmen	1	9
1 Mile G.			
1 set shoe wardrobe		=	9
1 do cloth do		=	14 6
		£ 2	12 6

<u>J. Smith</u>	<u>Shaving Paste</u>		
12 Pots Shaving Paste		£ 1	10 0

<u>Total Abstract</u>			
John Weston		154	18
Meyer & Meigoe		114	15 10
Davidson & Co.		38	=
John Amick		62	6 6
David Taylor		21	1 =
F. Cater		15	= 6
Joseph Greves		5	3 6
John Sloper		2	12 6
Ann Ordway		2	12 6
John Smith		1	10 =
Catharine Dusquier		5	1 6
J. G. Troup		7	16 8
		£ 430	10 5

Delivered at the Duchy of Cornwall office
25th April 1810. J. G. Troup

For Privy Purse Bills
turn over.



Privy Purse Bills delivered with the foregoing

Davidson . . . G^o Tailors

a blue and gold Full dress of W. domestic Uniform Broad & Narrow Lau M. Wallier	}	45	=	-
16 Suits as above Single Lau 37.15.		605	10	-
		∑ £	650	10

Edward Orme . . . Printseller

a corrected Proof of L ^d Nelson	2	2	
No. 2 of Cabinet Gallery	2	12	6
	∑	4	14

R. Dighton . . . Drawings

16 original Portraits drawings	16	16	0
--------------------------------	----	----	---

E^d Jeffery . . . Bookseller

Vol. antiquarian Repository 5.5	}	9	18	6
Binding do in blue morocco gold & Little Ends 3.13.6				

Printed by the Government Printer, London, 1855.

Abstract of the

of the

of the

of the

of the

of the

of the

of the

of the

of the

Wardrobe Abstract
for quarter ending 5 April 1810.

£430.10.5.

29507

His Royal Highness, Prince of Wales London May 23rd 1810



Bought of James Chalk,



GOLD & SILVER LACEMAN,

(Successor to M^r Ballard)

At his Manufactory, N^o 1, next door to Northumberland House, Strand.

To rich Gold Epl^t Taken in a french
Prize by Captain Newman of the Hero

To a Gold Strap to wear on the left
Shoulder to match I No

	2	2
	<hr/>	
	L	10. 2

Her Royal Highness Princess Wales

to 5 July . . . £10.2.0

J. Chantrell . . . gold & pearls

Princess Anne 1817

His Royal Highness The
Prince of Wales for Hussar

		S. S. D
1810	To Meyer & Meagoes	
June 9,	A blue second cloth Hussar Jacket ornamented with gold coloured silk braid as usual for Sabo	10. 16. 11 $\frac{1}{4}$
	Advances on cloth	" 0. 6
	A scarlet second cloth Hussar Pelice, ornamented with gold coloured silk braid &c as usual for Sabo	10. 3. 0 $\frac{1}{2}$
	Advances on cloth	" 0. 6
	A blue second cloth Hussar waistcoat, ornamented with gold coloured silk braid &c as usual for Sabo	5. 19. 9 $\frac{3}{4}$
	Advances on cloth	" 4. 6
	Pair of scarlet second cloth Hussar pantaloons ornamented with gold coloured silk braid &c for Sabo	7. 17. 6
	Advances on cloth	" 7. 6
	A pair of pantaloons drawers	10. 6
		£ 44. 17. 5 $\frac{1}{2}$

Meyn & Menges
Taylor

June 10, October 1810

L168-9-3

44-17-5



Bought of Baker & Sons.
 TAILORS, TO HIS MAJESTY'S GREAT WARDROBE,
 ARMY & NAVY CONTRACTORS & CLOTHIERS IN GENERAL.
 24, Bedford Street, Covent Garden.

Where every Necessary Article for Foreign Outfit, may be had, at a Short Notice, in all the Various Departments; and for General Exportation.

1810

Aug 27	2 Patent Sofa Camp Bed, with Bedding complete	v. 16. 16	—
	, 2 Pair fine Calico Sheets, £3. — 3 Stout Calico Pillow Cases ^{12/6}	v. 3. 12	—
	, an extra large size Military Trunk, with Leather cover, and two lift out Trays	v. 5. 19. 6	—
	, a Breakfast Cabinet complete with Brass Plates	v. 3. 12. 6	—
	, a richly mounted Regulation Sabre	v. 4. 14. 6	—
	, a White Doe leather Belt	v. 1. 7. —	—
	, a Rich Crimson Silk Sash	v. 3. 3. —	—
	, a Regulation Gorget	v. — 12. 6	—
	, a Solid Silver Regimental Breast Plate	v. 1. 10. 6	—
	, a handsome Blk Beaver Infantry Cap, complete	v. 3. 3. —	—
	, 3 Table Cloths	v. 2/6 v. 3. —	—
	, 6 fine Muckabagh Towels	v. 2/6 v. — 15. —	—
	, 3 Pair Cotton knit Pantaloon Drawers	v. 2/6 v. 1. 16. —	—
	, 12 Pocket Handkerchiefs	v. 2/6 v. 3. 3. —	—
	, 6 Pair long Cotton Hose	v. 2/6 v. 1. 7. —	—
	, a Dressing Case complete	v. — 18. —	—
	, 3 Pair White Doe Skin Military Gloves	v. 5/6 v. — 16. 6	—
	, 2 Rich Black Silk Neckchiefs	v. 2/6 v. — 17. —	—
	, a Pair Reg. Rosettes & a rich Gold Bullion Spauld ^{2/6}	v. 1. 3. —	—
	, a handsome Serbeh Carpet	v. 2. 17. —	—
	, 2 Russia Matto for Packing Bed & Trunk	v. — 7. —	—
	, a Solid Leather Portmanteau, with Oil Clo. Cover & L ^{2/6}	v. 3. 12. 6	—
	, an Oil Skin Cover for Hat & a Sword Bag ^{2/6}	v. — 8. —	—
	, 6 fine India Cotton Shirts, with fulls Minicollars ^{2/6}	v. 6. —	—
	, 4 Stout Cotton Night Shirts	v. 2/6 v. 2. 7. —	—
	, a Portable Dish complete	v. — 2. 12. 6	—
		v. £76. 10. —	—

Messrs. Panton & Co
Genl Messrs. Financiers

76. 10 -
74. 15.

151. 5 -

His Royal Highness the Prince of Wales

1810

To Meyer & Meuzoe

L. S. & D.

July 14 th	Adding gold lace to a pair of stocking Overalls and facing them with silk serge	} 0. 6
	2 1/2 rich gold generals lace at 16/ and silk for facing	2. 12. 9
18 th	Preparing a pair of blue waist Casemore pantaloons to try on	" 5. 6
30	Adding lace and making a loop higher to a Regimental Sack	" 12. 6
	2 1/2 of silver royal cord at 6/9, and 5 buttons for do	" 10. 6
	Adding 4 loops to a scarlet undress generals of Huss Sack and altering the same	} 2. 7. 6
	2 3/4 of gold royal cord at 8/9, 1/2 of broad Gen. lace at 20	} 2. 16. 1
	3/8 of narrow at 16, 2 1/2 of waistcoat braid at 2/6, and	
	4 1/2 of gold figuring braid at 1/9	
	6 gold tassels at 2/9, 1 1/2 of silk serge 4 large & 8 small buttons	1. 10. 6
Aug. 1 st	Making a new collar to a Regimental Sack, yellow cloth, and Casemore furnished for do	} 1. 10. "
	5 3/4 of silver brest braid for do at 3/9	1. 1. 6 3/4
	Preparing a Field Marshals Uniform to try on	" 14. "
	Enlargening the brest of a white Marscelle, Gent of Huss waistcoat, adding three loops higher and new backs to do	} 2. 0. "
	3 1/2 of gold royal cord at 4/10, 5/16 broad generals lace at 20, 6 gold tassels at 2/9, 9 generals buttons, white Marscelle for new collar, and Callico for backs	} 2. 12. 1 1/2
	Preparing a blue undress generals of Huss Piece to try on	" 7. 6
	Preparing a pair of light blue Cas. pantaloons to try on	" 2. 6
	Adding two loops higher on each side, to a blue undress Gent of Huss Piece, enlargening the body, lengthening the sleeves and making in round at the bottom &c	} 2. 5. "
	4 1/2 of gold royal cord at 8/9, 3/8 broad generals lace at 20	} 5. 1. 3
	1/4 of narrow lace at 16, 7 1/2 of figuring braid at 1/9	
	4 gold tassels at 2/9, 6 buttons, 1/2 silk & some Persian furn.	
		27. 13. 9 1/4
	Con, over	"

	Amount brought Over	L.	S.	D.
1810) Aug ^r 2 ^d Put new fur trimming to a blue Huss. Pelice & repairing it		37	13	9 1/4
New Persian Fur trimming		9	9	-
4 th Adding gold lace on the seams of a pair of blue stockings pantaloons			9	6
3 1/2 Gold brest braid at 4/9; 6 1/2 of waistcoat braid at 3/6		1	17	7 1/2
" Adding two loops higher and altering a scarlet Gen ^l of Huss. waist		1	0	-
3 1/2 of gold royal cord at 4/10; 7/8 of narrow gold lace at 16				
2 1/2 of figuring braid at 1/9; 3 gold tassels at 2/3; some scarlet Casimer buttons and Collies furnished		1	15	9
" Remaking a scarlet Hussar Jacket to a waistcoat		1	4	-
Altering a Regimental waistcoat			2	6
" Superfine blue Casimer, and making a waistcoat richly laced with silver to Regimental pattern		3	6	6
25 1/2 of rich silver royal cord at 4/1; 13 1/2 brest braid at 3/3				
14 1/2 of stout figuring braids at 1/6; 20 1/2 of fine at 1/3		9	0	3
27 large plated ball buttons at 4/6; 54 small at 3/1				
Blue silk serge for backs and facings, yellow cloth for Collar, body lining and Materials		2	17	1 1/2
" Superfine white marcella and making a General's of Hussars waistcoat richly laced with gold		2	10	6
25 1/2 of rich gold royal cord at 4/6; 3 1/2 rich broad Gen ^l lace at 28/1		9	16	6
54 rich gold tassels at 2/3; 27 large General's buttons at 4/6				
54 small buttons at 3/3; Collies lining backs and materials		10	2	7 1/2
" Superfine blue cloth and making an Undress General's of Hussars Pelice, richly ornamented with gold		9	10	-
7 1/2 of extra rich broad gold General's lace at 28/1		9	16	-
6 1/2 of narrow S ^r at 16/1; 30 1/2 gold royal cord at 8		16	16	-
13 1/2 gold waistcoat braid at 2/6; 3 1/2 of figuring braid at 1/9				
40 gold fringe tassels at 2/9; 24 large buttons at 6/6; 60 small at 4/6		16		3
Silk serge for body and sleeve lining &c				
Pair of extra rich gold necklines and tassels		10	16	-
Extra rich Persian Fur trimming		9	9	-
A Silver Garter Star		1	15	-

Car^d Over $\frac{156}{4}$ 6. 10 3/4

P. D.
 13. 9 1/4
 7. ~
 9. ~
 9. 6
 17. 7 1/2
 0. ~
 15. 9
 4. ~
 2. 6
 6. 6
 0. 3
 17. 1 1/2
 10. 6
 16. 6
 2. 7 1/2
 10. ~
 16. ~
 16. ~
 ~ 3
 16. ~
 9. ~
 15. ~
 16. 10 3/4

29511

P. S. D

Amount Brought Over

156. 6. 10 3/4

1810
 Aug. 7th

7, Yellow silk and making a Regimental dress waistcoat
 richly faced with silver lace } 6. 4 9
 3 1/2 yds rich broad silver lace at 2 1/2 / 40 yds royal cord at 1 1/2 } 11. 10 -
 50 Plated buttons linings and materials } 2. 0 -
 Superfine blue cloth and making a Regimental Pelice
 richly ornamented with silver } 0. 0. -
 25 large plated ball buttons, 00 small, with serge for
 linings and materials } 5. 4 -
 42 yds of rich silver royal cord at 6/9. 20 yds bresh braid at 3 1/3 } 25. 11. 9
 70 yds of figuring braid at 1/9 }
 Extra rich Persian fur trimming } 9. 9 +
 Pair of extra rich silver necklines and tapes } 10. 10 -
 A Silver Garter Star } 1. 15 -
 Box & Looking } " 4. 6
 10, Superfine scarlet cloth and making a General of Hussars
 Undress Jacket, richly ornamented with gold lace } 9. 14 -
 6 1/4 extra rich broad General's lace at 28 - }
 6 3/4 narrower 8 - at 16 / 27 yds of royal cord at 8/9 } 24. 1. 3
 10 yds gold waistcoat braid at 2 1/2. 40 yds of figuring braid at 1/9 }
 50 gold fringe tapes at 2/9, 25 large and 00 small buttons } 10. 2. 9 1/2
 White silk linings Morocco leather and materials } +
 A rich silver Garter Star } 1. 15 -
 Superfine blue Casmere and making a waistcoat
 richly faced with silver the Regimental pattern } 3. 6 6
 25 yds rich silver royal cord at 1 1/2. 13 yds of bresh braid at 3/3 }
 14 yds of stout figuring at 1/6. 20 yds of fine at 1/3 } 9. 0. 3
 27 large buttons 04 small, blue silk serge for backs and
 facings yellow cloth collar, linings & materials } 2. 17. 1 1/2
 Box & } " 2. 6 +
 13, heightening a Reg^t waistcoat in the neck, 2 1/2 silver cord & 3 buttons } 1. 14 6
 " Enlargening a Reg^t Peck in the breast & making a new collar } 1. 16. -
 Yellow cloth and lining for collar. 2 1/4 royal cord at 0 }
 5 3/4 of silver bresh braid at 3/9 } 2. 9. 6 3/4

Car. Over

3/3 - 7. 4 3/4

29512

1810

His Royal Highness Prince of
Wallis Hussar

Bt of Geo Steinbach

July 28th a yellow Silk Sash —————

Sept 19 altering 2 Hussar Sashes —————

	£	s	d
July 28 th	6	10	—
Sept 19	1	0	—
	£	7	10

Inspected

Benjamin Gutsham

Castle Street

Leicester Square

for
His Royal
Highness
Prince of Wales
Servant

J. Steinbach

27.10.

His Royal Highness Prince
of Wales

£ s d

1870

By Geo Steinbach

Sept 24	a large Gold Nett Sash with Rich Quillion Tassels	50	—	—
	a Broad Gold Lau Belt with Plate & Burels	15	0	—
	One dito Smaller	12	0	—
		77	0	—

29513A
Received the 24th July 1871 of
His Royal Highness the Prince of Wales by Genl Saul Hulse Treas^r
the Sum of Seventy seven Pounds the amount of the Annexed
Bills for the quarter ended 10. Octob. 1870

Stamp £ 77. —
— 1 —
£ 76. 19. —

Geo Steinbach

29513

£ s d

His Royal Highness Prince
of Wallis
Pt of Geo Steimbach

1810

Septemr 24	a large Gold Nett Sash with	
	Rich Quillion Toppels	50 - -
	a Broad Gold Lace Belt with	
	Plate & Bevels	15 0 -
	One dito Smaler	12 0 -
		<hr/>
		£ 77 0

[Faint, illegible handwriting on a separate piece of paper]

His Royal
Highness Prince
of Wallis

20
20
20
20
20

Private June 1810.

Geo. Steinbach Embroiderer

27. Embroiding 10. Outfit £ 77-0-0

By bank ———— 1 —

£ 76-19-



To John Weston, Tailor

To their Royal Highnesses

The Prince of Wales, Dukes of Sussex, Cambridge & Gloucester.

Nº 37, OLD BOND STREET.

1810

July 14	Altering a blue coat the sleeves taken out & side seams raised, foreparts made longer, shoulder seams & back raised the neck made higher all round, lap? lengthend, side seams taken in, sleeves widened, buttons moved & collar made wider all round	1	1				
	Furnishing cloth for D ^o		5				
	Re altering D ^o the sleeves taken out, shoulder seams made longer neck raised all round - sleeves let out at top & a gore put in, back lining pieced out buttons moved, & new collar		18				
	Cloth furnished for D ^o		5		2	9	
19	A fine blue coat lap? & gilt buttons lined with silk	8	18	6			
23	Alter a blue coat the sleeves & shoulders out collar taken off & let out through the neck & behind sleeves lengthend at top, lap? shortend, collar lengthend and made broader, new outside collar		15	6			
	Cloth furnished for D ^o		7	6	10	1	6
24	New lining a brown Mars ^a Dressing gown		16				
25	Furnishing Cotton for D ^o						
	A fine plain blue coat lap? & gilt buttons lined with silk	8	18	6			
27	A buff striped Jean Dressing gown made in every respect as before	8	18	6	18	13	
31	Altering a blue coat, enlarging the shoulders & silk furnished to mend the sleeve linings		7	6			
	Repairing & rehairing 4 blue coats		4				
	Altering a Jean Dressing gown by letting out the back & sleeves		4	6			
Aug 2	A fancy printed Muslin ^s Dressing gown made as before	8	18	6	9	14	6
	Jan ^y over				40	18	0

		Brought over			40 18 "	
Aug	4	Altering a blue coat, taking in the collar & made narrower in the body, the eye taken in & altering the sleeves & skirts	"	"	"	"
			"	15	"	"
	7	Altering another Do in the collar & sleeves	"	5	"	"
		Altering a Windsor Uniform coat & moving the buttons	"	4 6	✓ 1 4 6	
	22	A fine blue coat Lap ^o & gilt buttons lined with silk	"	8 18 6		
		A fine dark mixt Frock, lined with silk	"	8 18 6		
		A fine grey mixt Do Do	"	8 18 6		
		A fine brown Do Do	"	8 18 6	✓ 35 14 "	
	24	altering a Windsor Uniform coat	"	9	"	
	25	Alter a blue Do made wider in the eye and the sleeves made to correspond	"	7 6		
		Silk waist furnished	"	4	✓ 1 0 6	
		Altering 2 black Casimere Waistcoats, collars lengthened - piece taken from the front eye, and letting out the back seam	"	6 6		
		Repairing a white Waistcoat	"	3	"	
		Altering a blue coat raising the sleeves on the shoulders - making the collar broader & new outside	"	10 6		
		Furnishing cloth for new collar	"	7 6		
		Altering a black coat, by raising the sleeves on the shoulders	"	5	"	
		A black silk Waistcoat, single breasted with silk back & facings	"	2 12 6	✓ 4 5 "	
	29	Altering a black coat & furnishing new lap ^o facings, putting in a new back, & new breast facings	"	1 4		
		Furnishing 1/2 y ^o silk serge	"	4	"	
		3/4 y ^o cloth for do	"	1 11 6	✓ 2 19 6	
		Altering a brown coat, collar made broader, and the breast narrower, the neck raised. lap ^o alt ^o & new outside collar	"	16	"	
		Furnishing cloth for new collar	"	5	✓ 1 1 "	
			brought over		87-2-6	

Bro: forward

87 2 6

Aug 29	Altering a mist coat, the collar make broader & breast narrower the neck raised & laps alt. and new outside collar	"	"	"					
	Cloth for new collar	"	5	"					
30	Altering the collar of a black coat in front and making the lappets to correspond	"	7	6	✓	1	8	6	
Sept. 1	A fine black coat Lap ^d & covered buttons lined with silk	"	8	18	6				
	Altering a black coat taking in the sides raising the sleeves - altering the eye & shorten	"	6	6					
5	A fine blue cloth Household Uniform coat Lap ^d the back & sleeves lined with buff silk and G.P. unif ^m buttons	"	10	10	"	✓	19	15	
	Black Velvet collar	"	"	"					
6	Altering a black coat, by raising the eye (Do another raising the eye & gorge &c)	"	5	"					
	Altering a blue coat, as above & piecing out the lappets at top - to correspond, & collar made broader &c	"	8	6					
	Furnishing cloth for new collar	"	7	6	✓	1	19	"	
7	Altering a black coat - shoulder seams let out & eye enlarged in front, gorge raised and letting out the sleeves	"	"	"					
		"	7	"					
10	A fancy Muslin Dressing Gown, as before	"	8	18	6				
11	A fine black coat, Lap ^d & covered buttons lined with silk	"	8	18	6	✓	18	4	
12	Altering a black coat, sleeves taken out & raised on the shoulders - enlarging the eye &c	"	7	6					
22	Altering pressing & repairing 7 coats - the pockets taken from the sides of each, & put in the facing, & pairing the edges afresh Furnishing pockets for do	"	3	3	"				
		"	15	"	✓	4	5	6	
			Can ^d over				13	2-14	6

1810

Brought over

132 14 6

Sept 25	Altering 3 white Waistcoats letting out the top of the backs, & repaired	"	"	"			
	A fine brown coat - Lap? & covered buttons	"	"	"			
	Lined with silk	8	18	6	✓	9	6
26	Altering a D ^o coat, made longer in the collar, sleeves lengthened & raised on the shoulders & let out	"	"	"			
	Furnishing cloth for D ^o	"	12	"			
	Altering a white Marsella Waistcoat	"	5	6			
		"	3	6	✓	1	1
29	Alterg an olive coat enlarging the eye letting out the shoulder seams - taking in the top of the sleeves - & raising the gorge	"	"	"			
		"	8	6			
Oct 2	Altering a brown coat cut off in front the sleeves taken out & the eye enlarged	"	"	"			
	Repairing a blue coat & new buttons, new silk hand facings	"	10	6			
		"	3	6			
	Furnishing gilt buttons	"	12	"			
	A white Marsella Waistcoat	1	18	"	✓	3	12 6
3	Altering a brown coat, the eye enlarged & sleeves made to correspond	"	"	"			
		"	9	"			
	Altering another D ^o as above, the laps taken in & new collar	"	"	"			
		"	14	"			
	Furnishing cloth for D ^o	"	7	6	✓	1	10 6
					L ✓ 148 4 6		

Wardrobe 1810.
 John Weston Tailor
 27th Bonding 10. October 1788-4-6
 Paid by Cheque 100
 £ 48 4 6

His Royal Highness The Prince of Wales

London

To B Carder & Co
 N^o 2 Leicester Place Leicester Square

1810						
Oct	3	Altering 3 Pair Nankens Col ^d Stocking Pantaloons	6/	18		
	11	do 1 " do do do	6/6	6	6	
		1 Blue Extra Superfine Cloth Coat Black Silk Sleeve & Back Lining		8	8	
	17	2 Pair Drab Col ^d Single Kerseymere Pantalons with Gaiter Bottoms Drab Col ^d Silk Serge Pockets & Facing		9	9	
		Altering a Pair Blue Kerseymere Pantalons furnished Blue Kerseymere			12	
	22	Altering a Pair Drab Kerseymere Pantalons			12	
	23	1 Pair Black Single Kerseymere Pantalons with Gaiter Bottoms	4	14	6	
		1 Pair do do do do	4	14	6	
				<u>£29</u>	<u>14</u>	<u>6</u>

✓
 ✓

Wardrobe 1011.

Henry: Carver Geo. . . Sailors

By ending's appt. £29. 14. 6

H. R. H. The Prince of Wales

Dr to A. Osborn

2 Regulation Officers Swords 10 Dr^{ns}
with extra Steel Scab.^{as} each — } 90/- £9-0-0

And 1 Bronzed Private Sword for 10.⁰⁰

82 Pall Mall Nov^r 8. 1870

Inspected

Benjamin Gutstrom

St. Osborn

79.0.0

8 Nov 1810

His Royal Highness
Prince of Wales
29518



London

180

Bought of **John Prosser,**
Manufacturer of ARMS & ACCOUTREMENTS to the King
(and their Royal Highnesses the
PRINCE of WALES, DUKES of YORK, KENT and CUMBERLAND,
No. 9 Charing Cross.

Date	Description	Amount	Particulars
Jan 5	2 Footmans sword 77/6 Belt 10/6 Reparing 2d Belt 5/1	4 11 0	Footman
13	2 Footmans 77/6 7. Belt 10/6	4 11 0	Footman
21	Cleaning Plate of a sword and repairing scabbard	1 1 0	Sold
	Repairing 2 Footmans Belts (Jan 27)	1 4 0	
	20 500 Number prepared for Army	12 10 0	Army
			31 1 0
Apr 11	Altering and adding to the length of embroidered Belt	1 10 0	Sold
May 8	Black Buff Waist Belt old Regulation	2 10 0	Army
	Repairing top to a Dagger	1 8 0	Sold
	Some 1/2 Gold round Knot flat Strap	1 10 0	Sold
			5 12 6
July 7	2 Middle gilt Lockets to Ross Scabbard	1 10 6	Sold
25	Engraving Scabbard of sword "from His M. H. the Mar. Marquis" "from His M. H. the Mar. Marquis" "from His M. H. the Mar. Marquis" An elegant gold emb Belt Oak Leaf from the middle for Marshal Marquis	13 6 1 1 14 17 0	Marquis Marquis Marquis
	2 Handsome Gold Knot for J. 3:6:0 2 Bags top	3 10 0	Sold
26	Regilding a Brass German Sabre very large Chape & Lockets	7 16 0	Sold
	2 Black Leather Card Knots 8/6:0 17:0 2 Knots 5/6:0 10:0 Bag top	1 10 0	Army
31	Long Manry 2 gold Belts 1:10:0. Repairing 5 Belts cleaning Whitening and Repairing 5 Belts on 2:0:17:6 2 Knives 1/6 New Ebony Mouth Piece to Horn New Silver Chain and Lion Head 3/4	2 11 0	Sold
Aug 10	An elegant Belt Knot 3:13:6 & Marmalade P. 1:1:0	4 14 6	Marquis
22	Repairing Locks & Sabre 10/6 Sept 2. 2 Gun Powder 5/10:0	1 10 0	Sold
Sept 16	New Metal Scabbard gilt all over & Regilding Belt &c	5 19 6	Sold
			44 14 6
Oct 12	2 Pieces Silk Cord for Army. 1/2 each	1 6 0	Army
Nov 10	Repairing Whetting sword and retouching P. New Copper Box and Black Card Paper 2 Black Silk Waist Belts with Black ornament	1 1 1 18 6 2 12 6	Sold S Army
			4 18 0
	Inspected		
	Benjamin Gutsham	1810	£ 86 6 0

1811 To Amount over quarters 1810. *Reformed* - 88. 6. 0

Feb. 11 3 *Antiques* Swords, 75/6. 18. 7. 6 5 8. *Both* 10/6. 2. 11. 6
 14 *Leather* & *Chamois* 3. *Embroidered* Belt
 26 1/2 *Gold* *Swords*
 Mar 20 a very *Elegant* *Gold* *Sword* *upon* *Thin* *Scabbard* &c
 an *Elegant* *Gold* *Knot* for *it*.
 1 *Bag* for *Sword*

21. 6. *Antiques*
 1 8 *Sell*
 7 6 *Sell*
 18 10 0 *Antiques*
 3 18 6 *Sell*
 2

25 6. 0

Apr 17 1 *Very* *Dark* *on* *Camels* *Hair* *of* *ear*
 19 3 *Antiques* *Sword* 75/6. 10. 0. 6 3 8. *Both* 10/6. 1. 11. 6
 29 a very *rich* *Gold* *Knot*
 May 7 An *Elegant* *Sword* *King* *Charles* *Pattern*. *W.M.P.* *Dup* *London*
 An *Elegant* *Gold* *Knot* for *it* 5. 18. 6 *Buy* *2/6*
 10 An *Elegant* *Sword* *King* *Charles* *Pattern* for *W.M.P.* *Duke* *of* *York*.
 An *Elegant* *Gold* *Knot* for *it*. 5. 18. 6 *Buy* *2/6*
 23 5 *Very* *rich* *Gold* *Knot* (for *Antiques*) 75/6
 June 8 *Repairing* *Thin* *Deer* *of* *Buy* *2/6* *5th* *Gold* *Knot* to *Buy* *2/6*
 19 a *White* *Silk* *Belt* *full* *mounted* 48/-
 a *Grey* *Silk* *Belt* *full* *mounted* 48/-
 8 a very *Elegant* *Sword* *King* *Charles* *Pattern* for *The* *Prince*

3. *Antiques*
 11 12. *Antiques*
 3 18 6 *Antiques*
 18 10 0 *Duke of*
 4 1 6 *Cambridge*
 18 10 *Duke of*
 4 1 6 *York*
 19 10 0 *Antiques*
 7 6 *Sell*
 2 8 *Antiques*
 26 10 0 114. 17. 0

114. 17. 0

Aug 12 a *Black* *Leather* *Scabbard* & *Locket* 4. *Elegant* *Sword*
 16 *Leather* *and* *Chamois* to *Staff* *Belt*
 20 *Leather* *and* *Chamois* *upon* *Walking* *Cane*
 a *Black* *Elegant* *Scabbard*. *New* *Locket*. *for* *Corp*

1 11 6 *Sell*
 1 2 6 *Sell*
 1 19 6 *Sell*
 3 15 6 *Antiques*

8 7. 0


Oct 19 *Antiques* *upon* *Saber* *Presented* *His* *Majesty* *Highness*
 by *Lord* *Byzant*
 23 a very *Large* *Elegant* *Embroidered* *Scabbard* to *round*
back *Blade* for *above* *Sword*
upon *Buy* for *it*
Lion *Mount* to *Gold* *Chain* *Belt*
 Nov 11. *Repairing* *Silver* *Enamelled* *Belt* *Plate*
 18 1 *W.M.P.* *upon* *Powder*
 Dec 28 a very *Elegant* *Embroidered* *Gold* *Saber* with *round* *Back*
 and *rich* *Thin* *Scabbard* *complete*
Buy for *it*.
 Oct 28 a very *Elegant* *Scabbard*

1 16 *Sell*
 18 18. *Antiques*
 2 6 *Sell*
 1 11 6 *Sell*
 8 6 *Sell*
 1 4 6 *Antiques*
 36 15 *Antiques*
 3. *Antiques*

59 19 0
 3 13 6

Total Amount of 1810 & 1811.

£ 318. 8. 6



Program 1870-1871
1870 — 26.6.0
1871 — 222.2.6
248.8.6
The Master 211 F. 8