

His Royal Highness, the  
Prince of Wales

	To Meyer & Meagoe	L. S. D.
1810 Oct <sup>r</sup> 10 <sup><sup>th</sup></sup>	2 <sup>1</sup> / <sub>4</sub> y <sup>d</sup> of superfine scarlet ladies cloth and making a Field Marshals frock deep Embroidered Uniform	7. 9. 6
	White casemire for facings, white silk serge for linings	4. 19. -
	Blue cloth for lappets cuffs and collar	15. 1. -
	6 extra rich gold Embroidered holes 3 <sup>1</sup> / <sub>6</sub> "	6. 10. -
	Rich gold Embroidered edging on blue	3. 7. 6
	48 Large and two small Uniform buttons at 12. pockets and Materials for the coat	22. 14. -
	A pair of very rich light Field Marshals Epaulets	" 12. 6
	A pair of very rich skirt Ornaments	3. 10. -
	A pair of Dies for buttons	" 10. -
	Shortening a blue regimental waistcoat	8. 11. 3
	A pair of fine white cotton stocking pants laced ornamented with a treble knot of gold braid	" 10. 6
	Cleaning a pair of silver laced Breeches	" 10. 6
	Cleaning a pair of gold laced pantaloons	4. 13. -
22 <sup><sup>d</sup></sup>	Superfine light blue mist cloth and making a pair of Regimental Breeches laced with silver	1. 19. 9
	Silk serge for pockets and facing, buck skin leather for the bottom, buttons and Materials	1. 17. 6
	2 <sup>1</sup> / <sub>2</sub> y <sup>d</sup> of silver lace at 10, & a pair of Chains	7. 11. 10 <sup>1</sup> / <sub>2</sub>
Nov <sup>r</sup> 28	3 <sup>3</sup> / <sub>10</sub> of superfine blue cloth for Reg <sup>t</sup> great coat at 45 <sup>1</sup> / <sub>2</sub>	5. 19. -
	14 <sup>1</sup> / <sub>2</sub> y <sup>d</sup> of blue silk serge for linings at 8 <sup>1</sup> / <sub>6</sub>	7. 15. 0. -
	45 <sup>1</sup> / <sub>2</sub> y <sup>d</sup> of blue silk roset cord at 2 <sup>1</sup> / <sub>6</sub> , 37 <sup>1</sup> / <sub>2</sub> y <sup>d</sup> of figuring braid at 1 <sup>1</sup> / <sub>2</sub>	3. 6. -
	5 <sup>1</sup> / <sub>2</sub> Day of silk Slaves at 12 <sup>1</sup> / <sub>6</sub> Boy	5. 10. 6
	Making the Regimental great coat ornamented with royal cord and figuring braid, silk pockets and Materials	" 15. -
Dec <sup>r</sup> 3 <sup><sup>d</sup></sup>	Repairing a blue great coat and repairing the fur trimming	2. 10. -
	Black Cremer fur furnished for do	116. 12. - <sup>1</sup> / <sub>2</sub>







IR GEORGE IV

1809

1797

*Faint handwritten notes in the left margin, possibly including the name "George IV" and a date.*




Wardrobe 1810.

Meyer & Magee Sailors

grt ending 5. Jan. 1811. £116.12.02

5





To John Weston, Tailor

To their Royal Highnesses

The Prince of Wales, Dukes of Sussex, Cambridge & Gloucester.

Nº 37, OLD BOND STREET.

Oct. 9	Altering an undress Windsor Uniform Frock, the eye enlarged	"	"	"			
	Neck raised, & collar lengthened	"	18	6			
	cloth furnish'd for new collar	"	5	6			
12	Altery another Do - sleeves lengthened at top	"	"	"			
	and enlarging the eye &c	"	8	"			
	Repairing 2 Waistcoats fastening the buttons, shoulders	"	"	"			
	pieced out, bottom furnish'd &c	"	6	"	11	18	"
16	Altering an undress Windsor Uniform coat, putting in	"	"	"			
	a new back, collar taken off made forwarder	"	15	"			
	in the eye, shoulders widen'd &c	"	"	"			
	Furnish'g cloth for new back, & silk for lining	"	18	"			
	Altering a Windsor Frock the sleeves made shorter	"	"	"			
	& narrower in the body eye rais'd & new Cuffs	"	9	"			
	cloth furnish'd for Do	"	5	"	2	7	"
19	Altering another Do - sleeves taken out & enlarging	"	7	6			
	A fine blue coat, Lap <sup>s</sup> & gilt buttons lined w <sup>th</sup> silk	"	8	18	6		
22	A fine black Frock Lapellets & covered buttons	"	"	"			
	lined with silk	"	8	18	6		
23	A black single Cassimere Waistcoat, single	"	"	"			
	breasted - silk back & facings	"	2	2	"		
24	White Marseille Waistcoats single breasted	"	45	12	65	18	6
Nov. 3	A fine black coat lined w <sup>th</sup> silk & gold buttons	"	8	18	6		
	A black Cassimere Waistcoat, single breasted	"	"	"			
	Silk back & facings	"	2	2	"		
	Advance for general Mowring	"	1	11	6	12	12
	ban <sup>d</sup> over	"				82	15-6



1810

	Amount brought forward				82	15	6
Nov. 5	Altering a black coat, collar taken off & made higher in the Neck, Laps shortened & let out, sides let out & eye raised front edge taken off, & made shorter the sleeves taken out all through	"	"	"			
	cloth furnished to make good the facings	"	18	"			
	Advance for general Mowing	"	5	"			
	Journey to Windsor	"	10	"			
			2	2		3	15
6	Altering a black coat taking the body collar & sleeves apart, pieced across the waist. Laps made shorter & cut off in the front skirt, lengthened at top & shoulders made wider	"	"	"			
	Furnish cloth for lap facings	"	18	"			
	Altering a black Waistcoat, letting out the shoulder seams, piece added to D. & raised behind	"	7	6			
	Advance for general Mowing	"	6	6			
	A fine black cloth Dress Waistcoat, single breasted with skirts - silk back & facings	"	18	6	3	10	6
	Altering a D. Waistcoat, letting out the back piecing the shoulders - lengthened & repaired	"					
	Adv. for general Mowing	"	5	6			
	Journey to Windsor	"	10	6			
			2	2		5	10
7	A fine black Dress coat single breasted, the sleeves interlined with flannel, & back with shalloon lined throughout with silk	"	"	"			
	Altering a black coat, buttons moved back on the lapell sleeves shortened, & collar alt.	"	9	19	6		
	Adv. for gen. Mowing	"	4	6			
	Preping 9 white Waistcoats & cleaning	"	"	"			
	Altering a black coat, taking in the body shoulders & sleeves - through the cuffs - piecing the eye, & raising the neck all round, collar lowered, sleeves shortened & cloth found for D.	"	18	"	11	2	
		"	9	"			
		"	1	4			
		"	6	"	1	19	
	Can. over				107	12	6



1810

Brought forward

107 12 6

Nov. 10	Altering a Dress coat, sleeves raised on the shoulders neck made higher, shoulder seams let out, Additional padding put in the collar & shoulders	"	"	"				
	Altering a dress Waistcoat raising the gorge laps made narrower at top, shoulders & collar interlined with cloth	"	"	"				
	Furnishing cloth for D <sup>o</sup>	"	4	6				
	Adv <sup>ce</sup> for general Mowing	1	1	"				
	Another Journey to Windsor	2	2	"	4	7		
17	Altering a black coat putting new forepart facings & back - Laps lengthened, back & sleeves interlined with flannel, & new buttons	"	"	"				
	Furnish <sup>g</sup> 22 Copenhagen Beaver buttons	"	9	6				
	cloth for D <sup>o</sup>	"	8	"				
	Alter <sup>g</sup> another as above except the Laps & buttons	1	1	"				
	cloth found for D <sup>o</sup>	1	11	6	5	2		
	Adv <sup>ce</sup> for general Mowing	"	"	"				
19	A fine black Frock Laps & bound buttons lined with silk	8	18	6				
	Altering a black coat, the sleeves taken out, & raising the gorge - collar made higher, lapels lengthened & made shorter	"	"	"				
	Adv <sup>ce</sup> for general Mowing	"	19	"				
	packing case	"	5	6	10	13	6	
	Altering & pressing 2 black coats, the shoulders let out & sleeves raised	"	"	"				
	cloth found to piece out	"	16	6				
	Realtering another D <sup>o</sup> raised in the gorge laps lengthened at top & pressed	"	"	"				
		"	5	6				
24	A fine black mixt cloth great coat, double breasted	9	19	6				
	Silk sleeve linings & pockets	"	15	"				
	Black Velvet collar & facings	"	15	"	12	11	6	
	Can <sup>d</sup> over				140	6	6	



1810

Brought over

140 6 6

Nov. 24	Altering a black coat, lett <sup>g</sup> out the sleeves through the cuffs	"	5	"			
26	altering another - D <sup>o</sup> laps made shorter, & a hole higher at the top, piece taken off the forepart, easing the upper shoulder seams let out, collar taken in. & new Cuffs	"	"	"			
	Furnishing cloth for D <sup>o</sup>	"	13	"			
	Altering another the collar shoulder seams & sleeves let out sleeves shorten'd forepart cut away, back sleeves & linings	"	5	6	2	7	"
	piece'd out - cloth found for D <sup>o</sup>	"	"	"			
27	Altering a Mist cloth great coat, lett <sup>g</sup> out the shoulder made wider in the eye, easing the sleeves on the shoulder neck raised, & the foreparts turn'd in - & putt <sup>g</sup> new Cuffs	"	12	"			
	Furnish <sup>g</sup> cloth for D <sup>o</sup>	"	6	"			
	Adv <sup>ce</sup> for Genl. Mowbray	"	1	12	2	10	"
Dec. 1	Altering a black coat Laps made shorter & cut off in front lett <sup>g</sup> out the shoulders & sleeves	"	8	6			
	altering another as above except the lapells	"	6	6			
	Re altering D <sup>o</sup> made to sit close in the body by taking a piece from the centre of the lapell, buttons set back, collar made narrower & longer	"	13	"			
	altering another, mak <sup>g</sup> lip at the top of the sleeve, & taking in the back seam, through the collar	"	4	6	1	12	6
6	altering another lett <sup>g</sup> out the back, & collar made lower	"	3	"			
	Repair <sup>g</sup> & press <sup>g</sup> another, & moving the buttons	"	3	"			
10	A fine black coat Lap <sup>s</sup> & bod <sup>y</sup> button silk linings	"	8	18	6		
	Repair <sup>g</sup> 2 blk coats, & new silk hand facings	"	6	"			
	Repair <sup>g</sup> 2 blk coats, & new silk hand facings	"	2	6			
	Repair <sup>g</sup> a pair of Musketo Trowsers	"	"	"			
12	alt <sup>g</sup> a blk coat pockets taken from the sides & put inside de	"	4	6	9	17	6
15	A fine green Mist case with scarlet leaves &	"	10	6			
22	altering a blk coat the collar made higher. & the gowge said de	"	7	6			
	cloth found for D <sup>o</sup>	"	3	6			
	altering another & repair <sup>g</sup> the sleeve linings	"	4	6	1	6	"
	silk furnish'd for D <sup>o</sup>	"	"	"			
		L					157-19-6



6-6

29521A

7 "

10 "

12 6

17 6

6 "

1-19-6





Wardrobe 1810

Sarah Weston . . . Tailor

Dr. Making 5 yards 1811. £157.19.6



No 25 Bedford St C. G.

His Royal Highness George Prince Wales

Bought of James & Joseph Silver

1807	June 3 To 2 Gold rich embroidered garters	24/	2. 8. -
	19 To 2 Gold rich embroidered garters	24/	2. 8. -
1808	Oct 29 To 3 Gold rich embroidered garters	24/	3. 12. -
1810	April 21 To 1 pair silver rich shoe roses	42/	2. 2. -
	To 1 pair large silver rich shoe roses	52/6	2. 12. 6
	Box		7. -
			<u>£ 13. 9. 0</u>
	June 14 2 Gold rich embroidered garters	24/	2. 0. -
			<u>£ 15. 17. 6</u>



Manuscript 1010.

J. G. Silber. Embroiderers

2nd ending 5. July. £15.17.6

Hand 21 14 8  
21. 16 10





29523

His Royal Highness the Prince Regent  
Bought of James & Joseph Silver

(FORMERLY BUNNELL & SILVER)

LACEMEN in Ordinary to his MAJESTY,

and H. R. H. the Prince of Wales.

25 Bedford Street, Covent Garden



1811

Feb 5 <sup>th</sup>	1 Goldarish unit garter	1. 4
	1 Goldarish unit garter on velvet	1. 4
Mar 5	2 Goldarish unit garters	24/ 2. 8
	1 Goldarish unit garter on velvet	1. 4
		£ 6 . . .


29523A

I Received the 7<sup>th</sup> November 1811 of  
His Royal Highness the Prince of Wales by Genl John Mordaunt  
the Sum of Twenty one Pounds Seventeen Shillings & Six pence  
the amount of the annexed Two Bills to 5 April 1811.

for Jas & Jos. Silver  
Jos. Jk. Silver

Stamp. £ 21. 17. 6  
          /           8  
          £ 21. 16. 10







29523

His Royal Highness the Prince Regent

Bought of James & Joseph Silver

(FORMERLY BUNNELL & SILVER)

LACEMEN in Ordinary to his MAJESTY,

and H. R. H. the Prince of Wales,

25 Bedford Street, Covent Garden



Silvester sc 27 Strand.



1811

Feb 5 <sup>th</sup>	1 Goldarick emb. garter	1. 4
	1 Goldarick emb. garter on velvet	1. 4
Mar 5	2 Goldarick emb. garters	24/ 2. 8
	1 Goldarick emb. garter on velvet	1. 4
		<hr/> £ 6 . . .



Wardrobe 1811.

Silver & Co . . . . . Saanen

St. Andrew's Square £6-0-0



His Royal Highness the Prince Regent

Bought of H. Water by Pall Mall

1811

March 23	An Iron Helmet blk varnished with brass top	}	£ 5 0	
	Guard scales & trimmings with feather ---			2 2 0
	A leather japanned helmet with brass top	}	3 6 0	
	Guard scales to 4 sides & trimmings ---			
	A leather japanned helmet with brass top	}	3 0 0	
	Guard scales to 4 sides brass plate & trimmings			
	A brass helmet brass top guard scales to 4	}	3 3 0	
	sides brass plate with G R & III & trimmings			
	An Iron helmet bronzed with brass top guard	}	3 0 0	
	scales to the sides brass plate with G R & 3 feet			
	trimmed --- --- --- --- ---			
			<u>14 11</u>	



Greeny June 1811.

J. Cater. . . . . Matter

Dr. Bonding 5 Oprie. . . . . F. 14. 11. 0



# His Royal Highness the Prince Regent

To Messrs. Meyer &amp; Meagoe

L. S. D.

1811			
Jan <sup>y</sup> 10 <sup><u>th</u></sup>	A superb fine blue cloth coat faced with the same, the sleeves and back lined with silk, gilt buttons and materials	} 8.. 10 6	
	Enlargening a blue great coat, with serge & braid furnished	1.. 7.. 6	
15 <sup><u>th</u></sup>	Enlargening a blue Opera coat, adding royal cord and braid, and new sleeves put on to do	} 1.. 12 ..	
	5 Doz & 10 silk sleeves at 7/6 <sup>00</sup> , 7 <sup>2</sup> / <sub>9</sub> of royal cord at 2/	} 4 14. 1	
	14 <sup>2</sup> / <sub>9</sub> of royal cord at 1/2, silk serge and Label furnished		
	Altering a Field Marshals Uniform & a piece of gold edging for do	" 11 "	
	Superfine blue cloth and making a Regimental dress Piece richly ornamented with silver, after Generals Pattern	} 8.. 8 ..	
	7 <sup>2</sup> / <sub>9</sub> extra rich broad silver lace at 2/6, 4 <sup>2</sup> / <sub>9</sub> of narrow at 1/6,	12.. 10 ..	
	2 <sup>2</sup> / <sub>9</sub> extra rich silver gimp chain at 8/19 <sup>2</sup> / <sub>9</sub> of waist coat braid at 2/3	} 26 13. 10 <sup>1</sup> / <sub>2</sub>	
	60 <sup>2</sup> / <sub>9</sub> of figuring braid at 1/9, 46 very rich silver tassels with tugs at 3/3 <sup>00</sup>		
	23 large plated bull. buttons at 6/6, 54 half balls at 4/6	} 5.. 14. 11 <sup>1</sup> / <sub>2</sub>	
	6 <sup>2</sup> / <sub>9</sub> of grey will serge for linings at 8/6, and materials		
Feb <sup>y</sup> 8 <sup><u>th</u></sup>	Changing the pockets, and altering a Field Marshals Uniform	" 12 6	
	A superb fine scarlet cloth Field Marshals Uniform, lined with silk, blue cloth facings, Casement turnbacks buttons & materials	} 16.. 6 ..	
	6 extra rich gold Orn braid and holes at 3/6 & gold embroidered edging	21.. 11 ..	
	A pair of very rich gold Field Marshals Epaulets & silver ornaments	23.. 6.. 6	
	Altering a Field Marshals Uniform, and adding a piece of gold edging to do	} 1.. 17 "	
March 5 <sup><u>th</u></sup>	Altering a Regimental Sack of the Old pattern, making to new pattern & adding three loops on each side	} 4. 10 ..	
	2 <sup>1</sup> / <sub>4</sub> of rich broad silver lace at 2/6, 5 <sup>1</sup> / <sub>4</sub> of narrow at 1/6, 4 <sup>2</sup> / <sub>9</sub> of royal cords at 6/9, 3 <sup>2</sup> / <sub>9</sub> of rusia braid at 6/3, 56 <sup>2</sup> / <sub>9</sub> of figuring braid at 1/9	} 14.. 6.. 3	
	2 <sup>1</sup> / <sub>4</sub> rich silver gimp with hangers at 7/3, scarlet cloth blue cloth silk serge 15 buttons and materials		
		} 9.. 7. 7-	
	Carried Over	162.. 6. 9	



1811

L. S. D

Amount brought Over		L. S. D
		162. 6. 9
March 5 <sup>th</sup>	Superfine extra blue cloth and making a Field Marshall's Austrian Uniform, with scarlet Cuffs and collar	7. 14. -
	42 Field Marshall's buttons, silk serge for back & sleeve linings, pockets and materials	3. 2. 6
	A pair of Very rich Gold bullion Epuletts	16. -. -
10 <sup>th</sup>	Making a new Embroidered collar to a Field Marshall's coat	1. 6. 6
	Embroidered collar for 3 <sup>o</sup>	1. 12. -
13 <sup>th</sup>	Lengthening the Lappets of a Field Marshall's Uniform Dec	1. 10. -
	8 Gold Embroidered holes for 2 <sup>o</sup> at 2/6, and 4 buttons	1. 12. -
	Altering a Field Marshall's Uniform	1. 18. -
	Put new sleeve linings & cuffs to an Opera pelee	1. 10. 6
	Silk sleeve linings 12/6, Label for cuffs 15/-	1. 7. 6
15 <sup>th</sup>	Altering a Field Marshall's coat	1. 6. -
20	Adding an Extra fringe to a blue Jacket & 2 1/4 silver fringe at 10	1. 16. 3
25	Remaking a Pelee to new pattern and adding lace to 8 <sup>o</sup>	3. 10. -
	3 1/2 of broad silver lace at 2/6, 4 1/4 of Shamoo at 16/- 12 1/2 of "	9. 4. 6
	figuring braid at 1/9, 1 1/4 of royal cord at 6/9	
	2 1/4 of very rich silver fringe with hangars at 7/3 and	
	2 1/4 of plain silver fringe at 15/-	0. 19. 9
	Black Crews for trimming	3. 15. 6
	Adding stars to a pair of Necklines and Altering	1. 5. -
	Altering the Regimental dress Pelee, enlarging the figures on the sleeves, and making with 5 rows of buttons	1. 16. -
	Silver bullion fringe for 2 <sup>o</sup> , 42, 10 1/4 of figuring braid at 1/9	3. 15. 3
	44 half ball buttons at 2/6	
	A pair of Very rich silver Gimp Necklines	9. 10. 6
	Black Crews for trimming	3. 15. 6
		<hr/> 244. 2. -



8  
9  
~  
6  
~  
6  
~  
~  
~  
6  
6  
~  
3  
~  
6  
~  
9  
6  
~  
~  
3  
6  
6  
~



Wardrobe 1811.

Meyer \$60. . . . Tailors

27<sup>th</sup> Binding 5 aprill. £244-20.

v



29526



To John Weston, Tailor

To their Royal Highnesses

The Prince of Wales, Dukes of Sussex, Cambridge & Gloucester.

Nº 37, OLD BOND STREET.

1811

January 3	Repair of and pressing a coat	"	5	"			
	+ Altering and pressing 20 white Waistcoats	1	10	"			
16	Repairing a black coat, & new butt <sup>s</sup> with cov <sup>d</sup> butt <sup>s</sup>	"	7	6			
19	altering another black coat	"	5	"	2	7	6
29	New buttons & press of a Windsor Uniform Coat	"	4	"			
	Furnishing Uniform buttons for D <sup>o</sup>	"	12	6			
	Altering an under Waistcoat & furnishing new back	"	10	6			
31	alter 5 white Marseilla Waistcoats made longer	"	7	4	1	14	6
Feb 7 12	Six white Mars <sup>a</sup> under Waistcoats	14	8	"			
13	Altering a Mist coat	"	6	6			
19	Altering a Great coat, making the sleeves shorter - moving the buttons &c	"	9	"	15	3	6
25	Alter of a black coat, the pleates rais'd, eye made higher rais'd in the neck, new outside sleeves, and new collar - the eye made tighter &c	"	12	"			
	Furnishing cloth for D <sup>o</sup>	"	10	6	1	2	6
27	Altering a Great coat, the collar lower'd in front Lower part of the eye rais'd, & sleeves thrown higher on the shoulder &c	"	18	"			
	Altering a black coat the eye made less, and the sleeves shorten'd &c	"	8	"			
March 4	Repairing & pressing 15 white Waistcoats	1	2	6	2	8	6
	Repairing & new buttons a black coat with cov <sup>d</sup> butt <sup>s</sup>	"	6	6			
	Furnishing silk serge for D <sup>o</sup>	"	3	"			
	Altering another - D <sup>o</sup> taking off the lapp <sup>s</sup> , reducing the breast, & buttons moved &c	"	8	6	"	18	"
	Can <sup>d</sup> over				23	14	6



1811

Brought forward

23 14 6

March 20

Altering a black coat, the collar taken off, and  
shoulders out pieced round the neck inside & out  
Laps made higher & taken in, buttons moved  
Furnishing cloth & silk sarson

" 12 "  
" " "  
" 5 "

Altering another - D<sup>o</sup> collar taken off, & sleeves  
out, side seams taken out, Laps lengthend, &  
the breast taking in, collar fresh padded  
putting new outside collar

" 12 "  
" " "  
" 5 " 1 14

Furnishing cloth & silk for D<sup>o</sup>

" " "

Altering an Olive Great Coat pieced round the  
top of the sleeves & eye, the neck raised & taken  
in - waist made higher &  
cloth & silk serge furnished

" " "  
" 9 "  
" " "  
" 4 "

Altering another D<sup>o</sup> collar made shorter  
& narrower across the breast, buttons moved

" " "  
" 7 6 1 0 6

23

Altering another D<sup>o</sup> - the neck raised  
Shoulder seams let out, eye made higher  
Laps made two holes longer at the top - taking in  
the side seams - & laps buttons moved  
collar shortend &

" " "  
" " "  
1 10 "  
" " "  
" " "

Re altering another coat, in a similar manner  
as above

" " "  
1 10 "

Altering another, putting new back, pieced  
across the shoulders - laps made 2 holes longer  
at top, & collar made narrower

" " "  
" " "  
" 12 " 3 12 "

26

Altering another black coat, lower part of  
the eye raised, piece taken off the collar & laps  
the buttons moved back &

" " "  
" 8 "  
" " "

A Spin Olive cloth Great Coat, Double breasted  
& covered buttons

" " "  
9 19 6

Silk sleeve linings, & pockets

" 15 "

Rich Velvet collar & facings

" 15 " 11 17 6

Carry over

41-18-6



1811

Brought forward

41 18 6

Mar 28

Altering a black coat, in the collar, & sleeves

" 4 "

A Superfine black coat Lap<sup>d</sup>. & covered buttons

" " "

lined with silk &

8 18 6

Altering a blue coat, & putting 2 inside pockets

" 4 6

Altering another - Do - as above

" 4 6

Furnishing cloth for pockets

" 3 6 9 15 "

30 A fine brown cloth Great coat, Double breasted

" " "

& covered buttons, as before

9 19 6

Silk sleeve linings & pockets

" 15 "

Velvet collar & facings

" 15 "

Altering a black coat, raising the hips, skirts -  
made shorter, collar made to sit close to the neck

" 7 6

A fine black Cassimeré Waistcoat, single breasted  
with silk back & facings, furnishing new foreparts

" " "

1 2 "

Altering a black coat the collar made lower &

" 5 " 13 4 "

April 3

Repairing & altering another, & silk serge furnished

" 5 6

Altering a black Waistcoat, the gorge raised

" " "

taking in the sides, letting out the shoulders

" 5 "

& putting on a new collar

" " "

Furnishing Cassimeré for Do

" 4 "

Altering another black coat, collar taken off

" " "

made higher & narrower, new outside collar

7 6 1 2 "

Furnishing cloth for Do

5 "

Altering another Do - piece taken from the lapels

" " "

& breast collar made narrower, & new outside

" 18 "

the side seams let out, under eye raised

" " "

sleeves thrown higher on the shoulders - & buttons -

" " "

moved on the breast &

" 7 6 1 10 6

Furnishing cloth for new collar

" " "

L

67 10 0



Martha Bethell.

Sohn Weston . . . . . Sailor

Quarber ending 5. 24/10/18 L. 101. 10 0



## Wardrobe Bills For the quarter ending 5 April 1811.

Meyer & Magoe Tailors . . . . .	244	1	=
John Weston . . . . . do . . . . .	67	10	=
Davidson & Co. . . . . do . . . . .	58	11	6
B. Carder & Co. . . . . do . . . . .	29	14	6
John Amick . . . . . Perfumer . . . . .	47	18	=
W. G. Bicknell . . . . . Hosiery . . . . .	52	4	=
F. Cater . . . . . Hatter . . . . .	32	12	6
D. Taylor . . . . . Bootmaker . . . . .	9	3	6
J. Greves . . . . . Glover . . . . .	5	8	=
H. Vincent & son . . . . . Spurrmakers . . . . .	1	11	6
J. Silver & Co. . . . . Gold Embroiderers . . . . .	6	=	=
Catherine Despuquis . . . . . Ribbons &c . . . . .	20	15	6
A. Ordway . . . . . Turner . . . . .	2	1	=
Sarah Mills . . . . . Booby Launderess . . . . .	2	11	6
J. Smith . . . . . Shaving Paste . . . . .	1	19	=
g. o. Troup . . . . . Disbursements . . . . .	9	14	2
Sum Total . . . . .	£	591	5 8

Delivered to Robert Gray Esq. Duchy of Cornwall office  
30 April 1811

Privy Purse and other Bills delivered same time.


Pages Uniform for J. Dobell P. P. . . . .	Davidson & Co. Tailors . . . . .	37	15	0
5 pattern Cavalry Helmets to Amory . . . . .	F. Cater . . . . . Hatters . . . . .	14	11	=
Bought in at Sale by H. R. H. order . . . . .	E. d. Jeffery . . . . . Bookseller . . . . .	35	6	=
Ordered by Col. Broomfield . . . . .	J. W. Pitt . . . . . Tobacconist . . . . .	19	19	=
Chose . . . . .	E. d. Orme . . . . . Printseller . . . . .	8	9	=
Subscribed to . . . . .	G. Brookshaw . . . . . Periodical Numbers . . . . .	9	9	=
Principally Household . . . . .	John Rotton . . . . . Butcher . . . . .	2	19	6



11/11









Wardrobe abstract

For

"

Quarter ending 5 April 1511.

L. 591. 5. 8.



His Royal Highness the Prince Regent

.8. Clifford Street }  
Bond Street }

To George Stutz Dr

1810

November	10	1 Pair black fine Merino Stocking Pantaloons turn'd with silk royal Cord &c for Sides, Sead & Knolls - } Extra advance of Wages on Account of Court mourning - 1 " "	7-19-0
	26	1 Pair black fine Merino Murgaiter Pantaloons - Extra Advance on Account of Court mourning - 1 " "	6-18-0
December	20	Cutting lower & new making tops of Altering Pair of Murgaiter Pantaloons - }	1-11-0
1811			
January	8	1 Pair black fine Merino Murgaiter Pantaloons -	6-18-0
	10	Altering Pair of D <sup>o</sup> - W <sup>o</sup> -	12-0
	11	Altering Pair of W <sup>o</sup> - cutting lower, Seat taken in new bearser Welts &c &c - }	1-7-0
	21	Altering Pair D <sup>o</sup> feet taken in, Seat let out &c -	9-0
	26	Altering Pair D <sup>o</sup> , bottoms new made, feet taken in &c -	12-0
	29	1 Pair black fine Merino Murgaiter Pantaloons -	6-18-0
February	14	2 Pair White Cotton Regimental Stock Dress banches - Repairing & letting out Merino Murgaiter Pantaloons -	7-10-0
March	23	Altering Pair Silk Murgaiter Pantaloons, bottoms made up afresh - &c - }	1-15-0
		New Silk Stocking for D <sup>o</sup> -	1-10-0
	25	Altering Pair Silk Pantaloons pieces taken out of the Seat & new ribbon put up the seams &c &c - }	7-0
		1 Pair black Silk Murgaiter Pantaloons - 25 February -	7-19-0
April	1	Altering Pair Merino - D <sup>o</sup> & making new holes &c -	5-0
	3	Cutting down & remaking the tops & taking in at bottom Pair of Merino Murgaiter Pantaloons - }	1-7-0
	7	Cutting down at top & new binding bottoms of Merino Murgaiter Pantaloons - }	12-0
	12	Letting out over the Coll & Repairing Pockets of D <sup>o</sup> - Cutting down at top & taking in at bottom a pair black Silk Murgaiter Pantaloons - }	3-0
	14	Putting new Silk Pockets & Repairing Seat of pair of black Murgaiter Pantaloons - }	1-5-0
	"	taking in the bearser & Welts & new binding black Murgaiter Pantaloons - }	9-0
	19	2 Pair Black Merino Stocking Pantaloons -	13-17-0
		Carried forward L <sup>v</sup>	74-14-0



1811

Brought Forward — £ 4 - 4 - 0

April - 21. Putting new Piece in the Seat & Altering Trainers }  
of pair black Merino Musgater Pantaloon } — 12 - 0  
Merino Wasted Stocking for — D<sup>o</sup> — — — — — 5 - 0  
24 taking the Cord of & Taking in Stock of Pantaloon — 7 - 0  
Letting out up the Seams & Altering 2 Pair of }  
Musgater Pantaloon & new Silk Pockets to D<sup>o</sup> } 1 - 10 - 0  
May - 10 New buttoning &c to Pair black Musgater Pantaloon — 4 - 0  
putting new tongues in & Altering & taking Puffs out }  
of a Pair black Silk Musgater Pantaloon } — 15 - 0  
New Silk Stocking for — D<sup>o</sup> — — — — — 9 - 0

£ 48 - 15 - 0  
✓



0  
0  
0  
0  
0  
0  
0  
0  
0



*[Faint, illegible handwritten notes or markings in the bottom left corner.]*



*[Faint, illegible handwriting]*

*[Red wax seal residue]*

March 10th 1811.  
Geo. Stubby . . . . . Sailor  
Geo. Bending 5. July £18-15-0  
121 10.3  
£ 200.5 3



His Royal Highness The Prince of Wales

Bought of Barrett Gorney & Gorney  
N<sup>o</sup> 479 Strand.

Delivered to Mess<sup>rs</sup> Morell & Hughes

1811

for The State Rooms

Viz<sup>t</sup>

L J D

May 28.

94 <sup>1</sup> / <sub>2</sub> <sup>y</sup>	Very deep exceeding rich gold Colour Silk Fringe trimmed with very large D <sup>o</sup> Bullion Hangers & a very broad rich D <sup>o</sup> 110 <sup>s</sup>	517 <sup>1</sup> / <sub>2</sub>	—
143 <sup>1</sup> / <sub>2</sub> <sup>y</sup>	Very broad rich gold Colour Silk figured Lace for the Curtains	19 <sup>s</sup>	136 <sup>1</sup> / <sub>2</sub> 6 <sup>1</sup> / <sub>2</sub>
216 <sup>y</sup>	Very large rich gold Colour Silk wove Rope for Drapery	38 <sup>s</sup>	110 <sup>1</sup> / <sub>2</sub> 8 <sup>1</sup> / <sub>2</sub>
78 <sup>y</sup>	Very broad large rich gold Colour silk double bodied open Gimp Chain Heading	18 <sup>s</sup>	72 <sup>1</sup> / <sub>2</sub> 3 <sup>1</sup> / <sub>2</sub>
20 <sup>y</sup>	Broad large rich gold Colour Silk open Gimp chain heading trimmed with exceeding large rich D <sup>o</sup> Bullion Hangers	45 <sup>s</sup>	45 <sup>1</sup> / <sub>2</sub>
63	Very large rich gold Colour Silk Tapes trimmed with exceeding large rich D <sup>o</sup> 75 <sup>s</sup> Bullion Hangers & for the Drapery	75 <sup>s</sup>	236 <sup>1</sup> / <sub>2</sub> 5 <sup>1</sup> / <sub>2</sub>

Delivered to M<sup>r</sup> Benoit to decorate the  
ornaments for the Tables

Viz<sup>t</sup>

61 <sup>1</sup> / <sub>2</sub> <sup>y</sup>	Broad rich silver check & Plate Fringe	53 <sup>s</sup>	16 <sup>1</sup> / <sub>2</sub> 2 <sup>1</sup> / <sub>2</sub> 10 <sup>1</sup> / <sub>2</sub>
18 <sup>y</sup>	Narrower D <sup>o</sup> . . . . . D <sup>o</sup>	16 <sup>s</sup>	10 <sup>1</sup> / <sub>2</sub> 16 <sup>1</sup> / <sub>2</sub>
	Cleaning the embroidered Feathers & Stars in the Throne Room		10 <sup>1</sup> / <sub>2</sub> 6 <sup>1</sup> / <sub>2</sub>

By 7<sup>y</sup> of the above Laces returned

1111<sup>1</sup>/<sub>2</sub> 11<sup>1</sup>/<sub>2</sub> 10<sup>1</sup>/<sub>2</sub>


6<sup>1</sup>/<sub>2</sub> 13<sup>1</sup>/<sub>2</sub>

1137<sup>1</sup>/<sub>2</sub> 18<sup>1</sup>/<sub>2</sub> 10<sup>1</sup>/<sub>2</sub>

Rec<sup>d</sup> all the Above silk Articles for Morell & Hughes  
J. B. Books

Inspected Benjamin Gorton







THE PATENT OFFICE  
LONDON



Barnett, Long & Co.

✓  
7/14/37. 10. 10

July 1937



29531

His Royal Highness the Prince of Wales

No 23, Old Bond Str. London



To Joseph White  
BREECHES MAKER

To their Royal Highnesses  
The Prince of Wales, Dukes of York, Cumberland & Cambridge.

1811 April 10...	span buff leat, Pant <sup>o</sup> , alter'd	£ 0 9
	clean d'Veep, - - - - -	12.. 6
23	span leat, Pant <sup>o</sup> , alt, d'Veep'd	5.. 6
24	span buff leat, Pant <sup>o</sup> , alter'd	4.. -
27	span fine buff leat, Pant <sup>o</sup>	5.. 15.. 6
June 7	span fine white leat, Pant <sup>o</sup>	5.. 15.. 6
8	span fine white leat, Pant <sup>o</sup>	5.. 15.. 6
		<u>£ 18.. 8.. 6</u>

18 8 6

BREECHES MAKER





*Faint, illegible handwriting at the top of the page, possibly a header or address.*

BRERKIN'S MARK

Mar 20th 1811  
perth White. . . . .  
Dr Bonding 5 July 1810 - 8:6



29532

The Royal Highness The Prince of Wales  
1811 to George Webster

June 6	4 Rich Black Barcelona Handkerchiefs	12/	2	0
	4 Do	20/	4	
	4 Do	24/	4	16
	6 Dozen red pocket Handkerchiefs	72/	21	12
				<u>32 16</u>

3. 12 1  
11 12







PRINTED & SOLD BY

W. & A. G. & CO.



PRINTING HOUSE

1890

March 1891

Gen. M. M. M. M. M.

London 5. July 1891

L. 32. 16. 0



His Royal Highness  
The Prince Regent

London

180

29533

*Bo. of Beamon & Abbott.*



LINEN-DRAPERS & HABERDASHERS,

At the Three Pigeons & Sceptre.


*N<sup>o</sup> 61, New Bond Street, three doors above Brook Street.*

READY MONEY

1811	1 Superb persian Scarlet	} £. 0.0
June 15	Shawl work'd with gold	
	Silk and Gold —	
		} 126. 0. 0



*[Faint, illegible handwriting at the top of the page, possibly bleed-through from the reverse side.]*



*Ad. by Col. Moorfield*

*Frederick Burn 1011.  
Baron & Co. Lombard  
to 10. October 1011. P. 126:0*



His Royal Highness  
The Prince Regent

29534

London 18 June 1855



Bought of J. Carbery



PLUMASSIER TO THE King, PRINCES & PRINCESSES

and to the most Noble, Honorable, & Illustrious Orders of the

Garter, Bath, and S. Patrick,

at his Manufactory, 33, Conduit Street, Bond Street.



A General Assortment of Artificial Flowers & all sorts of Feathers Dressed, Curled & Mounted in a peculiar manner. Court Plumes mounted as Usual

No Fancy Goods taken back after delivery.

N <sup>o</sup> 1.	210 yards of rich flower garlands different flowers	8/6	89	5	-
2	140 - D - - - - - D - - - - - D - - - - -	8/6	62	1	-
3	227 - D - - - - - D - - - - - D - - - - -	8/6	96	9	6
4	279 - D - - - - - D - - - - - D - - - - -	8/6	118	11	6
5	12 - D - - - - - D - - - - - D - - - - -	8/6	5	2	-
6	84 - D - - - - - D - - - - - D - - - - -	8/5	35	14	-
	17 - Hanks of wire - - - - -	10		8	6
7	34 yards of garland - - - - -	8/5	14	9	-
	20 Dozen of flowers for the Baskets - - - - -	4	4	-	-
	2 Hanks of wire - - - - -	10		1	-
	Paid carriage of flowers - - - - -			15	-
	Attending and decorating all the temporary rooms in the garden - - - - -		18	18	-
			£445 14 0		

18 11

Examined

Benjamin Gutcham

1181



His Royal Highness  
The Prince Regent

J. Carbery

445. 14. 6

The

The



# His Royal Highness the Prince Regent

1811

T. Meyer &amp; Meagoo L. S. D

April 2 <sup>nd</sup>	Superfine scarlet cloth and making a Field Marshals frack dress Uniform Coat, with Embroidered holes	} 7- 9- 6
	3/4 of white silk serge for linings at 8/ 29/ of white Casemere for skirt lining & turnbacks, and blue cloth for facings	} 4- 19 -
	86 extra rich gold Embroidered holes at 3/6	15- 1 -
	Rich gold embroidered edging on blue	6- 10 -
	4 Doz & 2 Field Marshals buttons, pockets & materials	3- 7- 6
	A pair of rich gold Epauletts	16 " "
	Embroidered skirt Ornaments	" 12 6
15 <sup>th</sup>	Altering an Embroidered Uniform coat	" 19 -
May 31 <sup>st</sup>	A pair of extra fine white cotton stocking breeches	2 10 -
June 7 <sup>th</sup>	Superfine scarlet cloth and making a Field Marshals frack dress Uniform, with Embroidered holes	} 7- 9- 6
	White silk serge for linings, Casemere for skirt lining and turnbacks, and blue cloth for facings	} 4- 19 -
	102 Extra rich long Embroidered holes at 4/6	22- 19 -
	4 Doz & 0 Uniform buttons, pockets and materials	2- 13- 6
	A very rich gold Aquilet	10 7- -
	Embroidered skirt Ornaments	" 12 6-
15 <sup>th</sup>	Altering a Field Marshals frack Uniform	" 12 6
17 <sup>th</sup>	Making a new collar to a B <sup>o</sup> Uniform	" 6 6
	Embroidered collar for B <sup>o</sup>	1- 12 -
	A Superfine scarlet cloth Field Marshals frack Uniform with Embroidered holes, no edging	} 15- 16 -
	86 rich gold Embroidered holes at 4/6	19- 7 -
	A rich gold Aquilet	10 7 -
	Embroidered skirt Ornaments	" 12 6
19 <sup>th</sup>	Altering a Field Marshals frack Uniform	" 7- 6 -
		<hr/> £ 155- 10 -
	Carried Over	✓



L. S. D

1811  
June 27<sup>th</sup> Embroidering a Full dress Field Marshal Uniform }  
Coat and waistcoat in gold, with embroidered buttons } 255. 10 -  
Superfine scarlet cloth and Making do 7. 9. 6  
Silk serge for lining the coat and waistcoat, blue cloth }  
for cuffs, pockets, and materials } 4. 0. 6  
White Casemere for waistcoat, Making, linings }  
and materials for do } 2. 19 -  
" Rich white silk Field Marshals dress waistcoat }  
very richly Embroidered in gold, Making, linings and } 53. 9 -  
Gold Embroidered buttons and 1/2 Corn pleat }  
24 Altering a Field Marshals frock Uniform Coat - " 9. 6  
26 Altering a Field Marshals frock Uniform Coat " 5. 6  
A very rich gold Aquilet - - - - - 10. 7 -

£490. 0 -



X

5

—  
—



March 1811

Meyer & Murre . . . Tailors

27 Ending 5 July . . . £4.90:8:0

v





To John Weston, Tailor

To their Royal Highnesses

The Prince of Wales, Dukes of Sussex, Cambridge & Gloucester.

N<sup>o</sup> 37, OLD BOND STREET.

1811

April 6	Alter <sup>d</sup> a black Waistcoat, made wider across the breast new Shoulder straps & the gougge raised, & furnishing Casimer	"	10	6		
11	Alter <sup>d</sup> another Waistcoat	"	4	6		
	A fine black coat Lap <sup>d</sup> & covered buttons, lined with silk	8	18	6	59	13 6
17	Alter <sup>d</sup> a D <sup>o</sup> coat & furnishing new silk for the sleeve hands	"	7	6		
	Alter <sup>d</sup> another D <sup>o</sup> lapell's made one hole shorter piece taken off the front edge, front of the gougge raised, & one hole added at the top of the Lap <sup>d</sup> new outside collar, & made shorter at the bottom	1	4	"		
	Furnish <sup>d</sup> cloth for new collar	"	7	6		
18	Alter <sup>d</sup> a white under Waistcoat	"	3	"	2	2
19	Alter <sup>d</sup> a black coat buttons moved lap <sup>d</sup> shortened & a piece taken off the front edge of the skirt	"	9	"		
	Alter <sup>d</sup> another D <sup>o</sup> the collar made shorter, gougge raised, eye made larger & sleeves let out	"	8	6		
20	Alter <sup>d</sup> another the neck raised let <sup>d</sup> out the Shoulders, & sleeves raised	"	9	6		
24	Alter <sup>d</sup> another black coat, as above	"	9	6	1	16 6
	Re alter <sup>d</sup> D <sup>o</sup> the sleeves taken out, & made wider in the Shoulders - the collar taken off, &c	"	7	6		
25	Furnish <sup>d</sup> & put <sup>d</sup> new silk back linings to 2 Olive Great coats	"	15	"		
29	Alter <sup>d</sup> the collar of a black coat - & buttons moved	"	4	"	1	6 6
May 17	Alter <sup>d</sup> 12 white M <sup>o</sup> Waistcoats made higher in the necks & collar shortened &c	1	16	"		
	Repair <sup>d</sup> a black coat, & silk for rep <sup>d</sup> the linings	"	5	6		
3	A fine blue coat Lap <sup>d</sup> & gilt buttons, lined with silk	8	18	6		
	Alter <sup>d</sup> a black coat, the collar taken off in front, & reduced made forwarder buttons moved, & press'd	5	6	6	11	6 6
4	A fine blue Frock, lined with silk, & gilt buttons	8	18	6		
6	A fine gold col <sup>d</sup> m <sup>o</sup> D <sup>o</sup> lap <sup>d</sup> & lined with silk	8	18	6		
8	A fine blue cloth Windsor Uniform Frock, scarlet cloth Cuffs & collar - lined with silk &c	10	10	"	28	7
	6 fine buff Casimer Waistcoats, with gilt buttons	12	12	"		
	6 " " " " " " with covered butt <sup>s</sup>	12	12	"		
	Alter <sup>d</sup> 2 D <sup>o</sup> the neck raised all round, & collars lengthen'd	"	6	"		
	A fine <sup>green</sup> blue cloth Frock lap <sup>d</sup> &c as before	8	18	6		
11	A fine brown " " " " with gold basket buttons	8	18	6	43	7
13						
	Can <sup>d</sup> over				97	19 0



1811

	Am <sup>t</sup> brought forward								
May 15	Altering a Mist Coat three times raising the gorge & hips Laps cut shorter, & cuffs shortened, sleeves taken in, & a piece taken off the front skirt, addition made to the eye, & new outside collar, new buttons - Furnishg cloth for new collar Gilt basket buttons	"	"	"	97	19	0		
	Altering a Mist Coat the Laps made narrower & collar also	"	"	"				2	15
16	Altering a blue coat the neck & laps raised, front skirts reduced the eye increased, sleeves raised on the shoulders - & shoulder seams let out.	"	"	"					
	Re altering Do the Collar taken off, neck raised laps made one hole higher at top, collar shortened, body taken in (and raising the hips	"	"	"					
17	Altering a Mist Do one hole taken off the laps & cut off in the front edge - made shorter, & sleeves taken in	"	"	"	17	6			
	Alty 2 blue coats - the collars taken in & buttons moved	"	"	"					
20	Altering a Mist Do - buttons moved, taking in the sides - collar shrunk in the neck, & sleeves taken in, & collar alt <sup>d</sup> -	"	"	"	10				
	Alty 2 blue Do - taking in the back & shoulders -	"	"	"					
22	Alty 2 blue Do - taking in the back & shoulders - Laps made narrower, & shorter at the top, & new collar - Furnishg cloth for Do	"	"	"	12				
	Altering a green coat, taking in the sides, buttons moved collar shrunk in the neck, a piece taken through the fore arm of the sleeve, & from the collar behind	"	"	"					
	Re altering Do - a piece taken from the shoulders laps made longer, the eye alt <sup>d</sup> piece added. raised an inch. & cut off in the front skirt	"	"	"	9	6			
	Altering a Mist Do - letting out the sleeves & eye	"	"	"					
23	Alty a Windsor Uniform Coat, by raising the laps back & shoulders -	"	"	"	3	6	5	11	
	Re altering Do - laps made narrower at top & new collar Furnishg cloth for Do	"	"	"					
25	Altering a blue Frock the sleeves raised, shoulder seams - let out, & made higher in the gorge, collar narrower & drawn in at top, side seams taken in	"	"	"	12				
	Re altering Do - the outside sleeves taken out, & worked in	"	"	"					
	Alty a gold colored Mist Frock, the Laps made square at bottom & addit <sup>n</sup> made at the corner, taken off in front & made shorter, new buttons with cloth buttons	"	"	"	11				3
	Altering a blue Do - the eye made wider, raised under the arm, side seams taken in, Laps made square at bottom & narrower in the breast, & taken off in front skirt	"	"	"					
	Can <sup>d</sup> forward							109	7
									6



Brought forward

109 7 6

May 29	Altering a blue coat, made higher in the collar & neck	5			
	Alter a green D <sup>o</sup> the collar worked in, the sleeves raised on the shoulders - & buttons moved forward	10	6		
	Alter a mixt D <sup>o</sup> - the sleeves raised on the shoulders & the eye raised	9			
	Alter a green D <sup>o</sup> - addition made to the eye, & sleeves raised on the shoulders - cloth furnished	12			
	Altering a Windsor Uniform Frock, new shoulder straps - the sleeves raised on the shoulders - & back made to correspond	14			
	new scarlet collar	7	6	2	18
	Furnishg Scarlet cloth for D <sup>o</sup>	10	6		
June 1	Altering 3 buff Waistcoats, & new collars	6			
	Caprine furnished for D <sup>o</sup>				
	Altering a green mixt coat, taking in the back collar press'd & rep'd	5	6		
	Altering a boubeau coat	8			
3	D <sup>o</sup> - a blue Frock the hips raised & skirts made shorter	6	6		
	Alter an Olive D <sup>o</sup> - as above	6	6		
5	Alter a blue D <sup>o</sup> - Lap <sup>s</sup> made square & lengthen'd	5	6	2	8 6
	Alter a white Waistcoat, taking up the shoulders - & collar made shorter, & new collar	4			
15	Altering 9 D <sup>o</sup> - as above, & new collars	16			
	Furnishg Marseille for D <sup>o</sup>	12	6		
	Altering a boubeau coat	10	6	3	3
25	D <sup>o</sup> - a brown coat Lap <sup>s</sup> reduced in length the gorge raised, & sleeves made higher on the shoulders	9			
	Altering a green D <sup>o</sup> - raise the collar, & lower the fall part, taking in the sleeves &c	9	6		
	Re altering D <sup>o</sup> - raising the neck - the eye made larger & letting out the shoulders &c	7	6		
	Alter another raising the neck, taking in the breast	9		1	15
27	Alter a blue Frock, made higher in the neck, the side seams taken in, sleeves & shoulders, & across the breast collar reduced, & new buttons	12	6		
	Furnishg 22 gilt buttons	12			
29	Alter 6 white waistcoats in the collar &c	2	6	1	7
	can <sup>d</sup> over				120-19-0



1811

Brought forward

120 19 0

June 29

Altering 2 white Mars<sup>a</sup> Waistcoats raising the Neck & new Collars

" " "

Mars<sup>a</sup> furnished for Do

" 9 "

Altering a blue coat the neck raised & sleeves, made higher on the shoulders - the eye raised & taken in

" 8 6

Altering a corbeau Do as above

" 8 6

Cloth furnished for both

" 4 "

3 4 1 13 6

July 2

Altering a blue frock

" 3 4

Altering a Chintz Morning Gown, taking up the forepart & cords the flaps & pockets raised, & turned up in front.

" 8 "

Altering a brown coat, Laps reduced top & bottom pieces taken off the front skirt edge, taking in the side seams

" " "

& raised under the Arms, the collar made narrower in the fall, & new outside

" 19 6

Furnishing cloth for Do

7 6 1 15

Altering a blue Do - sleeves raised on the shoulders

" " "

and the eye raised neck made higher, side seams taken in collar reduced - & fullness put in the breast

" 15 6

Furnishing new silk back lining

" 6 "

Furnishing cloth for Do

" 18 -

Altering a brown Do

" 9 -

Furnishing 18 Skeins of Silk - & scarlet cloth

1 1 3 9 6

Altering a corbeau brown coat, taking in the sides, letting out the back - & shoulders - addition made to the eye, &

" " "

new outside sleeves - new silk hand facings

" 17 6

Cloth furnished for Do

" 5 11 2 6

£ 128 19 6

Quarter Ending 5 July 1811

John Mason Tailor

Wardrobe 1811



His Royal Highness Prince Regent London 18

29538

Bought of J. Chalk,



GOLD & SILVER LACEMAN AND EPAULETTE MAKER,

TO HIS Royal Highness Prince of Wales

AT HIS MANUFACTORY, N<sup>o</sup> 1 STRAND,  
Next door to Northumberland House.

Fancy Trimmings, Spangles &c &c.

1811

August 2 Rich Gold & Silver Turkish  
Sword Belts with rich gilt Jewels  
Ornaments. &c at 18 Guineas each L 37. 16.



Handwritten text, likely bleed-through from the reverse side of the paper.

1811

Handwritten text, likely bleed-through from the reverse side of the paper.

Grivey Road 1811

J. Chalky. Laccemar

To 5 paid: 1812 £37. 16. 0

10. 2.  
- 7 47 10



His Roy. H. the Prince Regent London

29539



To Samuel Brunn,

SWORD CUTLER and GUN MAKER,

to their Royal Highnesses,

the PRINCE of WALES, DUKES of CLARENCE & CAMBRIDGE,

Army, Navy, &c.

N<sup>o</sup> 56, Charing Cross.

1811 - Aug - 20<sup>th</sup>

An Elegant Sabre with  
 raised Laurel sockets and  
 enlaid with fish skin scab:  
 Ornamented blade — the  
 above fitted in Mahogany case  
 lined with green velvet — £08.5  
 Black Embroidered belt with  
 two rows Laurel & Stars — 7.17.6  
 Gold Egyptian Knot — 1.11.6  
 D. J. J. W. H.  
 L. L. L.

Inspected

P. B. J. G. S. H. M.



Miss P. M. Pinner, Brighton

*[Decorative flourish]*

Yours truly,  
Jas. J. Brunton

1899. 14.



# His Royal Highness the Prince Regent

		To Meyer & Meagoe	£. S. D.
1811			
July 1 <sup>st</sup>	Cleaning a pair of white gold laced Pantaloon	"	10. 6
	Making a new collar to a Field Marshals Coat	"	6. 6
	A new Embroidered collar for Do	1.	12. 6
2 <sup>d</sup>	Altering a Field Marshals Uniform	"	7. 6
11 <sup>th</sup>	Altering a blue coat with scarlet cuffs & collar	"	10. 6
19 <sup>th</sup>	Put on grey Crenel fur trimming to a Pelice	"	9. 6
	Repairing a Pelice and put on fur to Do	"	14. 6
	Silver grey fur for Do	1.	4. 6
Aug <sup>3</sup> 13 <sup>th</sup>	A pair of Grey mixt patent cotton stocking		
	Overalls, striped with the same faced with grey	5.	16. 6
	Silk and white silk pockets &c		
17 <sup>th</sup>	A Superfine blue cloth Embroidered Uniform Coat		
	Cap <sup>l</sup> Generals of Artillery faced with scarlet, the	15.	10. 7 1/2
	body and sleeves lined with scarlet silk & materials		
	102 extra rich gold Embroidered holes at 4/6	22.	19. 6
	Embroidered shirt ornaments	"	12. 6
19 <sup>th</sup>	Altering a Field Marshals Uniform coat made deep		
	in the body and the sleeves larger	"	16. 6
22 <sup>d</sup>	A Superfine scarlet cloth Field Marshals		
	Uniform coat with Embroidered holes	15.	16. 6
	102 Extra rich Gold Embroidered holes at 4/6	22.	10. 6
Sept 5 <sup>th</sup>	A Superfine blue cloth Uniform Coat, Cap <sup>l</sup>	"	12. 6
	Generals of Artillery as above	15.	10. 7 1/2
	Embroidered shirt ornaments	"	12. 6
	106 Extra rich Gold Embroidered holes at 4/6	23.	17. 6
9 <sup>th</sup>	Superfine blue cloth and making a great coat		
	The body & sleeves lined with scarlet silk, the shirt with	10.	" 3
	scarlet Battenet, Field Marshals buttons		
	5 1/2 yds of Scarlet silk serge at 9/6	2.	12. 3
	3 1/2 yds of Battenet at 5/6, 26 Field Marshals buttons at 7/6	2.	14. 6
	Pockets and materials		
	Carried Over	£.	146. 3. 9



1011

L. S. D.

	Amount brought Over -	
Sept 13, Altering a Field Marshals Uniform		146 3 9
16 Altering a Field Marshals Uniform		" 4 6
Altering the Embroidery on the Lappels of D <sup>o</sup>		" 5 6
26 Altering a pair of mixt cotton Stocking Overall -		" 7 6
28 A pair of mixt patent cotton Stocking Overall		" 10 6
Straped with the same silk facing & pockets		} 5 16 ~

£ 153. 15. 9







March 1811

J. Meyer & Co. Sailors

Q. B. King 10. Oct. 1753-1759





To John Weston, Tailor

To their Royal Highnesses

The Prince of Wales, Dukes of Sussex, Cambridge & Gloucester.

Nº 37, OLD BOND STREET.

1841 July 6	Altering a blue coat putting new collar sleeves raised on the shoulder made wider in the back furnishing cloth silk &c for new collar	13	6			
	Eighteen fine White Manxville Waistcoats Single Breasted	34	4		34	17 6
	Altering a Blue Coat putting New Collar New outside sleeves raised on the shoulder furnishing cloth and silk serge &c	1	1			
	Altering a - the collar made lower & to fall off in front pressed	7				
	Altering 3 White Waistcoats raising the necks furnishing collar	19	6			
	Altering another Blue Coat Lapfells made longer & gounge raised	10	6			
	Altering a Brown a. Lapfells made narrower sleeves shortened	7	6			
	Altering a Blue a. Sleeves let out made fuller on shoulder &c	9		3	14	6
11	Altering a Brown a. Sleeves let out at the top Shoulder raised	13				
	Furnishing cloth silk &c	5				
12	Altering a Blue Coat as above furnishing cloth silk &c	18				
13	Altering a Brown a. Lapfells made a hole shorter cut in front	18				
	Furnishing silk and cloth for new collar	7	6			
	Altering a. letting out the back pressed raised New Buttons with gold &c &c Buttons	1	2		4	3 6
15	a Superior Blue Frock Lapfelled lined to silk and gilt	3	18	6		
	Altering a Blue Coat gounge raised Shoulder let out sides taken in Lapfells lengthened silk serge for new back lining	16				
	Altering another Sleeves raised on the shoulder eye raised side seams and back taken in gounge and Lapfell raised back length	15				
	Altering a Brown a. collar made narrower and New back	14		3	3	6
20	Altering a Blue a. Sleeves raised on shoulder Lapfells made longer	10	6			
23	Remaking a blue a. putting new foreparts facings and collar	1	11	6		
	Furnishing cloth for new foreparts collar &c	2	7	6		
	Altering another Blue Coat Sleeves Body made less Buttons mtd.	6	6			
	Altering a blue a. made higher in neck shorter in collar Lapfell raised taking in the breast moving the buttons letting out the back	10	6			
	raising the sleeves and new buttoned Furnishing Gilt Buttons	12		5	18	6
24	Repairing and altering a Morning Gown	5				
	Opening Chints Dressing Gown lined throughout w <sup>th</sup> cotton	8	18	6		
	a Blue Coat altered Sleeves taken out collar off sides seams & shoulders out Lapfells off shortened in skirt sleeves shortened					
	bro. on higher on shoulder Lapfells made to correspond	1	10		10	13 6
26	Altering another a. buttons moved forward sleeves shortened	5	6			
	Altering a Brown a. collar interlined breast taken in and top of the side seam raising the eye Lapfells made shorter raised in the shoulders and the elbow raised	14				
	Altering a. collar taken in and breast also buttons set back sleeves raised on the shoulder taking in the sides	12				
27	Altering a Blue Coat Lapfells reduced collar lengthened	14				
	Furnishing cloth for new collar	7	6	2	13	0
	Car. over			43	4	0



1811 - Amount brought forward				73	4	
July 27	Altering a Blue Coat in the Lappells buttons moved Sleeves short <sup>d</sup>	"	9	"		
	Altering a Brown d <sup>e</sup> . Lappells made less Sleeves raised in shoulder	"	8	"		
Aug 1	Altering a Morning Dressing Gown letting out sides made shorter in the waist buttons moved Skirts let out down front d <sup>e</sup>	"	10	"		
	Altering a Waistcoat the collar off and made up afresh	"	4	6	✓ 1	19 6
2	Altering and remaking Windsor Uniform Jacket putting New Collar	1	3	6		
	Furnishing Scarlett Cloth for Collar	"	7	6		
	Altering a Brown Coat letting out back collar lengthened	"	"	"		
	Shoulder seams let out and Sleeves raised	"	10	6		
	Realtering d <sup>e</sup> . the under eye made higher taking of the Sleeve in fore arm and made higher on the shoulder	"	9	"		
	Altering a Uniform Coat shoulders let out and raised in the gorge Lappells made longer New Hole Sleeves let out & raised	"	15	"	3	4 6
3	Altering a Blue Coat in the shoulders Sleeves raised New Collar	"	7	6		
	Cloth furnished for New Collar	"	7	-		
	Altering a Brown d <sup>e</sup> . Lappells made longer top gorge raised	"	9	-		
	Cloth Silk &c furnished	"	7	6		
6	Altering a Blue d <sup>e</sup> . the Lappells made less and pressed	"	4	6		
	Altering a Brown d <sup>e</sup> - as above	"	4	6	✓ 2	0 0
10	Journey to Outlands	2	13	6		
	A Superior Blue Coat lined w <sup>th</sup> Silk and Gold Buttons	8	18	6		
	Altering a d <sup>e</sup> . taking in the side seams Lapp <sup>d</sup> alt <sup>d</sup> buttons m <sup>d</sup>	"	8	6		
	Altering a Uniform d <sup>e</sup> . side seams taken in under eye	"	"	"		
	raised Collar taken in Lappells shortened Skirts reduced	"	13	6		
	Furnishing Scarlett Cloth for New Collar	"	7	6		
	Altering another uniform coat shoulders let out raising the neck side seams taken in made shorter Sleeves raised	"	10	6		
	Furnishing Scarlett Cloth for New Collar	"	7	6	13	19 6
14	A Superior Green Cloth Jacket Lappells lined w <sup>th</sup> Silk &c	8	18	6		
	Altering another Windsor Jacket shoulder seams let out and Sleeves raised shoulders made wider buttons on breast moved	"	9	"		
	Furnishing Cloth for d <sup>e</sup>	"	7	6		
	Altering a Blue Coat shoulder seams let out Sleeves raised	"	"	"		
	seams taken in eye made higher buttons moved on breast	"	8	6		
	Furnishing Cloth Silk &c	"	9	"	✓ 10	12 6
15	Altering another d <sup>e</sup> . taking in the side seams Sleeves raised &c	"	7	"		
	Altering a Brown d <sup>e</sup> . side seams taken in eye raised butt. m <sup>d</sup>	"	9	"		
	d <sup>e</sup> . a Windsor Uniform Coat Sleeves let out at the top eye	"	"	"		
	raised Sleeves made higher on shoulder pressed & prepared	"	6	6		
	Repairing another and pressed	"	4	6	✓ 1	7 0
19	Afany Chints. Morning Gown made as before	3	18	6		
	Altering 2 Blue Jackets raising the gorge & letting out sides	"	10	-		
	Altering a Green d <sup>e</sup> - as above	"	5	-		
	Altering a Brown d <sup>e</sup> . taking in side seams & top of Sleeves	"	6	6		
	Altering a Windsor Uniform sides taken in & eye raised	"	13	6	✓ 10	13 6
	Sleeves made higher on shoulders &c	can <sup>d</sup> up	✓ 11	7	0	6




1011— Amount brought forward 29542					117	0	6
Aug-19-	Altering a Blue Coat Sleeves raised and Gorge made higher buttons moved Lappells shortened and front Skirt reduced	"	"	"	15	6	
	Furnishing Cloth for do	"	"	"	5	"	
	Altering another as above putting Mus inside Collar	"	"	"	15	6	
	Furnishing Cloth for do	"	"	"	5	"	2 1 0
22	Altering a Coat and Gorge raised Sleeves made higher on the Shoulders Neck raised and Mus buttoned	"	"	"	14	"	
	Furnishing Gilt Buttons	"	"	"	12	"	
24	Repairing 3 Coats	"	"	"	7	6	
	Alfoni Dark Meri Frock Lappells lined w Silk as before	B	18	6	10	12	0
	Altering a Green Coat taking a Hole from Lappells reduced in the front Skirts one Hole added to the top Gorge raised all round Sleeves raised under eye made higher Collar made up afresh and Sleeves let out at top	"	"	"	2	"	
	Furnishing Cloth for do	"	"	"	10	"	
	Altering a Green d. under eye raised Sleeves made higher on Shoulders Collar made wider Sides taken in do	"	"	"	18	"	
30	A Superfine Olive Merino Coat as before	B	18	6			
	A Superfine Gold Merino d. d.	B	18	6	21	5	0
	Altering a Brown Frock made longer in the sleeves raised on the shoulders a gage put at bottom of the Collar Lappells let out at bottom buttons moved forward on the breast	"	"	"	14	"	
	Altering a Blue d. do	"	"	"	5	"	
Sep-6-	Altering another letting out the shoulders Sleeves and Collar raised in front made broader in front Mus Collar	"	"	"	12	"	
	furnishing Cloth and Silk Serge	"	10	6	2	1	6
	Altering a Meri Coat side seams taken in and Sleeves also Lappells lengthened and Sleeves interlined w Flannell	"	"	"	9	"	
	Altering another d. buttons moved on the breast eye raised Lappells made higher — furnishing flannell for both	"	"	"	11	"	
	Altering a Green d. Collar made lower Shoulder Backstams raised Sleeves raised on shoulders — Cloth furnished	"	19	6	3	—	2 0 6
7	Altering a Meri Coat the eye raised Collar made lower Lappells shortened Sleeves taken in & down the front skirt	"	"	"	13	6	
	Cloth furnished for do	"	"	"	5	—	
	Altering a Blue d. under eye raised hips raised shoulder seams taken in Sleeves let out at top swell in front pocket facing	1	3	"	"	"	
	Cloth furnished	"	"	"	7	6	
	Altering Green Coat New Silk Hand facing & Mus Buttons	"	"	"	4	6	
	furnishing Gilt Basket buttons	"	12	—	3	5	6
	Altering a Brown d. letting out the sleeves from Elbow thro' the Cuffs	"	"	"	4	6	
	Altering a Blue d. fall of the Collar made broader foreparts longer letting out shoulder seam Sleeves out raised	"	"	"	12	—	
	Cloth furnished for do	"	"	"	5	"	
Sep-7-	Altering a Brown Uniform Shoulder seams taken in and raised on the hips	"	12	"	1	13	6
		Can. over			160	7	6



1011	Amount brought forward				160	7	6
14	Altering a Mac Coat piece taken from between Lappells buttons moved forward on back sleeves taken in at top & raised in eye	"	"	"	10	"	"
	Altering another as above	"	"	"	10	"	1
14	Altering a Brown d. the under eye raised Sleeves made higher on shoulders hips let out new Buttoned Collar	1	7	"			
	Furnishing Cloth and buttons for d.	"	12	"			
	Altering and new Buttoning 2 Blue Coats as above	2	14	"			
	Furnishing Cloth and gilt Buttons	1	4	"			
	Altering a Green d. ——— d.	1	7	"			
	Altering another Blue and new Buttoned	1	7	"			
	Furnishing gilt Buttons & Cloth	"	12	"	9	3	0
	Altering a Mac Coat letting out shoulder seams & repaired	"	6	"			
	Altering Uniform Frock Under eye & gauge raised Buttons	"	9	"			
	Furnishing scarlett Cloth for new Collar	"	7	6			
	Altering 2 Coats Shoulders taken in Collar lowered Sleeves taken	"	8	"			
	Altering brown Great Coat putting new Collar facings	"	7	6			
	Furnishing velvet for New Collar facings silk lining &c.	"	18	"	2	16	0
16	Altering and repairing Windsor Uniform Frock	"	4	6			
	A Superfine Blue Mac Coat lined with silk	8	18	6			
	Altering Blue letting out hips and back skirt	"	7	6			
	Furnishing Cloth for d.	"	3	"			
	Altering another side seams let out made wider in back	"	9	"	10	2	6
18	Altering 2 Mac d. raising the hips facings made larger	1	1	"			
	raising Neck top of Lappell taking in side seams new collar	"	"	"			
	Furnishing Cloth for d.	"	10	6			
	Altering Blue d. Neck raised New Collar New back Waist	"	"	"			
	Shortened Lappells reduced Buttons moved Sleeves shortened	1	4	"			
	Cloth furnished for d.	"	19	"	3	14	6
	Altering gold Mac d. taking in sides gone put in eye shoulder	"	"	"			
	seams let out eye raised Neck made higher new Buttoned	1	11	6			
	Furnishing silk Buttons & Cloth for Collar facings	1	7	"			
	Altering Blue Coat letting out the sleeves and back	"	7	6			
	Altering 3 Matron Coats - enlarging shoulders - altering Lappells	"	"	"			
	reducing the Neck - collar altered Shoulders let out	1	2	6	4	8	6
21	Altering Blue Coat front Edge reduced New outside Collar &c.	1	2	"			
	Furnishing Cloth for New Collar	"	7	6			
	Altering another as above and new buttoned	1	2	"			
	Furnishing Cloth for Collar and gilt Buttons	"	19	6			
	Altering Mac Coat Neck raised Lappells length? & Cloth furn.	"	19	"	4	10	0
	Altering 2 Blue Coats, Shoulders let out, Arms raised, Neck lower?	1	4	"			
	buttons moved, Lappells short?, Edges reduced, and New facings,	"	"	"			
	Altering another Blue, Skirt reduced, Lappells short? Sleeves raised	"	9	"			
28	Altering Mac d. - collar lowered Lappells short? Edges reduced. Coll. taken	"	14	"			
Oct. 1	d. - Mac Coat Collar lowered holes short? and pressed	"	5	"			
4	Altering Windsor Uniform eye taken in Shoulder let out of cloth	"	13	6			
	altering 2 Coats Shoulders let out Sleeves out & pressed	"	9	"	4	6	6
	Altering Pressing 3 others & Cloth furnished for d.	"	12	"	200	8	6



29512A





Wentworth 1011

John Weston Sailor

Dr. Entring 10. Oct. 1700: 8

1700. 8. 6